




24
25

WIRING MATERIALS



You stand for our success

New technologies guarantee the improvement and innovation of our products.
For you.

KOPOS KOLÍN a.s. is a leading manufacturer of wiring material with over 90 years of tradition. We currently produce over 5 000 products. The plastic category includes wiring boxes, trunkings, parapet trunkings, pipes, double wall protector conduits it is registered bussiness mark KOPOFLEX® and KOPODUR® system, divided cable duct KOPOHALF®. We also include cable management systems such as cable trays, MARS cable trays, JUPITER®, wire trays or a stainless steel program. With the increasing demands on object safety, we have expanded and introduced systems to maintain functionality in the fire. Choose from a variety of carefully tested systems. The company considers it natural to produce products from halogen-free materials. By replacing lead in plastic mixtures and other environmental activities, we don't want to stand out in the environmental protection.

The products comply with the requirements of the European standards and are tested in the electrotechnical institutes. The company also owns the production technology used for the production of NEUTROSTOP shieldings. Their use is especially important where it is necessary to protect the environment from neutron radiation. We sell our products around the world through 10 daughter company. KOPOS KOLÍN a.s. is a holder of certificates according to ISO 9001 and ISO 14001, Czech Quality and Safety Certificate.





WIRING BOXES AND ACCESSORIES

1



WIRING TRUNKINGS AND ACCESSORIES

2



WIRING PIPES AND ACCESSORIES

3



FIXING MATERIAL

4



TECHNICAL INFORMATION

5





1

**WIRING BOXES
AND
ACCESSORIES**

Wiring boxes and accessories

In compliance with the common standard **ČSN EN 60 670-1** - Boxes and covers for house electric accessories and other similar fixed electrical installations.

In compliance with the common standard **ČSN EN IEC 60670-1 ed. 2** - Boxes and covers for house electric accessories and other similar fixed electrical installations.

Under target 1-4

Material: Hard self-snuffing polyvinylchloride (PVC) with temperature resistance from -5 °C to +60 °C.

According to the requirements of ČSN EN 60670-1 § 18, the boxes comply with the excessive-heat resistance test as well as the test with flaming loop with temperature 850 °C. In addition to the requirements, a needle burner flame test according to ČSN EN 60695-11-5 was performed with a satisfactory result.

According to ČSN EN 332312 ed. 2, the company KOPOS KOLÍN a.s. as manufacturer recommends the assembly of boxes **on and into building materials** with fire reaction class from A1 to D, in accordance with ČSN EN 13501-1.

The boxes are designed for distribution system with voltage up to 400 V and maximum current 16 A.

The boxes fitted with the appropriate lid or device with IP30 or higher protection meet IP30 protection (KP 68/D, KPR 68/D).

A basic color of boxes under plaster is light grey (RAL 7035). Boxes can be also produced in different colors.

Into thermal insulation 1-19

Material: Self-snuffing polypropylene (PP) with temperature resistance from -25 °C to +60 °C is used for KEZ, KEZ 300, KEZ-3, MDZ, MDZ 300, MDZ XL and MDZ XL 300.

Self-snuffing polypropylene (PP) and polycarbonate (PC-ABS) with temperature resistance from -25°C to 60°C is used for boxes KUZ.

According to the requirements of ČSN EN 60670-1 § 18, the boxes comply with the excessive-heat resistance test as well as the test with flaming loop with temperature 850 °C. In addition to the requirements, a needle burner flame test according to ČSN EN 60695-11-5 was performed with a satisfactory result.

According to ČSN EN 332312 ed. 2, the company KOPOS KOLÍN a.s. as manufacturer recommends the assembly of boxes **on and into building materials** with fire reaction class from A1 to F, in accordance with ČSN EN 13501-1.

The boxes are designed for distribution system with voltage up to 400 V.

Into hollow walls 1-30

Material: Hard self-snuffing polyvinylchloride (PVC) with temperature resistance from -5 °C to +60 °C.

According to the requirements of ČSN EN 60670-1 § 18, the boxes comply with the excessive-heat resistance test as well as the test with flaming loop with temperature 850 °C.

In addition to the requirements, a needle burner flame test according to ČSN EN 60695-11-5 was performed with a satisfactory result.

According to ČSN EN 332312 ed. 2, the company KOPOS KOLÍN a.s. as manufacturer recommends the assembly of boxes **on and into building materials** with fire reaction class from A1 to F, in accordance with ČSN EN 13501-1. Instrument and universal boxes are designed for distribution system with voltage 400 V and with maximum current 16 A. Boxes fitted with an appropriate lid or device with IP30 protection or higher meet IP30 protection.

The KOPOS KOLÍN company, as the manufacturer, recommends using the KI 68 L/1 box and its modification for installation into construction materials with class A - C3 in compliance with the formerly valid standard ČSN 73 0862.

For all the products in the product line for hollow walls, we recommend using set of cutters supplied by us, see page [1-91](#) - [1-92](#).

Boxes for fire-resistant partitions wall 1-42

Material: Self-extinguishing polypropylene (PP) with temperature resistance -5 °C to +60 °C, foaming material.

The boxes according to the requirements of ČSN EN 60670-1 Art. 18 pass the test of resistance to excessive heat and burning with a hot loop with a temperature of 850 °C. In addition to the requirements, a needle burner flame test according to ČSN EN 60695-11-5 was performed with a satisfactory result. The KPZ-1_PO box meets the classification EI 15 to EI 120 according to ČSN EN 1363-1:2013.

According to ČSN EN 332312 ed. 2 KOPOS KOLÍN a.s. as a manufacturer, it recommends the installation of boxes on and in building materials of reaction to fire class A1 to F in the sense of ČSN EN 13501-1.

The boxes are designed for distributions with a voltage of up to 400 V and a current of 16A max. Boxes fitted with an appropriate lid or device with IP30 protection or higher meet IP30 protection.

For the installation of hollow walls, we recommend using the milling cutter assemblies supplied by us, see pages [1-91](#) - [1-92](#).

Trunking boxes 1-46

Material: Hard self-snuffing polyvinylchloride (PVC) with temperature resistance from -5 °C to +60 °C.

According to the requirements of ČSN EN 60670-1 § 18, the boxes comply with the excessive-heat resistance test as well as the test with flaming loop with temperature 850 °C.

According to ČSN EN 332312 ed. 2, the company KOPOS KOLÍN a.s. as manufacturer recommends the assembly of boxes **on and into building materials** with fire reaction class from A1 to C or D, in accordance with ČSN EN 13501-1.

The boxes are designed for distribution system with voltage up to 400 V and with maximum current 16 A.

In combination with heat-insulating pad (see page [1-87](#)) with thickness of 5 mm made of material with reaction to fire class A1 - F the installation on flammable surfaces may be carried out without any limitation

Closed boxes – plastic (IP 40, 54, 65, 66) 1-54

Material: Hard self-snuffing polyvinylchloride (PVC) with temperature resistance from -5 °C to +60 °C is used for boxes 8101 - 8119.

Self-snuffing polypropylene (PP) and polyethylene (PE) with temperature resistance from -5 °C to +60 °C is used for boxes 8130 and 8135.

Flame retardant polypropylene (PP) and polycarbonate (PC) with temperature resistance from -25 to +60°C is used for KSK series boxes. In addition to the requirements, a test of a needle burner according to ČSN EN 60695-11-5 is performed for KSK boxes with a satisfactory result.

According to the requirements of ČSN EN 60670-1 § 18, the boxes comply with the excessive-heat resistance test as well as the test with flaming loop with temperature 650 °C (850°C for KSK series boxes).

According to ČSN EN 332312 ed. 2, the company KOPOS KOLÍN a.s. as manufacturer recommends the assembly of boxes (with the exception of 003.CS.K and 005.CS.K types) **on and into building materials** with fire reaction class from A1 to C or D, in accordance with ČSN EN 13501-1.

In combination with 5 mm heat-insulating pad, the installation on construction materials can be carried out fire class A1 - F without limitation.

In the case of installation on construction materials with fire class A2 to C or D according to ČSN EN 13501-1 they are designed for wiring with voltage of 400 V and current of max 16 A.

In the case of installation on construction materials with reaction to fire class A1 or with heat-insulating pad, they are designed for distribution system with voltage 500 V. The 003.CS.K and 005.CS.K type boxes may be used only on construction materials with reaction to fire class A1.

Closed boxes – metal (IP 54) 1-64

Material: Al-alloy suitable for installation on construction materials with reaction to fire class A1 to C or D (see page [5-3](#)). Temperature resistance is -25 to +60 °C.

In combination with heat-insulating nonflammable pad with thickness of 5 mm made of material with reaction to fire class A1, the installation on construction materials may be carried out without any limitation. The boxes are designed for distribution with voltages up to 500 V.

Halogen-free (HF) 1-69

Material: Self-extinguishing polycarbonate (PC-ABS) with temperature resistance -20° C to +80° C.

Self-extinguishing polypropylene (PP) with temperature resistance -5° to +60° C.

According to the requirements of ČSN EN 60670-1 § 18, the boxes comply with the excessive-heat resistance test as well as the test with flaming loop with temperature 850 °C.



Wiring boxes and accessories

According to ČSN EN 332312 ed. 2, the company KOPOS KOLÍN a.s. as manufacturer recommends the assembly of boxes **on and into building materials** with fire reaction class from A1 to F, in accordance with ČSN EN 13501-1 (this classification applies to KU 68 LD/1HF and KP 64/LD HF boxes). For other halogen-free junction box, the manufacturer recommends mounting on and in construction materials with fire class A1 to C or D according to ČSN EN 13 501-1.

The boxes are designed for distribution system with voltage up to 400 V and with maximum current 16 A.

In combination with heat-insulating non-flammable pad with thickness of 5 mm made of material (see page 1-87) over the whole contact surface, or with heat-insulating bed, the installation on construction materials may be carried out without any limitation.

The material is resistant to flame propagation and is halogen free. It is used for environment with higher concern over public and health protection.

Compared to commonly manufactured types, the junction distribution boxes differ only in used material, which is marked with the HF letters at the end of the type code.

Accessories 1-78

Terminal plates 1-88

Terminal plates are resistant to excessive heat and burning in compliance with ČSN EN 60998-1:97 and ČSN EN 60998-2-1:97, and passed the flaming loop test 850 °C.

Help tools and utilities 1-91

Multi-purpose box KOPOBOX MINI 1-94

Material: self-snuffing PC-ABS of temperature resistance from -5 till +60°C

The system of KOPOBOX MINI boxes conforms to the requirements of ČSN EN 60670-1, Art. 18 and it conforms to the proof Test against excessive heat and burning by glowing loop of temperature 850 °C. According to ČSN EN 332312 ed. 2, the company KOPOS KOLÍN a.s. as manufacturer recommends the assembly of boxes on and into building materials with fire reaction class from A1 to F, in accordance with ČSN EN 13501-1.

The boxes are intended for distributions of max. voltage of 500 V. The material is resistant against spread of flame and doesn't contain halogens. The Boxes can be used at environment of higher interest for protection of persons and equipment.

Floor boxes into concrete 1-96

Material: self-extinguishing halogen-free polyamide (PA), halogen-free polyethylene (PE). Temperature resistance is -5 to +60 °C.

According to the requirements of ČSN EN 60 670-1 § 18, the boxes comply with the excessive-heat resistance test as well as the test with flaming loop with temperature 850 °C. In addition to the requirements, a needle burner flame test according to ČSN EN 60695-11-5 was performed with a satisfactory result.

Sets are designed for use in cast concrete floors, IP30 protection. The boxes are designed for distribution system with voltage up to 500 V.

Into poured concrete 1-107

Material: Halogen-free polyethylene (PE), halogen-free polypropylene (PP), halogen-free polyamide (PA). Temperature resistance during installation -5 to +60 °C. Temperature during the casting process up to +90 °C.

Boxes pass the test of resistance to excessive heat and burning with a hot loop with a temperature of 650 °C according to the requirements of ČSN EN 60670-1 Art. 18, the polyethylene used is not self-extinguishing. The boxes are designed for distribution system with voltage up to 400 V.



All boxes, accessories and terminal plates are in compliance with EU directions.

Icons - legend

	material		product for sound insulation walls
	temperature resistance, scope of application (°C)		length (mm)
	flaming loop test (°C)		mechanical protection
	fire reaction class of underlying material		dimensions - width, height, depth (mm)
	self-extinguishing		number of conductors x diameter (mm ²), load-current capacity (A)
	spacing when joining two boxes (mm)		milled (drilled) hole diameter (mm)
	allows to install double-socket		package (pcs)
	products manufactured from leadless material		accessories, additional assortment
	level of protection - IP classification		tools for installation
	halogen-free material		

1

2

3

4

5

index




WIRING BOXES

CHOOSE YOUR WAY

**STANDARD
SHAPE**

**INNOVATIVE
SHAPE**



KP 68

KU 68-45

www.kopos.com



KP 68/D

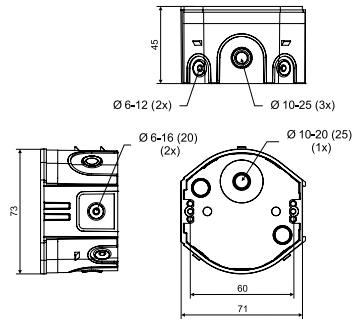
- instrument box



MAT

PVC -5 - +60°C 850°C A1 - F 30 sec. 71 IP30

- ▶ Connection in a continuous row with a spacing of 71 mm possible.
- ▶ The boxes can be connected to KPR 68/D.
- ▶ Inlet openings made of flexible material.
- ▶ The installation of the cable or pipe is performed by tearing out the prepressed inlet on the flexible membranes and inserting the cable or pipe into the created hole.
- ▶ Ensured airtightness of the passage even when the cable or pipe is inserted.
- ▶ Suitable for low-energy or passive houses.
- ▶ The IP30 protection a box fitted with an appropriate lid or a device with a higher or equal IP30 protection.
- ▶ European Industrial design protection and European Utility models protection.
- ▶ Sale in whole packages (100 pcs).



item	description		EAN
KP 68/D_KA	boxes loosely inserted into the carton, instrument screws included	100	8595568932327

- accessories

- video

- tools for installation



KPR 68/D

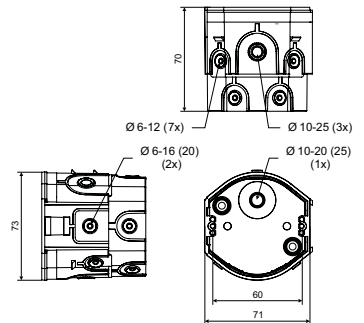
- instrument box



MAT

PVC -5 - +60°C 850°C A1 - F 30 sec. 71 IP30

- ▶ Easy installation of devices with great depth.
- ▶ Connection in a continuous row with a spacing of 71 mm possible.
- ▶ The boxes can be connected to KP 68/D.
- ▶ Inlet openings made of flexible material.
- ▶ The installation of the cable or pipe is performed by tearing out the prepressed inlet on the flexible membranes and inserting the cable or pipe into the created hole.
- ▶ Ensured airtightness of the passage even when the cable or pipe is inserted.
- ▶ Suitable for low-energy or passive houses.
- ▶ The IP30 protection a box fitted with an appropriate lid or a device with a higher or equal IP30 protection.
- ▶ European Industrial design protection and European Utility models protection.
- ▶ Sale in whole packages (66 pcs).



item	description		EAN
KPR 68/D_KA	boxes loosely inserted into the carton, instrument screws included	66	8595568932334

- accessories

- video

- tools for installation



1

2

3

4

5

index

KP 68-30

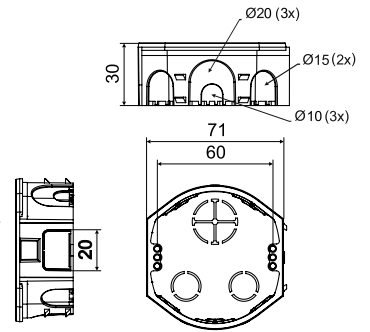
- universal box



MAT

PVC -5 - +60°C 850°C A1 - D 30 sec. 71

- ▶ Connection in a continuous row with a spacing of 71 mm possible.
- ▶ The boxes can be connected to KU 68-45, KPR 68-70, KP 68/D, KPR 68/D and KP 68-45.
- ▶ More space for the electroinstallation.
- ▶ Allows the installation of wiring in thin partitions.
- ▶ European Industrial design protection and European Utility models protection.



item	description		EAN
KP 68-30_KA	boxes loose in cardboard, device screws not placed in boxes	100	8595568938497

- accessories

ZV 68 pg. 1-81 TYPO.. pg. 1-89 NR. pg. 1-84 NR 5X5 pg. 1-85

- tools for installation

FR 68 SDS ø 80 mm pg. 1-92

KP 68-45

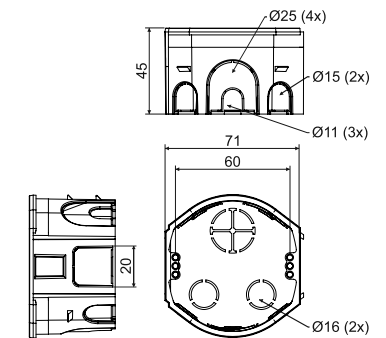
- instrument box



MAT

PVC -5 - +60°C 850°C A1 - D 30 sec. 71 IP30

- ▶ Connection in a continuous row with a spacing of 71 mm possible.
- ▶ The boxes can be connected to KP 68-30, KU 68-45, KPR 68-70, KP 68/D and KPR 68/D.
- ▶ More space for the electroinstallation.
- ▶ European Industrial design protection and European Utility models protection.
- ▶ Sale in whole packages (100 pcs).



item	description		EAN
KP 68-45	boxes loose in cardboard, device screws not placed in boxes	100	8595568939678

- accessories

V 68 pg. 1-79 ZV 68 pg. 1-81 TYPO.. pg. 1-89 NR. pg. 1-84 NR 5X5 pg. 1-85

- tools for installation

FR 68 SDS ø 80 mm pg. 1-92

1

2

3

4

5

index



KU 68-45

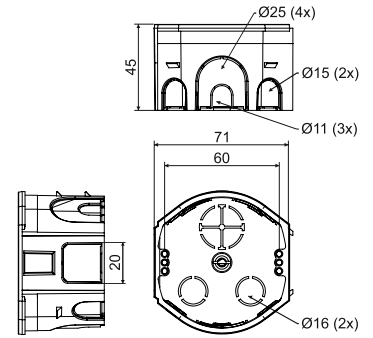
- universal box



MAT

PVC -5 -+60°C 850°C A1 - D 30 sec. 71

- ▶ Connection in a continuous row with a spacing of 71 mm possible.
- ▶ The boxes can be connected to KPR 68-70, KP 68/D, KPR 68/D, KP 68-30 and KP 68-45.
- ▶ More space for the electroinstallation.
- ▶ European Industrial design protection and European Utility models protection.
- ▶ Sale in whole packages (100 pcs).
- ▶ Direct replacement for the box KU 68-1901.



item	description		EAN
KU 68-45_KA	boxes loosely inserted into the carton, instrument screws included	100	8595568936233

- accessories

- video

- tools for installation

KO 68 pg. [1-78](#)
 ZV 68 pg. [1-81](#)
 TYP0.. pg. [1-89](#)
 TN 68 pg. [1-79](#)
 NR. pg. [1-84](#)
 NR 5X5 pg. [1-85](#)



FR 68 SDS
ø 80 mm
pg. [1-92](#)

KU 68-45/V

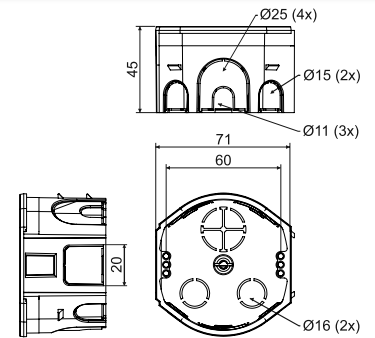
- junction box with cover



MAT

PVC -5 -+60°C 850°C A1 - D 30 sec.

- ▶ To create jointing line.
- ▶ Easy-to-install lid, even without tools.
- ▶ European Industrial design protection and European Utility models protection.
- ▶ Sale in whole packages (80 pcs).
- ▶ Direct replacement for the box KU 68-1902.



item	description		EAN
KU 68-45/V_KA	boxes loose in cardboard fitted with a cap	80	8595568936257

- accessories

- tools for installation

ZV 68 pg. [1-81](#)
 TYP0.. pg. [1-89](#)
 TN 68 pg. [1-79](#)
 NR. pg. [1-84](#)
 NR 5X5 pg. [1-85](#)



FR 68 SDS
ø 80 mm
pg. [1-92](#)

1

2

3

4

5

index

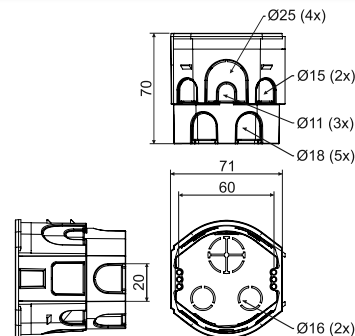
KPR 68-70

- universal box



PVC -5 - +60°C 850°C A1 - D 30 sec. 71

- ▶ Connection in a continuous row with a spacing of 71 mm possible.
- ▶ The boxes can be connected to KU 68-45, KP 68/D, KPR 68/D, KP 68-30 and KP 68-45.
- ▶ More space for the electroinstallation.
- ▶ European Industrial design protection and European Utility models protection.
- ▶ Sale in whole packages (66 pcs).



item	description		EAN
KPR 68-70_KA	boxes loosely inserted into the carton, instrument screws included	66	8595568936240

- accessories



- tools for installation



FR 68 SDS
ø 80 mm
pg. 1-92

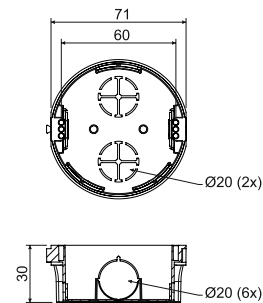
KP 68/2

- instrument box



PVC -5 - +60°C 850°C A1 - D 30 sec. 71

- ▶ Possibility to join into and continuous series with and spacing of 71 mm.
- ▶ Connection of up to three boxes in and row is recommended.
- ▶ The boxes can be connected to KP 68 and KPR 68.
- ▶ Allows the installation of wiring in thin partitions.
- ▶ Sale in whole packages (150 pcs).



item	description		EAN
KP 68/2_KA	boxes loose in cardboard, device screws not placed in boxes	150	8595057600089

- accessories



- tools for installation



FR 68 SDS
ø 80 mm
pg. 1-92

1

2

3

4

5

index



KP 68

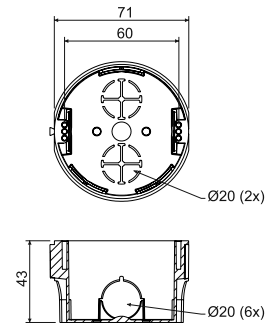
- instrument box



MAT

PVC -5 - +60°C 850°C A1 - D 30 sec. 71

- ▶ Possibility to join into and continuous series with and spacing of 71 mm.
- ▶ Connection of up to three boxes in and row is recommended.
- ▶ The boxes can be connected to KP 68/2 and KPR 68.
- ▶ Universal box for most devices.
- ▶ Sale in whole packages (100 pcs).



item	description		EAN
KP 68_KA	boxes loose in cardboard, device screws not placed in boxes	100	8595568910592

- accessories

- tools for installation



KPR 68

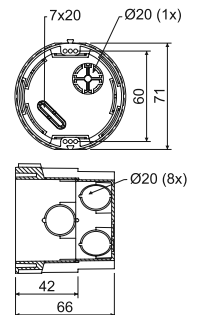
- instrument box



MAT

PVC -5 - +60°C 850°C A1 - D 30 sec. 71

- ▶ Easy installation of devices with great depth.
- ▶ Possibility to join into and continuous series with and spacing of 71 mm.
- ▶ Connection of up to three boxes in and row is recommended.
- ▶ Possibility to easily clamp under the device using screwless terminals.
- ▶ The boxes can be connected to KP 68/2 and KP 68.
- ▶ Sold in the smallest complete packages (10 pcs).



item	description		EAN
KPR 68_KA	packed in packs of 10 pieces in shrink foil, packs placed in cardboard	10; 100	8595057648302

- accessories

- tools for installation



1

2

3

4

5

index

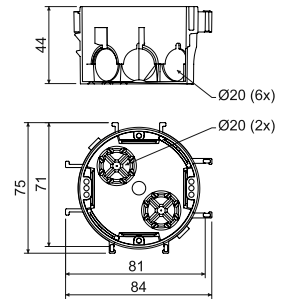
KP 67/2 - instrument box



MAT

PVC -5 - +60°C 850°C A1 - D 30 sec. 71/81

- ▶ Vertical and horizontal connection with a spacing of 71 or 81 mm.
- ▶ Possibility to connect up to 5 boxes vertically and horizontally.
- ▶ Possibility to increase axial distance with a spacer DR 18 for the design lines Element, Neo, etc.
- ▶ Sale in whole packages.



item	description		EAN
KP 67/2_KA	boxes loose in cardboard, device screws not placed in boxes	90	8595057615496

- accessories

V 68 [pg. 1-79](https://www.ean.com/pg-1-79) DR 18 [pg. 1-85](https://www.ean.com/pg-1-85) TYP0.. [pg. 1-89](https://www.ean.com/pg-1-89) NR. [pg. 1-84](https://www.ean.com/pg-1-84) NR 5X5 [pg. 1-85](https://www.ean.com/pg-1-85)

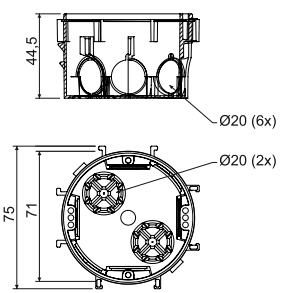
KP 67/3 - instrument box



MAT

PVC -5 - +60°C 850°C A1 - D 30 sec. 71

- ▶ Possibility to connect up to 5 boxes vertically and horizontally.
- ▶ Suitable for 2x double frame.
- ▶ When using the DR18 spacers, boxes are suitable for devices with larger widths, such as Neo.
- ▶ Sale in whole packages (100 pcs).



item	description		EAN
KP 67/3_KA	boxes loose in cardboard, device screws not placed in boxes	100	8595057650558

- accessories

V 68 [pg. 1-79](https://www.ean.com/pg-1-79) DR 18 [pg. 1-85](https://www.ean.com/pg-1-85) TYP0.. [pg. 1-89](https://www.ean.com/pg-1-89) NR. [pg. 1-84](https://www.ean.com/pg-1-84) NR 5X5 [pg. 1-85](https://www.ean.com/pg-1-85)

1

2

3

4

5

index



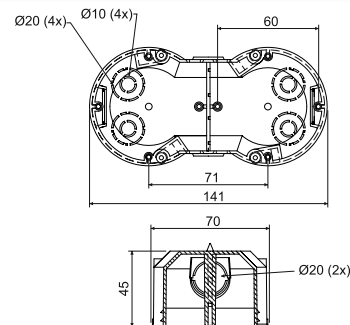

KP 64/2

- instrument box



PVC -5 - +60°C 850°C A1 - D 30 sec. 71

- ▶ For modern installations in combined frames.
- ▶ Significant rigidity makes device installation easier.
- ▶ Sold in the smallest complete packages (2 pcs).



item	description		EAN
KP 64/2_KA	two boxes packed in shrink foil and covered with label, device screws included in the bag, packs placed in cardboard	2; 50	8595057632707

- accessories

- tools for installation



VKP 64/2L
pg. 1-80



TYP0..
pg. 1-89



NR.
pg. 1-84



NR 5X5
pg. 1-85



FR 68 SDS
ø 80 mm
pg. 1-92

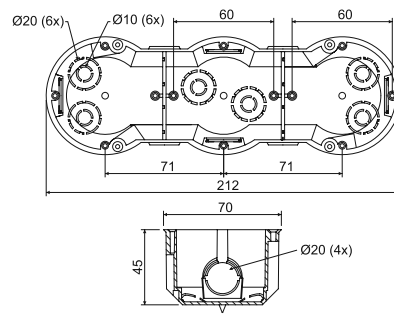
KP 64/3

- instrument box



PVC -5 - +60°C 850°C A1 - D 30 sec. 71

- ▶ For modern installations in combined frames.
- ▶ Significant rigidity makes device installation easier.
- ▶ Sold in the smallest complete packages (2 pcs).



item	description		EAN
KP 64/3_KA	two boxes packed in shrink foil and covered with label, device screws included in the bag, packs placed in cardboard	2; 32	8595057632714

- accessories

- tools for installation



TYP0..
pg. 1-89



NR.
pg. 1-84









NR 5X5
pg. 1-85



FR 68 SDS
ø 80 mm
pg. 1-92

KP 64/4

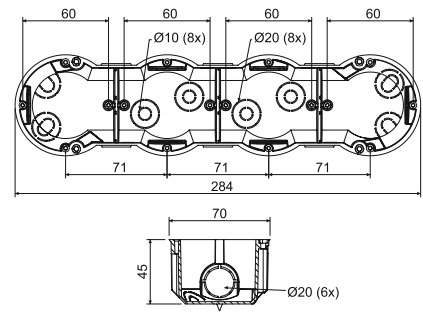
- instrument box

MAT      


PVC -5 - +60°C 850°C A1 - D 30 sec. 71



- ▶ For modern installations in combined frames.
- ▶ Significant rigidity makes device installation easier.
- ▶ Sold in the smallest complete packages (2 pcs).



item	description		EAN
KP 64/4_KA	two boxes packed in shrink foil and covered with label, device screws included in the bag, packs placed in cardboard	2; 28	8595057632721

 - accessories

 **TYP0..**
pg. [1-89](#)

 **NR.**
pg. [1-84](#)

 **NR 5X5**
pg. [1-85](#)


 - tools for installation



FR 68 SDS
ø 80 mm
pg. [1-92](#)

KP 64/5

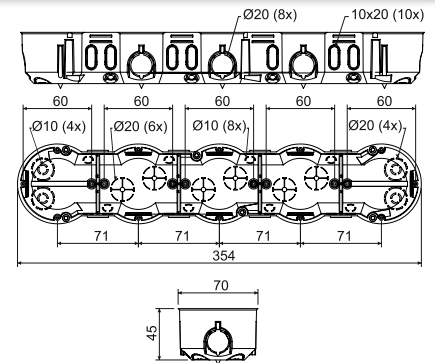
- instrument box

MAT      


PVC -5 - +60°C 850°C A1 - D 30 sec. 71



- ▶ For modern installations in combined frames.
- ▶ Significant rigidity makes device installation easier.
- ▶ Sold in the smallest complete packages (2 pcs).



item	description		EAN
KP 64/5_KA	two boxes packed in shrink foil and covered with label, device screws included in the bag, packs placed in cardboard	2; 16	8595057657212

 - accessories

 **TYP0..**
pg. [1-89](#)

 **NR.**
pg. [1-84](#)

 **NR 5X5**
pg. [1-85](#)

 - tools for installation



FR 68 SDS
ø 80 mm
pg. [1-92](#)

1

2

3

4

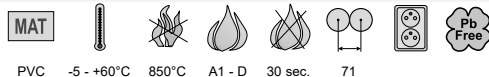

5

index



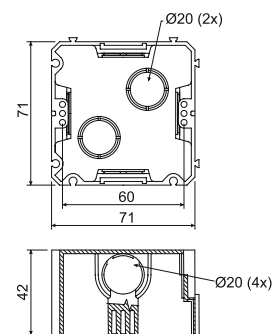
KP 67X67

- instrument box



PVC -5 - +60°C 850°C A1 - D 30 sec. 71

- ▶ Possibility to connect up to 5 boxes vertically and horizontally.
- ▶ Suitable for 2x double frame.
- ▶ Square shape increases the mounting volume of the box.
- ▶ Spacer for a spacing of 83 mm.



item	description		EAN
KP 67X67_KA	boxes loose in cardboard, device screws not placed in boxes	100	8595057600072

- accessories

- tools for installation



DR42
pg. 1-86

TYP0..
pg. 1-89



FR 68 SDS
ø 80 mm
pg. 1-92

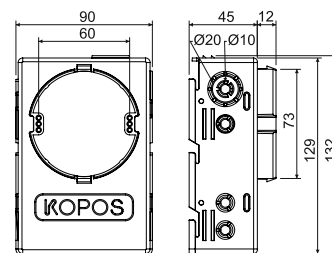
KUH 1

- universal box



PVC -5 - +60°C 850°C A1 - D 30 sec.

- ▶ More space in the box allows the insertion of active elements under the device.
- ▶ Possibility to insert the terminal S-66 directly under the device.
- ▶ Suitable for modern electrical system with higher space requirements.



item	description		EAN
KUH 1_KA	boxes packed individually in shrink foil, installation screws included	1; 35	8595057688445

- accessories



V 68
pg. 1-79

S-66
pg. 1-88

ZV 68
pg. 1-81

TYP0..
pg. 1-89

NR.
pg. 1-84

NR 5X5
pg. 1-85

1
2
3
4
5
index

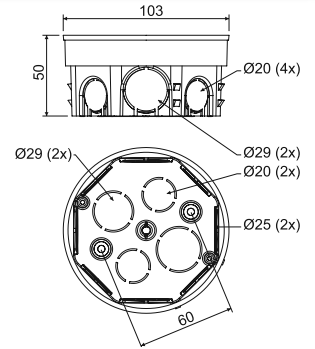
KO 97/5 - junction box with cover KO 97 V



MAT

PVC -5 - +60°C 850°C A1 - D 30 sec.

- ▶ A large number of knockouts to make larger installations.
- ▶ Projections against ripping the box out of the wall.
- ▶ Sufficient space for terminal plate and circuit connection.



item	description		EAN
KO 97/5_KA	boxes with attached lids placed in a cardboard separately	90	8595057600164

- accessories

ZV 97
pg. 1-81

S-96
pg. 1-88

SP-96
pg. 1-88

TYP0..
pg. 1-89

TN 97
pg. 1-79

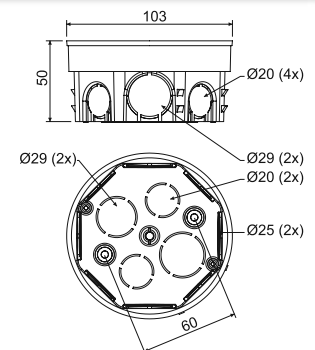
KR 97/5 - junction box with cover KO 97 V and terminal plate SP-96



MAT

PVC -5 - +60°C 850°C A1 - D 30 sec.

- ▶ A large number of knockouts to make larger installations.
- ▶ Projections against ripping the box out of the wall.
- ▶ Sufficient space for terminal plate and circuit connection.



item	description		EAN
KR 97/5_KA	terminal plate SP-96 screwed into the box, lids included and each box placed into cardboard	80	8595057600256

- accessories

ZV 97
pg. 1-81

S-96
pg. 1-88

TYP0..
pg. 1-89

TN 97
pg. 1-79



KOM 97

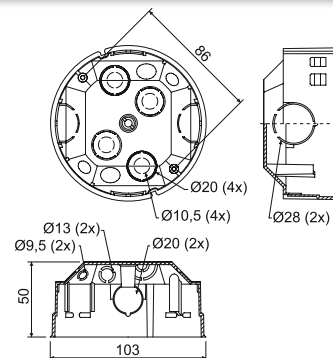
- junction box with cover KO 97 V



MAT

PVC -5 - +60°C 850°C A1 - D 30 sec.

- ▶ A large number of knockouts to make larger installations.
- ▶ Projections against ripping the box out of the wall.
- ▶ Sufficient space for terminal plate and circuit connection.



item	description		EAN
KOM 97_KA	boxes with attached lids placed in a cardboard separately	1; 40	8595057632752

- accessories

ZV 97
pg. [1-81](#)

S-96
pg. [1-88](#)


SP-96
pg. [1-88](#)

TYP0..
pg. [1-89](#)

TN 68
pg. [1-79](#)

KO 100

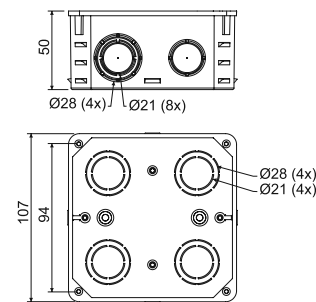
- box with cover



MAT

PVC -5 - +60°C 850°C A1 - D 30 sec.

- ▶ A large number of knockouts for inserting cables and pipes.



item	description		EAN
KO 100_KA	individual boxes with lids individually packed in shrink foil and provided with a label, screws inserted in package	1; 74	8595057600133

- accessories

KO 100 V
pg. [1-80](#)

S-66
pg. [1-88](#)

S-96
pg. [1-88](#)

SP-96
pg. [1-88](#)

TYP0..
pg. [1-89](#)

KO 100 E

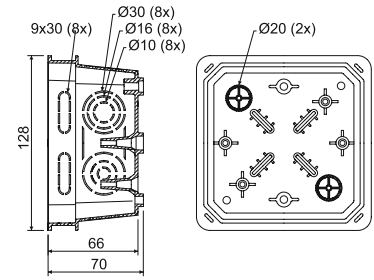
- box with cover V 100 E



MAT

PVC -5 - +60°C 850°C A1 - D 30 sec.

- ▶ A large number of knockouts for inserting cables and pipes.
- ▶ Possibility to install the support trunking TS 35.
- ▶ Possibility to set the lid in and horizontal position.
- ▶ Possibility to break the sidewall for easier cable handling.



item	description		EAN
KO 100 E_KA	individual boxes with lids individually packed in shrink foil and provided with a label, screws inserted in package	1; 42	8595057612655

- accessories



KO 125

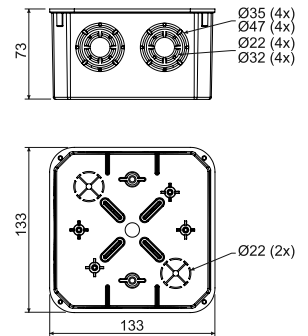
- box with cover KO 125 V



MAT

PVC -5 - +60°C 850°C A1 - D 30 sec.

- ▶ A large number of knockouts for inserting cables and pipes.
- ▶ Possibility to install the support trunking TS 35 and terminal plates.



item	description		EAN
KO 125_KA	individual boxes with lids individually packed in shrink foil and provided with a label, screws inserted in package	1; 34	8595057600140

- accessories





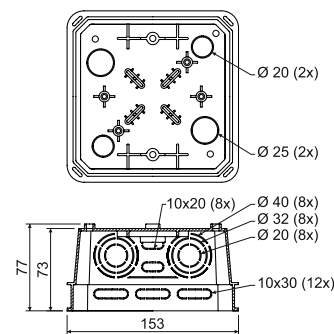
KO 125 E

- box with cover V 125/1



PVC -5 - +60°C 850°C A1 - D 30 sec.

- ▶ A large number of knockouts for inserting cables and pipes.
- ▶ Possibility to install the support trunking TS 35.
- ▶ Possibility to set the lid in and horizontal position.
- ▶ Possibility to break the sidewall for easier cable handling.



item	description		EAN
KO 125 E_KA	individual boxes with lids individually packed in shrink foil and provided with a label, screws inserted in package	1; 20	8595057612587



- accessories



V 125/1
pg. 1-80



S-66
pg. 1-88



S-96
pg. 1-88



SP-96
pg. 1-88



EPS 3
pg. 1-90



TYP0..
pg. 1-89



TS35
pg. 2-70

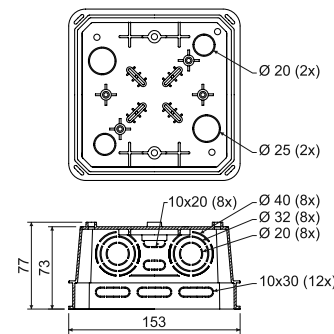
KO 125 E/EQ02

- box with cover and equipotential terminal



PVC -5 - +60°C 850°C A1 - D 30 sec.

- ▶ Equipotential terminal plates for 5 wires of 25 mm and 1 flat wire of 30x4 mm.
- ▶ A large number of knockouts for inserting cables and pipes.
- ▶ Possibility to set the lid in and horizontal position.
- ▶ Possibility to break the sidewall for easier cable handling.



item	description		EAN
KO 125 E/EQ02_KA	individual boxes with lid and terminal block packed separately in shrink foil and provided with a label, screws inserted in package	1; 20	8595568909169



- accessories



V 125/1
pg. 1-80

1

2

3

4

5

index

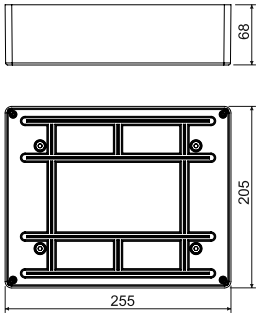
KT 250 - junction box



MAT

PVC -5 - +60°C 850°C A1 - D 30 sec.

- ▶ Boxes for communication and power distribution.
- ▶ At the bottom of the box are grooves for mounting the telephone terminals.
- ▶ Suitable for surface mounting - lid follows the size of the box.
- ▶ Boxes without preformed knockouts.



item	description		EAN
KT 250_KB	individual boxes with lids packed in shrink foil and provided with a label and placed in a carton	1; 11	8595057600294

- accessories

KT 250 V pg. [1-80](#)
 S-66 pg. [1-88](#)
 S-96 pg. [1-88](#)
 SP-96 pg. [1-88](#)
 TYP0. pg. [1-89](#)
 TS35 pg. [2-70](#)

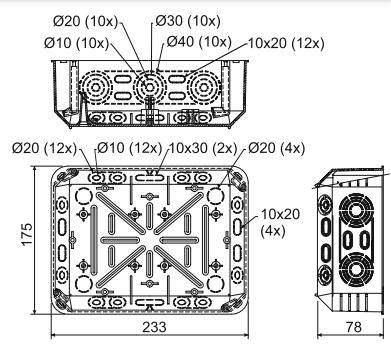
KT 250/1 - box with cover VKT 250/L



MAT

PVC -5 - +60°C 850°C A1 - D 30 sec.

- ▶ A large number of knockouts for inserting cables and pipes.
- ▶ Possibility to install support trunking TS 35 and equipotential terminal plate.
- ▶ Option to set the lid using oval holes in the box to the horizontal position.
- ▶ Possibility to break the sidewall for easier cable handling.



item	description		EAN
KT 250/1_KB	individual boxes with lids packed in shrink foil and provided with a label and placed in a carton	1; 12	8595057632738

- accessories

VKT 250/L pg. [1-80](#)
 S-66 pg. [1-88](#)
 S-96 pg. [1-88](#)
 SP-96 pg. [1-88](#)
 EPS 2 pg. [1-90](#)
 EPS 3 pg. [1-90](#)
 TYP0. pg. [1-89](#)
 TS35 pg. [2-70](#)

1

2

3

4

5

index

WIRING BOXES INTO THERMAL INSULATION



We'll keep
you warm!

www.kopos.com

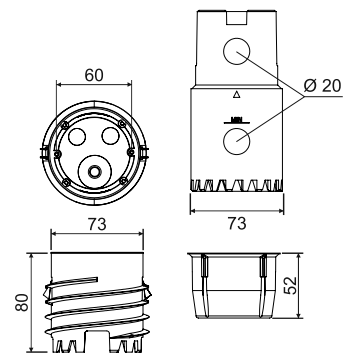
KEFZ 80/VDZ

- wiring box for final insulation with a drill



PP -25 - +60°C 850°C A1 - F 30 sec.

- ▶ For the installation of devices in insulated facades of buildings from an insulation layer thickness of 80 mm.
- ▶ The box is suitable for facade polystyrenes and mineral wool.
- ▶ The box can also be mounted in finally made insulated facades.
- ▶ The package includes a manual drilling, box carrier, wiring box, assembly instructions and appropriate screws.
- ▶ To install more boxes, it is possible to order one KEFZ 80/VDZ set and hereinafter just KEFZ 80.
- ▶ Robust construction.
- ▶ See assembly video at www.kopos.com



item	description		EAN
KEFZ 80/VDZ_KB	individual sets packed in individual cartons	1	8595568936271

▶ - montage

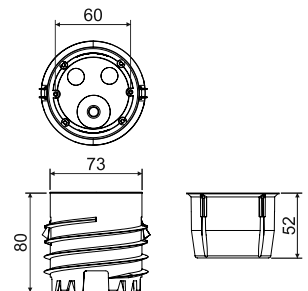
**KEFZ 80**

- wiring box for final insulation



PP -25 - +60°C 850°C A1 - F 30 sec.

- ▶ For the installation of devices in insulated facades of buildings from an insulation layer thickness of 80 mm.
- ▶ The box is suitable for facade polystyrenes and mineral wool.
- ▶ The box can also be mounted in finally made insulated facades.
- ▶ The package includes a box carrier, wiring box, assembly instructions and appropriate screws.
- ▶ For the first installation, it is necessary to buy the KEFZ 80/VDZ set, which also contains a manual drilling set.
- ▶ Robust construction.
- ▶ See assembly video at www.kopos.com



item	description		EAN
KEFZ 80_KB	individual boxes packed in separate cardboard	1	8595568936288

▶ - montage





KEZ

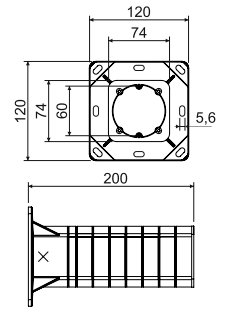
- installation box into thermal insulation



MAT

PP -25 -+60°C 850°C A1 - F 30 sec.

- ▶ For device installation in insulated building facades with a thickness from 50 - 200 mm.
- ▶ Eliminates thermal bridging.
- ▶ The package includes a support tube, box, internal and external insulation, quality wall plugs and screws for mounting, when installing on a rough surface, it is recommended to seal the device with silicone.
- ▶ Robust construction.
- ▶ See assembly video at www.kopos.com



item	description		EAN
KEZ_KB	individual boxes packed in separate cardboard	1	8595057698499

- montage



KEZ 300

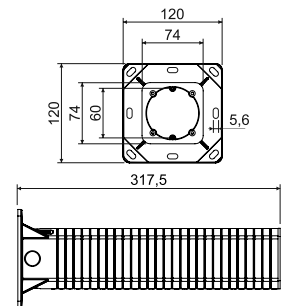
- installation box into thermal insulation



MAT

PP -25 -+60°C 850°C A1 - F 30 sec.

- ▶ For device installation in insulated building facades with a thickness from 50 - 300 mm.
- ▶ Eliminates thermal bridging.
- ▶ The package includes a support tube, box, internal and external insulation, quality wall plugs and screws for mounting, when installing on a rough surface, it is recommended to seal the device with silicone.
- ▶ Robust construction.
- ▶ See assembly video at www.kopos.com



item	description		EAN
KEZ 300_KB	individual boxes packed in separate cardboard	1	8595568930798

- montage



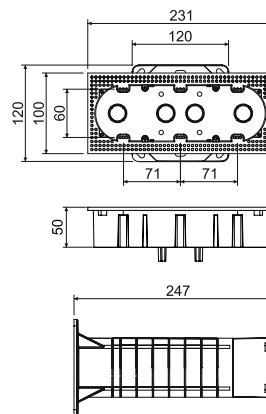
KEZ-3

- multiple electroinstallation box into thermal insulation



MAT						
PP	-25 - +60°C	850°C	A1 - F	30 sec.	71	Pb Free

- ▶ For installation of two or three devices with a 71 mm axial distance in the insulated facades of buildings with a thickness of 100 - 250 mm.
- ▶ In the case of the use of a low-shield tripple frame, it is necessary to inform the suppliers about the possible way of sealing up it to IP44.
- ▶ Suitable triple frames with IP44 - ABB Levit, Zoni, Tango, Legrand Valera Life IP44, Schneider Elso Fashion IP44.
- ▶ Eliminates thermal bridging.
- ▶ The package includes a support tube, triple box, blanking plug, dividing partition, internal and external insulation and quality wall plugs, screws for mounting and a partition for separating multiple circuits.
- ▶ When installing on a rough surface, it is recommended to seal the device with silicone.
- ▶ Robust construction.
- ▶ See assembly video at www.kopos.com




item	description		EAN
KEZ-3_KB	individual boxes packed in separate cardboard	1	8595568910561

- montage



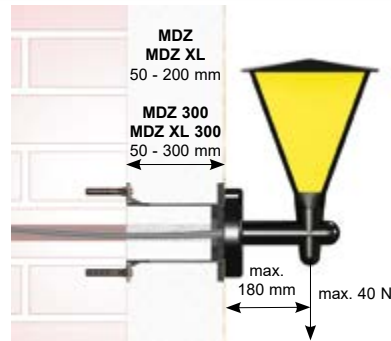
Assembling system into thermal insulation



KEZ, KEZ 300 - electroinstallation box into thermal insulation



KEZ-3 - multiple electroinstallation box into thermal insulation



MDZ, MDZ 300 - mounting desk into thermal insulation



MDZ XL, MDZ XL 300 - mounting desk into thermal insulation



There is necessary to cut the carrier including inserted insulation before installation depending on layer thickness insulation. The carrier is fixed to the wall with twists and dowels depending on type of the wall surface. For installation of 400 V plug we recommend to fasten the carrier with chemical anchors. The finally installation of box or mounting plate should be done by 4 added screws.

1

2

3

4

5

index



MDFZ 80/VDZ

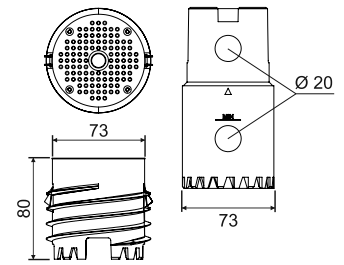
- mounting plate for final insulation with a drill



MAT

PP -25 - +60°C 850°C A1 - F 30 sec.

- ▶ For the installation of smaller electrical devices (motion sensors, cameras, etc.) on insulated building facades with an insulation layer thickness of min. 80 mm.
- ▶ The mounting plate is suitable for facade polystyrenes and mineral wool.
- ▶ The box can also be mounted in finally made insulated facades.
- ▶ Maximum load 15N.
- ▶ The package includes a manual drilling set, mounting plate carrier, mounting plate, assembly instructions and appropriate screws.
- ▶ To install more plates, it is possible to order one MDFZ 80/VDZ set and hereinafter just MDFZ 80.
- ▶ Robust construction.
- ▶ See assembly video at www.kopos.com



item	description		EAN
MDFZ 80/VDZ_KB	individual sets packed in individual cartons	1	8595568936295

- montage



MDFZ 80

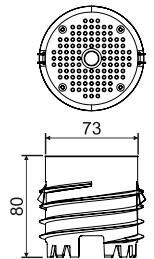
- mounting plate for final insulation



MAT

PP -25 - +60°C 850°C A1 - F 30 sec.

- ▶ For the installation of smaller electrical devices (motion sensors, cameras, etc.) on insulated building facades with an insulation layer thickness of min. 80 mm.
- ▶ The mounting plate is suitable for facade polystyrenes and mineral wool.
- ▶ The box can also be mounted in finally made insulated facades.
- ▶ Maximum load 15N.
- ▶ The package includes a mounting plate carrier, mounting plate, assembly instructions and appropriate screws.
- ▶ For the first installation, it is necessary to buy the MDFZ 80/VDZ set, which also contains a manual drilling set.
- ▶ Robust construction.
- ▶ See assembly video at www.kopos.com



item	description		EAN
MDFZ 80_KB	individual mounting plates are packed in separate cardboard	1	8595568936301

- montage



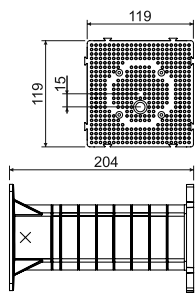
MDZ - mounting plate for final insulation



MAT

PP -25 - +60°C 850°C A1 - F 30 sec.

- ▶ For the installation of electrical devices (outdoor lights, motion sensors, 400 V sockets, etc.) on thermally insulated buildings facades with a thickness from 50 to 200 mm.
- ▶ Eliminates thermal bridging.
- ▶ Load of 40 N at a distance of 180 mm from the wall.
- ▶ Possibility to create areas of any size when using multiple mounting plates.
- ▶ The package includes a support tube, mounting plate including a central support cover, internal and external insulation and quality wall plugs, screws and support cover for mounting.
- ▶ Robust construction.
- ▶ See assembly video at www.kopos.com



item	description		EAN
MDZ_KB	individual mounting plates are packed in separate cardboard	1	8595057698505

- montage



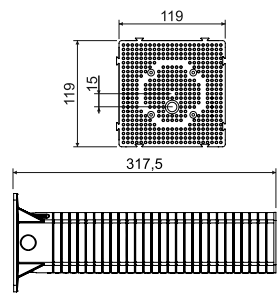
MDZ 300 - mounting plate for final insulation



MAT

PP -25 - +60°C 850°C A1 - F 30 sec.

- ▶ Extended assembly for installation of electrical equipment (outdoor lights, motion sensors, 400 V sockets, etc.) on insulated facades of buildings with a thickness of 50 - 300 mm.
- ▶ Eliminates thermal bridging.
- ▶ Load of 40 N at a distance of 180 mm from the wall.
- ▶ Possibility to create areas of any size when using multiple mounting plates.
- ▶ The package includes a support tube, mounting plate including a central support cover, internal and external insulation and quality wall plugs, screws and support cover for mounting.
- ▶ Screws with a diameter of 4 to 5 mm are suitable for the mounting desk.
- ▶ Robust construction.
- ▶ See assembly video at www.kopos.com



item	description		EAN
MDZ 300_KB	individual mounting plates are packed in separate cardboard	1	8595568930804

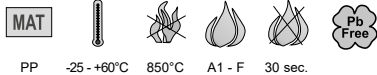
- montage





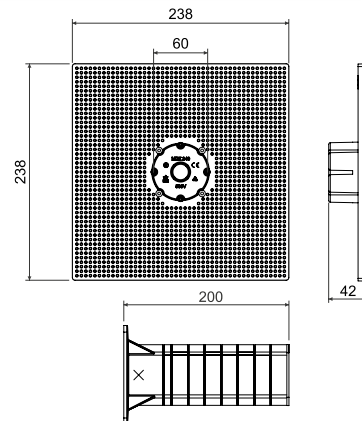
MDZ XL

- mounting plate for final insulation



PP -25 - +60°C 850°C A1 - F 30 sec.

- ▶ For the installation of electrical devices (outdoor lights, motion sensors, 400 V sockets, etc.) on thermally insulated buildings facades with a thickness from 50 to 200 mm.
- ▶ Eliminates thermal bridging.
- ▶ Load of 40 N at a distance of 180 mm from the wall.
- ▶ 4 times larger area than standard MDZ.
- ▶ The package includes a support tube, mounting plate including a central support cover, internal and external insulation and quality wall plugs, screws and support cover for mounting.
- ▶ Screws with a diameter of 4 to 5 mm are suitable for the mounting desk.
- ▶ Robust construction.
- ▶ The mounting desk has a clamping area.
- ▶ See assembly video at www.kopos.com



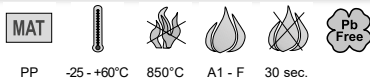
item	description		EAN
MDZ XL_KB	individual mounting plates are packed in separate cardboard	1	8595568930491

- montage



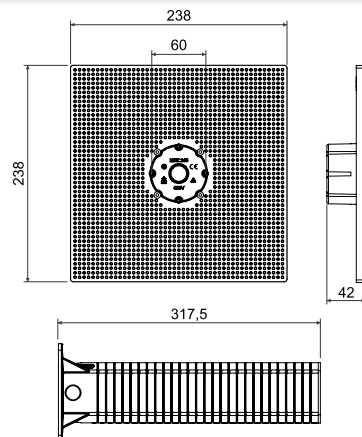
MDZ XL 300

- mounting plate for final insulation



PP -25 - +60°C 850°C A1 - F 30 sec.

- ▶ Extended assembly for installation of electrical equipment (outdoor lights, motion sensors, 400 V sockets, etc.) on insulated facades of buildings with a thickness of 50 - 300 mm.
- ▶ Eliminates thermal bridging.
- ▶ Load of 40 N at a distance of 180 mm from the wall.
- ▶ 4 times larger area than standard MDZ.
- ▶ The package includes a support tube, mounting plate including a central support cover, internal and external insulation and quality wall plugs, screws and support cover for mounting.
- ▶ Screws with a diameter of 4 to 5 mm are suitable for the mounting desk.
- ▶ Robust construction.
- ▶ The mounting desk has a clamping area.
- ▶ See assembly video at www.kopos.com



item	description		EAN
MDZ XL 300_KB	individual mounting plates are packed in separate cardboard	1	8595568930811

- montage



1
2
3
4
5
index

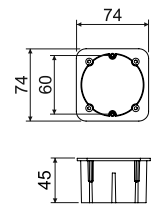
ND KEZ

- spare part wiring box for thermal insulation



PP -25 - +60°C 850°C A1 - F 30 sec.


- ▶ The spare part wiring box for thermal insulation is an individual wiring box, normally supplied with the KEZ and KEZ-3 set.
- ▶ The box must be used in combination with the supporting tube only, by means of standard assembly procedure.
- ▶ The separate use of this spare part, without the supporting tube, is not possible.
- ▶ Four self-tapping screws for fixing the box to the tube are normally supplied with the spare part.



item	description		EAN
ND KEZ_KB	individual boxes packed in shrink foil	1; 36	8595568925275

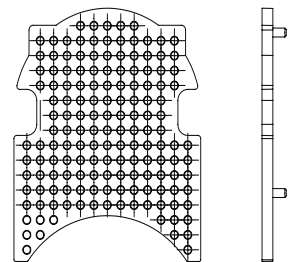
ND KEZ-3/Z

- spare plug for electrical installation box for thermal insulation



PP -25 - +60°C 850°C A1 - F 30 sec.


- ▶ Spare part KEZ-3 / Z_KB is a separate blanking plug, which is usually supplied in a set of boxes for insulation KEZ-3
- ▶ The blanking plug must be used only for the purposes prescribed in the installation instructions for the KEZ-3 box, ie for blinding one or both end positions of the KEZ-3 box.
- ▶ The blanking plug is not load-bearing, it is only used to cover the edge positions.



item	description		EAN
ND KEZ-3/Z_KB	individual plugs wrapped in foil	1; 30	8595568934956

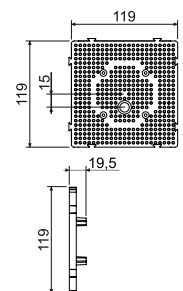
ND MDZ

- spare part mounting desk for thermal insulation



PP -25 - +60°C 850°C A1 - F 30 sec.

- ▶ The spare part mounting desk for thermal insulation is an individual plate, normally supplied with the MDZ set.
- ▶ The plate must be used in combination with the supporting tube only, by means of standard assembly procedure.
- ▶ The separate use of this spare part, without the supporting tube, is not possible.
- ▶ Four self-tapping screws for fixing of the plate to the tube are normally supplied with the spare part.



item	description		EAN
ND MDZ_KB	individual mounting plates packed in shrink foil	1; 30	8595568925282



KUZ-V

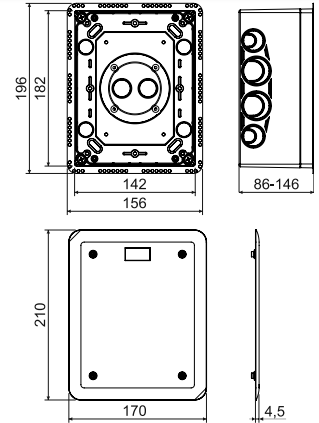
- universal box to thermal insulation with a lid



PC-ABS -25 -+60°C 850°C A1 - F 30 sec. IP30 (44)



- ▶ For installation to facades with thermal insulation with a thickness from 80 to 140 mm, or as boxes under parget.
- ▶ Use as a junction box, for lightning rod measuring clamp and other applications according to the customer.
- ▶ Adjustable depth of the box.
- ▶ The configuration includes a box and a flat lid + stainless steel screws + seal.
- ▶ Robust construction.
- ▶ European Industrial design protection and European Utility models protection.
- ▶ See assembly video at www.kopos.com
- ▶ It is possible to buy the lid V180_HB as a spare part.




item	description		EAN
KUZ-V_KB	individual boxes packed in separate cardboard	1	8595568923660



- accessories



- montage



S-KSK 2
pg. 1-56

TS35
pg. 2-70

TYP0..
pg. 1-89

V 180
pg. 1-79



KUZ-VO

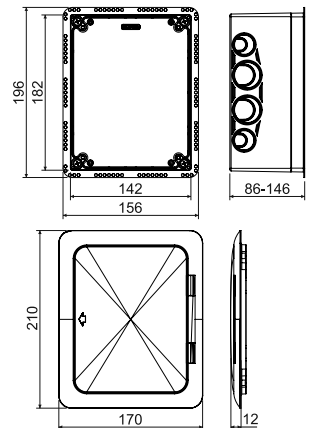
- universal box to thermal insulation with an opening lid



PC-ABS -25 -+60°C 850°C A1 - F 30 sec. IP30 (44)



- ▶ For installation to facades with thermal insulation with a thickness from 80 to 140 mm, or as boxes under parget.
- ▶ Use as a junction box, for lightning rod measuring clamp and other applications according to the customer.
- ▶ Adjustable depth of the box.
- ▶ The configuration includes a box and an opening lid, inner mounting desk and stainless steel screws + seal.
- ▶ Robust construction.
- ▶ European Industrial design protection and European Utility models protection.
- ▶ See assembly video at www.kopos.com
- ▶ It is possible to buy the opening lid VO 180_KB as a spare part.



item	description		EAN
KUZ-VO_KB	individual boxes packed in separate cardboard	1	8595568923677



- accessories



- montage



TS35
pg. 2-70

PN KUZ
pg. 1-29

TYP0..
pg. 1-89

VO 180
pg. 1-80



1

2

3

4

5

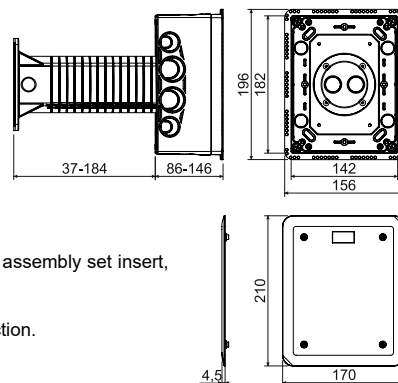
index

KUZ-VI

- universal box to thermal insulation with a tube and a lid



tube - PP -25 - +60°C 850°C A1 - F 30 sec. IP30 (44)
 box - PC-ABS



- ▶ For device installation in insulated building facades with a thickness from 120 - 330 mm.
- ▶ Use as a junction box, for lightning rod measuring clamp and other applications according to the customer.
- ▶ Eliminates thermal bridging.
- ▶ Adjustable depth of the box.
- ▶ The configuration includes a box, a tube, external and internal insulation, assembly set insert, flat lid and stainless steel screws + seal.
- ▶ Robust construction.
- ▶ European Industrial design protection and European Utility models protection.
- ▶ See assembly video at www.kopos.com
- ▶ It is possible to buy the lid V180_HB as a spare part.

item	description		EAN
KUZ-VI_KB	individual boxes packed in separate cardboard	1	8595568923684

- accessories

- montage

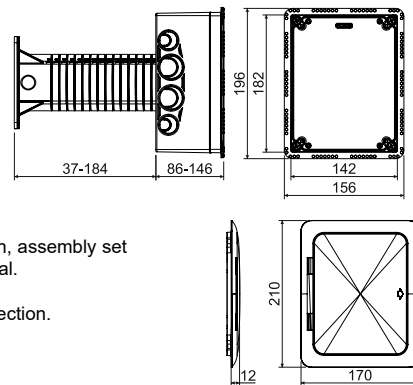


KUZ-VOI

- universal box to thermal insulation with a tube and an opening lid



tube - PP -25 - +60°C 850°C A1 - F 30 sec. IP30 (44)
 box - PC-ABS



- ▶ For device installation in insulated building facades with a thickness from 120 - 330 mm.
- ▶ Use as a junction box, for lightning rod measuring clamp and other applications according to the customer.
- ▶ Eliminates thermal bridging.
- ▶ Adjustable depth of the box.
- ▶ The configuration includes a box, a tube, external and internal insulation, assembly set insert, opening lid, mounting desk desk and stainless steel screws + seal.
- ▶ Robust construction.
- ▶ European Industrial design protection and European Utility models protection.
- ▶ See assembly video at www.kopos.com
- ▶ It is possible to buy the opening lid VO 180_KB as a spare part.

item	description		EAN
KUZ-VOI_KB	individual boxes packed in separate cardboard	1	8595568923691

- accessories

- montage





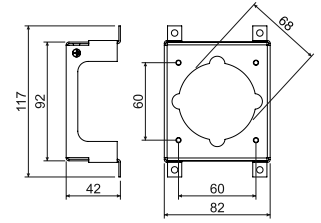

PN KUZ

- instrument carrier for three-phase sockets

MAT

steel

- ▶ The instrument holder for the assembly of built-in 400 V (16 A) sockets.
- ▶ Installation under the assembly plate supplied with the KUZ-VO and KUZ-VOI sets.
- ▶ Contains a screw M4X6 and a lock washer for grounding.
- ▶ Spacing for socket mounting is 60 mm.
- ▶ Surface finish ZNCR.
- ▶ Please remove mounting posts inside the KUZ box prior to the installation.
- ▶ Suitable instruments: SEZ IEN 1653, SEZ IEN 1643. With set depth of box KUZ min. 105 mm - MENNEKES TYPE 1385, BALS TYPE 132001, ABB 416RU6.



item	description		EAN
PN KUZ_S	packed 1 pc in foil	1	8595568923844

Mounting the KUZ system to thermal insulation



KUZ-VI - universal box to thermal insulation with a lid



KUZ-V - universal box to thermal insulation with a tube and a lid



KUZ-VO - universal box to thermal insulation with an opening lid



KUZ-VOI - universal box to thermal insulation with a tube and an opening lid



WIRING BOXES IN FLAMMABLE MATERIALS



- wiring boxes to hollow walls suitable for wiring in wooden structures - construction materials with fire classes A1 to F (according to ČSN EN 13501-1)
- air proof boxes for low-energy buildings
- complete range of instrument and junction boxes



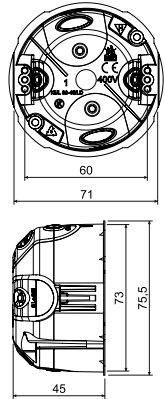
KUL 68-45/LD

- universal box



PVC -5 - +60°C 850°C A1 - F 30 sec. 71 IP30

- ▶ Inlet openings made of flexible material.
- ▶ The installation of the cable is done by pulling the pre-pressed inlet on the flexible membranes and inserting the cable or pipe into the hole formed.
- ▶ Ensured airtightness of the passage even when the cable or pipe is inserted.
- ▶ Suitable for low-energy or passive houses and for soundproof walls with attenuation up to 69 dB.
- ▶ The fixing screws as well as the instrument screws are double-threaded for quick installation; the box has plastic flanges.
- ▶ Prevents airflow through the installation.
- ▶ Sale in whole packages (100 pcs).
- ▶ When mounting, it is not necessary to countersink the plasterboard edge.
- ▶ The IP30 protection a box fitted with an appropriate lid or a device with a higher or equal IP30 protection.
- ▶ Boxing with 71 mm axial spacing can be done with the SKLD 2 coupling (not included), when joining, it is necessary to tear off the pre-marked part of the box rim.
- ▶ European Industrial design protection.



item	description		EAN
KUL 68-45/LD_NA	box is equipped with screws for mounting in plasterboard and instrument screws	100	8595568929709


- accessories



- montage



- tools for installation



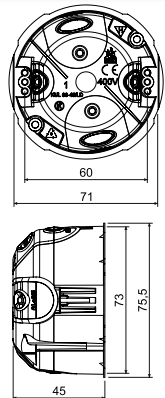
KUL 68-45/LD2

- universal box with cover V 68



PVC -5 - +60°C 850°C A1 - F 30 sec. IP30

- ▶ Inlet openings made of flexible material.
- ▶ The installation of the cable is done by pulling the pre-pressed inlet on the flexible membranes and inserting the cable or pipe into the hole formed.
- ▶ Ensured airtightness of the passage even when the cable or pipe is inserted.
- ▶ Suitable for low-energy or passive houses and for soundproof walls with attenuation up to 69 dB.
- ▶ Mounting screws are fitted with a double thread for quick installation, the box includes plastic feet.
- ▶ Prevents airflow through the installation.
- ▶ Sale in whole packages.
- ▶ The IP30 protection complies a box fitted with a lid.
- ▶ When mounting, it is not necessary to countersink the plasterboard edge.




item	description		EAN
KUL 68-45/LD2_NA	the box is fitted with screws for fixing onto plasterboard, the lid is screwed onto the box	100	8595568930644

- accessories



- tools for installation



1

2

3


4

5

index

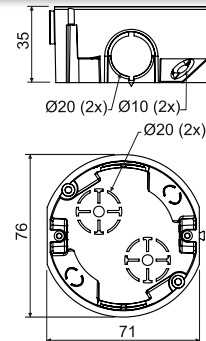
KU 68/71L1

- universal box



PVC -5 - +60°C 850°C A1 - F 30 sec. 71 IP30

- ▶ Connection in a continuous series with axial distance of 71 mm.
- ▶ Possibility to connect 3 boxes in a series.
- ▶ Integrated tip to mark the centre of drilling.
- ▶ Jointed boxes can be interconnected using single insulated wires.
- ▶ Connectable with the box KPR 68/71L.
- ▶ Mounting screws are fitted with a triple thread for quick installation.
- ▶ The IP30 protection a box fitted with an appropriate lid or a device with a higher or equal IP30 protection.
- ▶ When mounting, it is not necessary to countersink the plasterboard edge.




item	description		EAN
KU 68/71L1_NA	boxes fitted with screws for mounting into double wall, device screws packed separately	120	8595057688414

- accessories



- tools for installation



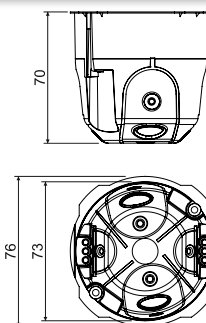
KPRL 68-70/LD

- universal box



PVC -5 - +60°C 850°C A1 - F 30 sec. 71 IP30

- ▶ Inlet openings made of flexible material.
- ▶ The cable or tube installation is performed by extracting the pre-pressed inlet to the flexible membranes and then inserting the required item into the opening.
- ▶ Installation box in the hole is made by tightening mounting screws.
- ▶ Ensured airtightness of the passage even when the cable or pipe is inserted.
- ▶ Suitable for low-energy or passive houses and for soundproof walls with attenuation up to 69 dB.
- ▶ Mounting screws are fitted with a double thread for quick installation, the box includes plastic feet.
- ▶ The connecting pieces for the assembly of boxes with pitch 71 mm are part of the set; during assembly it is necessary to remove the pre-marked part of the box edge.
- ▶ When mounting, it is not necessary to countersink the plasterboard edge.
- ▶ Minimum unit for sale - 8 pcs.
- ▶ The IP30 protection a box fitted with an appropriate lid or a device with a higher or equal IP30 protection.
- ▶ Boxing with 71 mm axial spacing can be done with the SKLD 2 coupling (not included), when joining, it is necessary to tear off the pre-marked part of the box rim.
- ▶ European Industrial design protection.



item	description		EAN
KPRL 68-70/LD_NA	packed in 8-pc packages in shrink foil, packs aligned in cardboard, box is equipped with screws for mounting in plasterboard and instrument screws	8; 96	8595568925879


- accessories



- montage




- tools for installation





KPR 68/71L

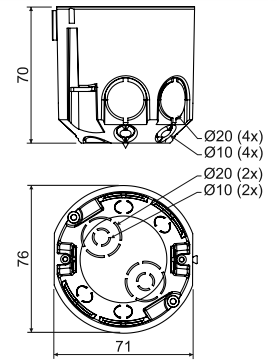
- universal box



MAT

PVC -5 - +60°C 850°C A1 - F 30 sec. 71 IP30

- ▶ Easy installation of devices with great depth.
- ▶ Connection in a continuous series with axial distance of 71 mm.
- ▶ Possibility to insert terminal S-66.
- ▶ Integrated tip to mark the centre of drilling.
- ▶ Jointed boxes can be interconnected using single insulated wires.
- ▶ Mounting screws are fitted with a triple thread for quick installation.
- ▶ Sale in whole packages.
- ▶ The IP30 protection a box fitted with an appropriate lid or a device with a higher or equal IP30 protection.
- ▶ When mounting, it is not necessary to countersink the plasterboard edge.



item	description		EAN
KPR 68/71L_NA	individual boxes fitted with screws for mounting into double wall	60	8595057687929

- accessories

V 68 pg. 1-79 S-66 pg. 1-88 TYP0.. pg. 1-89 MP3-3CH_ZNCR pg. 1-87

- tools for installation

VDS 68 Ø 73 mm pg. 1-92 VPTU; VPT 68 Ø 73 mm pg. 1-91

KI 68 L/1

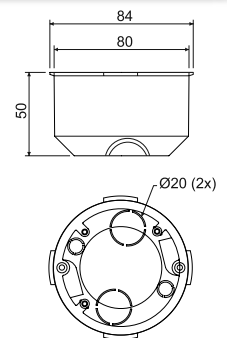
- junction box



MAT

PVC -5 - +60°C 850°C A - C3 30 sec. IP30

- ▶ According to the formerly valid standard ČSN 73 0862 the box complies with materials of fire classes A - C3.
- ▶ Special added outer sheat.
- ▶ Mounting screws are fitted with a triple thread for quick installation.
- ▶ The IP30 protection a box fitted with an appropriate lid or a device with a higher or equal IP30 protection.



item	description		EAN
KI 68 L/1_NA	individual boxes fitted with screws for mounting into double wall	80	8595057600119

- accessories

V 68 pg. 1-79 S-66 pg. 1-88 TYP0.. pg. 1-89 MP3-3CH_ZNCR pg. 1-87

- tools for installation

VPTU; VPT 79 Ø 79,5 mm pg. 1-91

1

2

3

4

5

index



1

2

3

4

5

index

KPL 64-../LD

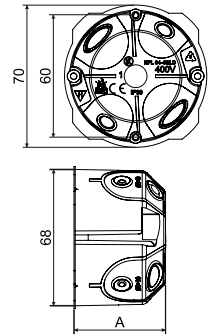
- instrument box



MAT

PVC -5 - +60°C 850°C A1 - F 30 sec. IP30

- ▶ Inlet openings made of flexible material.
- ▶ The installation of the cable is done by pulling the pre-pressed inlet on the flexible membranes and inserting the cable or pipe into the hole formed.
- ▶ Installation box in the hole is made by tightening mounting screws.
- ▶ Ensured airtightness of the passage even when the cable or pipe is inserted.
- ▶ Suitable for low-energy or passive houses and for soundproof walls with attenuation up to 69 dB.
- ▶ The fixing screws as well as the instrument screws are double-threaded for quick installation; the box has plastic flanges.
- ▶ Sale in whole packages.
- ▶ When mounting, it is not necessary to countersink the plasterboard edge.
- ▶ The IP30 protection a box fitted with an appropriate lid or a device with a higher or equal IP30 protection.
- ▶ KPL 64-45/LD protected by European industrial design trademark.



item	description	A mm		EAN
KPL 64-40/LD_NA	box is equipped with screws for mounting in plasterboard and instrument screws, pack loosely in a box	40	110	8595568924605
KPL 64-45/LD_NA	box is equipped with screws for mounting in plasterboard and instrument screws, pack loosely in a box	45	100	8595568930835
KPL 64-50/LD_NA	box is equipped with screws for mounting in plasterboard and instrument screws, pack loosely in a box	50	110	8595568925299

- accessories



- tools for installation



KPRL 64-60/LD

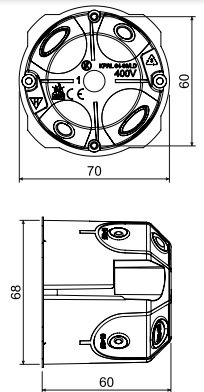
- universal box



MAT

PVC -5 - +60°C 850°C A1 - F 30 sec. IP30

- ▶ Inlet openings made of flexible material.
- ▶ The installation of the cable is done by pulling the pre-pressed inlet on the flexible membranes and inserting the cable or pipe into the hole formed.
- ▶ Installation box in the hole is made by tightening mounting screws.
- ▶ Ensured airtightness of the passage even when the cable or pipe is inserted.
- ▶ Suitable for low-energy or passive houses and for soundproof walls with attenuation up to 69 dB.
- ▶ The fixing screws as well as the instrument screws are double-threaded for quick installation; the box has plastic flanges.
- ▶ When mounting, it is not necessary to countersink the plasterboard edge.
- ▶ The IP30 protection a box fitted with an appropriate lid or a device with a higher or equal IP30 protection.
- ▶ European Industrial design protection.



item	description		EAN
KPRL 64-60/LD_NA	box is equipped with screws for mounting in plasterboard and instrument screws, pack loosely in a box	84	8595568929921

- accessories



- tools for installation





KPL 64-../2LD

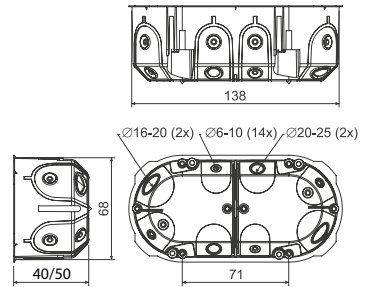
- instrument box



MAT

PVC -5 - +60°C 850°C A1 - F 30 sec. 71 IP30

- ▶ For modern installations in combined frames.
- ▶ Highly rigid design makes the device installation simpler.
- ▶ Inlet openings made of flexible material.
- ▶ Ensured airtightness of the passage even when the cable or pipe is inserted.
- ▶ Prevents airflow through the installation.
- ▶ Suitable for low-energy or passive houses and for soundproof walls with attenuation up to 69 dB.
- ▶ Two tips on the external side indicate the drilling points.
- ▶ Mounting bolts feature double-threaded design for quick installation.
- ▶ Installation box in the hole is made by tightening mounting screws.
- ▶ Cable installation is done by removing (breaking) pre-pressed membrane inlet and followed by inserting the cable possibly pipe.
- ▶ The IP30 protection a box fitted with an appropriate lid or a device with a higher or equal IP30 protection.
- ▶ European Industrial design protection.
- ▶ Sale in whole packages (40 pcs).
- ▶ When mounting, it is not necessary to countersink the plasterboard edge.



item	description		EAN
KPL 64-50/2LD_NA	box is equipped with screws for mounting in plasterboard and instrument screws, pack loosely in a box	40	8595568926968
KPL 64-40/2LD_NA	box is equipped with screws for mounting in plasterboard and instrument screws, pack loosely in a box, the box is equipped with a removable partition wall	50	8595568924612

- accessories



- montage



- tools for installation



KPL 64-../3LD

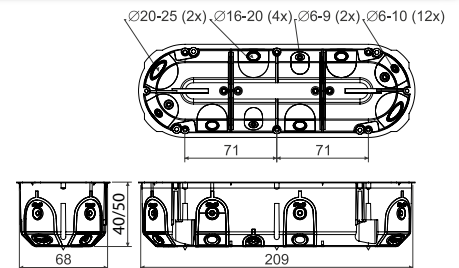
- instrument box



MAT

PVC -5 - +60°C 850°C A1 - F 30 sec. 71 IP30

- ▶ For modern installations in combined frames.
- ▶ Highly rigid design makes the device installation simpler.
- ▶ Inlet openings made of flexible material.
- ▶ Ensured airtightness of the passage even when the cable or pipe is inserted.
- ▶ Prevents airflow through the installation.
- ▶ Suitable for low-energy or passive houses and for soundproof walls with attenuation up to 69 dB.
- ▶ Three tips on the external side indicate the drilling points.
- ▶ Mounting bolts feature double-threaded design for quick installation.
- ▶ Installation box in the hole is made by tightening mounting screws.
- ▶ Cable installation is done by removing (breaking) pre-pressed membrane inlet and followed by inserting the cable possibly pipe.
- ▶ European Industrial design protection.
- ▶ The IP30 protection a box fitted with an appropriate lid or a device with a higher or equal IP30 protection.
- ▶ Sale in whole packages (30 pcs).
- ▶ When mounting, it is not necessary to countersink the plasterboard edge.



item	description		EAN
KPL 64-50/3LD_NA	box is equipped with screws for mounting in plasterboard and instrument screws, pack loosely in a box	30	8595568927705
KPL 64-40/3LD_NA	box is equipped with screws for mounting in plasterboard and instrument screws, pack loosely in a box, the box is equipped with a removable partition walls	36	8595568932372

- accessories



- montage



- tools for installation



1

2

3









4

5

index

KPL 64-50/4LD

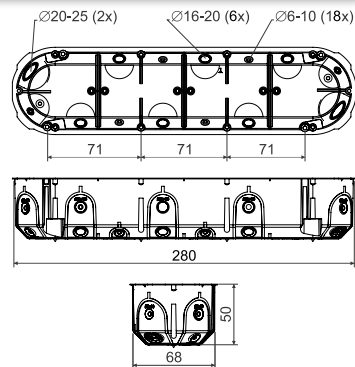
- instrument box












PVC -5 - +60°C 850°C A1 - F 30 sec. 71 IP30




- ▶ For modern installations in combined frames.
- ▶ Highly rigid design makes the device installation simpler.
- ▶ Inlet openings made of flexible material.
- ▶ Ensured airtightness of the passage even when the cable or pipe is inserted.
- ▶ Prevents airflow through the installation.
- ▶ Suitable for low-energy or passive houses and for soundproof walls with attenuation up to 69 dB.
- ▶ Four tips on the external side indicate the drilling points.
- ▶ Mounting bolts feature double-threaded design for quick installation.
- ▶ Installation box in the hole is made by tightening mounting screws.
- ▶ Cable installation is done by removing (breaking) pre-pressed membrane inlet and followed by inserting the cable possibly pipe.
- ▶ European Industrial design protection.
- ▶ The IP30 protection a box fitted with an appropriate lid or a device with a higher or equal IP30 protection.
- ▶ Sale in whole packages (25 pcs).
- ▶ When mounting, it is not necessary to countersink the plasterboard edge.



item	description		EAN
KPL 64-50/4LD_NA	box is equipped with screws for mounting in plasterboard and instrument screws, pack loosely in a box	25	8595568931948

 - accessories











 - tools for installation



KPL 64-50/5LD

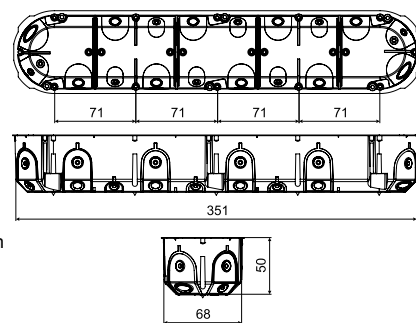
- instrument box












PVC -5 - +60°C 850°C A1 - F 30 sec. 71 IP30




- ▶ For modern installations in combined frames.
- ▶ Highly rigid design makes the device installation simpler.
- ▶ Inlet openings made of flexible material.
- ▶ Ensured airtightness of the passage even when the cable or pipe is inserted.
- ▶ Prevents airflow through the installation.
- ▶ Suitable for low-energy or passive houses and for soundproof walls with attenuation up to 69 dB.
- ▶ Five tips on the external side indicate the drilling points.
- ▶ Mounting bolts feature double-threaded design for quick installation.
- ▶ Installation box in the hole is made by tightening mounting screws.
- ▶ Cable installation is done by removing (breaking) pre-pressed membrane inlet and followed by inserting the cable possibly pipe.
- ▶ European Industrial design protection.
- ▶ The IP30 protection a box fitted with an appropriate lid or a device with a higher or equal IP30 protection.
- ▶ Sale in whole packages (14 pcs).
- ▶ When mounting, it is not necessary to countersink the plasterboard edge.



item	description		EAN
KPL 64-50/5LD_NA	box is equipped with screws for mounting in plasterboard and instrument screws, pack loosely in a box	14	8595568934246

 - accessories



 - tools for installation



1

2

3

4

5

index



KO 97/LD

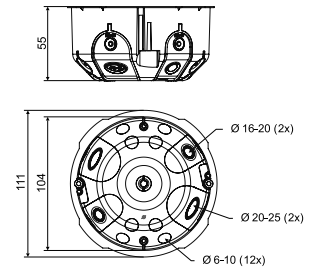
- junction box with cover KO 97 V



MAT

PVC -5 - +60°C 850°C A1 - F 30 sec. IP30

- ▶ Sufficient space to create larger electrical installations.
- ▶ Inlet openings made of flexible material.
- ▶ The installation of the cable or pipe is performed by tearing out the prepressed inlet on the flexible membranes and inserting the cable or pipe into the created hole.
- ▶ Ensured airtightness of the passage even when the cable or pipe is inserted.
- ▶ Prevents airflow through the installation.
- ▶ Suitable for low-energy or passive houses and for soundproof walls with attenuation up to 69 dB.
- ▶ When mounting, it is not necessary to countersink the plasterboard edge.
- ▶ Mounting bolts feature double-threaded design for quick installation.
- ▶ European Industrial design protection.
- ▶ Sale in whole packages (72 pcs).



item	description		EAN
KO 97/LD_NA	the box is equipped with screws for mounting in plasterboard and with the enclosed lids inserted separately into the carton	72	8595568932594

- accessories

- video

- tools for installation



KO 110/L

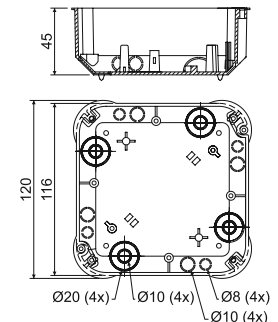
- junction box with cover V 110 L and partition wall P 110 L



MAT

PVC -5 - +60°C 850°C A1 - F 30 sec. IP30

- ▶ The box can be used with an S-96 or SP-96 terminal strip or with two S-66 terminal strips, separated by a partition.
- ▶ Possibility to connect two different circuits of up to 400 V separated by a partition.
- ▶ Mounting screws are fitted with a triple thread for quick installation.
- ▶ Outer side of the bottom contains holes for marking drill holes.
- ▶ The IP30 protection complies a box fitted with a lid.



item	description		EAN
KO 110/L_NA	lid screws inserted together with partition into box, each box with a lid sealed in shrink foil and labelled	1; 28	8595057611672

- accessories

- tools for installation



1

2

3

4

5

index

KO 125/1L

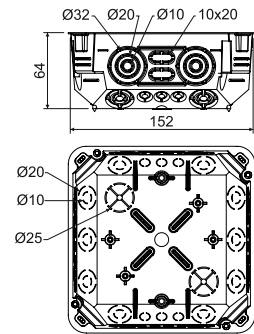
- box with cover V 125/1



MAT

PVC -5 - +60°C 850°C A1 - F 30 sec. IP30

- ▶ A large number of knockouts for inserting cables and pipes.
- ▶ Possibility to install the support trunking TS 35.
- ▶ Possibility to set the lid in and horizontal position.
- ▶ Possibility to break the sidewall for easier cable handling.
- ▶ Outer side of the bottom contains holes for marking drill holes.
- ▶ Mounting screws are fitted with a triple thread for quick installation.
- ▶ The IP30 protection complies a box fitted with a lid.



item	description		EAN
KO 125/1L_NA	the screws for fixing the lid and the screws for fixing to plasterboard are installed in the box, individual boxes together with the lid are packed in shrink wrap	1; 27	8595057668652

- accessories

- tools for installation

V 125/1 pg. 1-80	S-66 pg. 1-88	S-96 pg. 1-88	SP-96 pg. 1-88	EPS 3 pg. 1-90	TYP0.. pg. 1-89	TS35 pg. 2-70	MP3-3CH_ZNCR pg. 1-87	VPTU; VPT 40 Ø 40 mm pg. 1-91

KO 180/LD

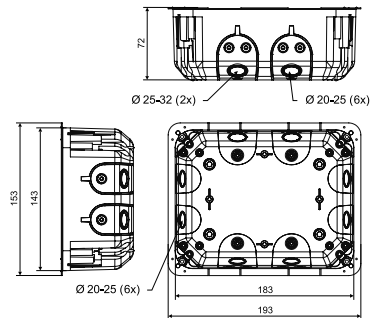
- box with cover V 180



MAT

PVC -5 - +60°C 850°C A1 - F 30 sec. IP30

- ▶ Possibility to install the support trunking TS 35.
- ▶ Outer side of the bottom contains holes for marking drill holes.
- ▶ Possibility of marking the hole for installation using protrusions on the rim of the box.
- ▶ Inlet openings made of flexible material.
- ▶ The installation of the cable or pipe is performed by tearing out the prepressed inlet on the flexible membranes and inserting the cable or pipe into the created hole.
- ▶ Ensured airtightness of the passage even when the cable or pipe is inserted. Prevents airflow through the installation.
- ▶ Suitable for low-energy or passive houses and for soundproof walls with attenuation up to 69 dB.
- ▶ When mounting, it is not necessary to countersink the plasterboard edge.
- ▶ The mounting screws are provided with a double thread for quick installation.
- ▶ European Industrial design protection.
- ▶ It is possible to buy the lid V 180_HB as a spare part.



item	description		EAN
KO 180/LD_NA	installed mounting screws and feets, inserted stainless steel screws for fixing the lid, individual box together with the lid sealed in shrink foil	1; 20	8595568932600

- accessories

- video

- tools for installation

S-KSK 2 pg. 1-56	TYP0.. pg. 1-89	TS35 pg. 2-70	PATKA CR+3X. pg. 1-87		VPTU; VPT 40 Ø 40 mm pg. 1-91

1
2
3
4
5
index



KT 250/L

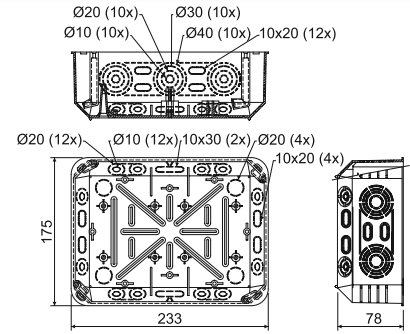
- box with cover VKT 250/L



MAT

PVC -5 - +60°C 850°C A1 - F 30 sec. IP30

- ▶ A large number of knockouts for inserting cables and pipes.
- ▶ Possibility to install the support trunking TS 35.
- ▶ Possibility to set the lid in and horizontal position.
- ▶ Possibility to break the sidewall for easier cable handling.
- ▶ Outer side of the bottom contains holes for marking drill holes.
- ▶ Mounting screws are fitted with a triple thread for quick installation.
- ▶ The IP30 protection complies a box fitted with a lid.



item	description		EAN
KT 250/L_NB	the screws for fixing the lid and the screws for fixing to plasterboard are installed in the box, individual boxes together with the lid are packed in shrink wrap	1; 12	8595057618640

- accessories

- tools for installation

VKT 250/L pg. 1-80	S-66 pg. 1-88	S-96 pg. 1-88	SP-96 pg. 1-88	EPS 3 pg. 1-90	TYP0.. pg. 1-89	TS35 pg. 2-70	MP3-3CH_ZNCR pg. 1-87	VPTU; VPT 40 Ø 40 mm pg. 1-91

1

2

3

4

5

index

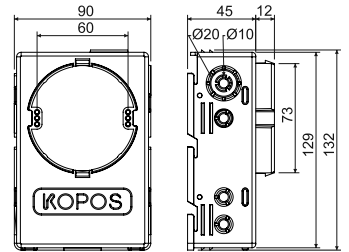
KUH 1/L

- universal box



PVC	-5 - +60°C	850°C	A1 - F	30 sec.			IP30

- ▶ Installation on the reverse side of double wall with a thickness of 12.5 mm using the included screws.
- ▶ More space in the box allows the insertion of active elements under the device.
- ▶ Possibility to insert the terminal S-66 directly under the device.
- ▶ Suitable for modern electrical system with higher space requirements.
- ▶ The IP30 protection a box fitted with an appropriate lid or a device with a higher or equal IP30 protection.



item	description		EAN
KUH 1/L_NA	inserted into each box are installation and device screws, each box is individually wrapped in shrink foil and labelled	1; 35	8595057687950

- accessories



- tools for installation



Assembling procedures and examples of using the KUH 1/L box


1) Drilling the hole with Ø73.5 mm in the plaster wall by drill VDS 68 (see page 1-92).



2) Inserting the KUH 1/L box into the prepared hole. Covering the box with the bottom plate.



3) Side view (in sectional view) of box inserted from the back side of the plaster board.



4) Self-drilling screw fastening of the box. Detail of separate space for screw.



5) Examples of using the box (in sectional view): e.g. inserting of over-voltage protection, clamping by using of screwless terminals, using of the S-66 terminal plate.



1

2

3

4

5

index

KPZ

FIRE RESISTANT INSTRUMENT BOX

HALOGEN FREE MATERIAL

SOUND-PROOF BOX BODY

MOUNTING AND DEVICE SCREWS INCLUDED IN THE BOX

SUITABLE FOR SOUNDPROOF WALLS WITH ATTENUATION UP TO 69 dB

DRILL DIAMETER FOR INSTALLATION 73 MM

FOAMING MATERIAL TO ENSURE INTEGRITY AND EI 90 INSULATION IN CASE OF FIRE

MULTIPLE VARIANTS



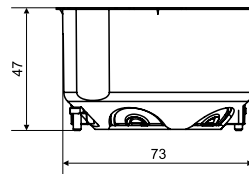
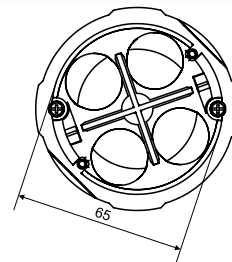
KPZ-1

- fire resistant instrument box



PP -5 - +60°C 850°C A1 - F 30 sec. IP30

- ▶ Wiring device box for fire partitions.
- ▶ Suitable for installation in plasterboard and aerated concrete structures.
- ▶ Designed for distribution with voltage up to 400 V.
- ▶ Inlet openings made of flexible material.
- ▶ Ensured airtightness of the passage even when the cable or pipe is inserted.
- ▶ Foaming material on the outside and inside of the box. In the event of a fire, this material quickly changes its volume (swells) and thus seals the installation opening of the box and prevents the passage of fire through the partition.
- ▶ The diameter of the installation hole is 73 mm.
- ▶ Mounting screws and metal feet are provided with a three-way thread for quick installation.
- ▶ Suitable for buildings with increased personal and property protection in case of fire.
- ▶ The box is available in selected countries.



* For more detailed information, see the catalog Systems with Maintained Functionality in the Fire.

item	description		EAN
KPZ-1_PO	box is equipped with screws for mounting in plasterboard and instrument screws, pack loosely in a box	1; 36	8595568932358

- accessories



V 68
pg. 1-79


TYP0..
pg. 1-89

MP3-3CH_ZNCR
pg. 1-87

- montage



- tools for installation



VDS 68
Ø 73 mm
pg. 1-92

VPTU; VPT 68
Ø 73 mm
pg. 1-91

Permissible technical parameters of the route

max. number of boxes below each other	horizontally max. 3 pieces of boxes next to each other, vertically max. 2 pieces next to each other
fire resistance classification according to ČSN EN 1363-1:2013	EI 15 - EI 120, protocol number: PKO-19-031*



Demonstration of the behavior of a fire resistant instrument box.



KPZ 68-45

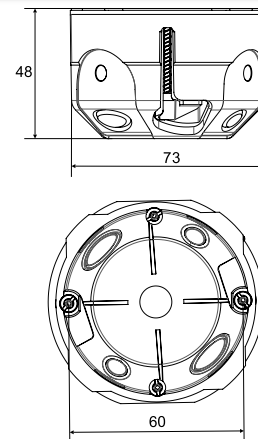
- fire resistant instrument box



MAT

PP -5 - +60°C 850°C A1 - F 30 sec. IP30

- Provides integrity and insulation for up to 90 minutes in the event of a fire (EI 15 - EI 90).
- Inlets made of flexible material.
- Fire-resistant material is placed outside the box.
- The diameter of the drill for installation is 73 mm.
- The box is soundproof (sound insulation up to 69 dB).
- Mounting screws are equipped with a three-way thread and metal feet for quick installation.
- Fire resistance classification: ČSN EN 1363-1, ČSN EN 1364-1, ČSN EN 1366-3, ČSN 73 0810.
- The box is intended primarily for buildings with an increased need for protection of people and property.



* For more detailed information, see the catalog Systems with Maintained Functionality in the Fire.

item	description		EAN
KPZ 68-45_PO	box is equipped with screws for mounting in plasterboard and instrument screws, pack loosely in a box	1	8595568937605

- accessories

- montage

- tools for installation



KPZ 68-60

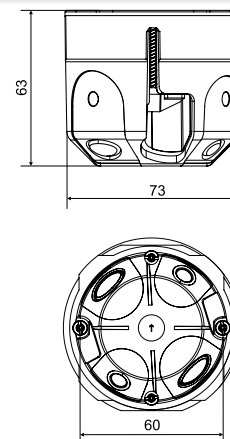
- fire resistant instrument box



MAT

PP -5 - +60°C 850°C A1 - F 30 sec. IP30

- Provides integrity and insulation for up to 90 minutes in the event of a fire (EI 15 - EI 90).
- Inlets made of flexible material.
- Fire-resistant material is placed outside the box.
- The diameter of the drill for installation is 73 mm.
- The box is soundproof (sound insulation up to 69 dB).
- Mounting screws are equipped with a three-way thread and metal feet for quick installation.
- Fire resistance classification: ČSN EN 1363-1, ČSN EN 1364-1, ČSN EN 1366-3, ČSN 73 0810.
- The box is intended primarily for buildings with an increased need for protection of people and property.




* For more detailed information, see the catalog Systems with Maintained Functionality in the Fire.

item	description		EAN
KPZ 68-60_PO	box is equipped with screws for mounting in plasterboard and instrument screws, pack loosely in a box	1	8595568937612

- accessories

- montage

- tools for installation



1

2

3

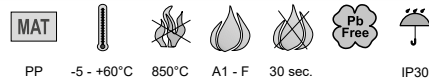
4

5

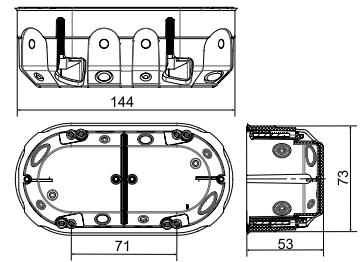
index

KPZ 68-50/2

- fire resistant instrument box



- ▶ Provides integrity and insulation for up to 90 minutes in the event of a fire (EI 15 - EI 90).
- ▶ Inlets made of flexible material.
- ▶ Fire-resistant material is placed outside the box.
- ▶ The diameter of the drill for installation is 73 mm.
- ▶ The box is soundproof (sound insulation up to 69 dB).
- ▶ Mounting screws are equipped with a three-way thread and metal feet for quick installation.
- ▶ Fire resistance classification: ČSN EN 1363-1, ČSN EN 1364-1, ČSN EN 1366-3, ČSN 73 0810.
- ▶ The box is intended primarily for buildings with an increased need for protection of people and property.



* For more detailed information, see the catalog Systems with Maintained Functionality in the Fire.



item	description		EAN
KPZ 68-50/2_PO	box is equipped with screws for mounting in plasterboard and instrument screws, pack loosely in a box	1	8595568937629


- accessories



- montage

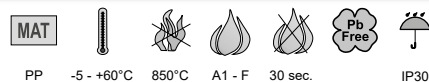


- tools for installation

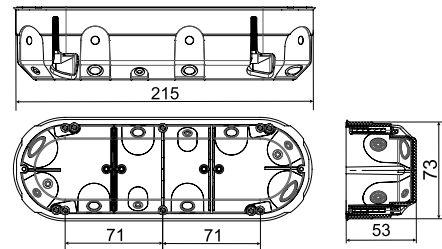


KPZ 68-50/3

- fire resistant instrument box



- ▶ Provides integrity and insulation for up to 90 minutes in the event of a fire (EI 15 - EI 90).
- ▶ Inlets made of flexible material.
- ▶ Fire-resistant material is placed outside the box.
- ▶ The diameter of the drill for installation is 73 mm.
- ▶ The box is soundproof (sound insulation up to 69 dB).
- ▶ Mounting screws are equipped with a three-way thread and metal feet for quick installation.
- ▶ Fire resistance classification: ČSN EN 1363-1, ČSN EN 1364-1, ČSN EN 1366-3, ČSN 73 0810.
- ▶ The box is intended primarily for buildings with an increased need for protection of people and property.



* For more detailed information, see the catalog Systems with Maintained Functionality in the Fire.



item	description		EAN
KPZ 68-50/3_PO	box is equipped with screws for mounting in plasterboard and instrument screws, pack loosely in a box	1	8595568937636


- accessories



- montage




- tools for installation



COLORS OVERVIEW OF

WIRING BOXES AND TRUNKINGS



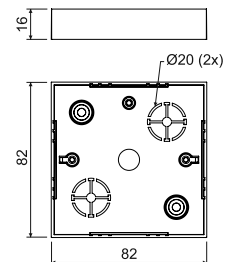
LK 80/1


- instrument box



PVC -5 - +60°C 850°C A1 - D 30 sec.


- ▶ Its shape is also suitable for older devices.
- ▶ To install on materials with fire classes E or F, use insulating pad.



item	description		EAN
LK 80/1_HB	boxes packed in shrink foil in packages of 10 pieces, device screws included	10; 160	8595057616387



- accessories

VLK 80
pg. 1-81PI 80R
pg. 1-87S-66
pg. 1-88TYPO..
pg. 1-89

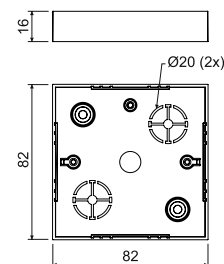
LK 80/2


- junction box with cover VLK 80



PVC -5 - +60°C 850°C A1 - D 30 sec.

- ▶ Its shape is also suitable for older devices.
- ▶ Inserting terminal plate S-66.
- ▶ To install on materials with fire classes E or F, use insulating pad.
- ▶ The lid can be purchased separately.



item	description		EAN
LK 80/2_HB	boxes packed in shrink foil in packages of 10 pieces, lid screws included, lids individually wrapped in packages of 10 pieces	10; 110	8595057616394



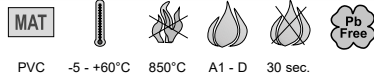
- accessories

PI 80R
pg. 1-87S-66
pg. 1-88TYPO..
pg. 1-89



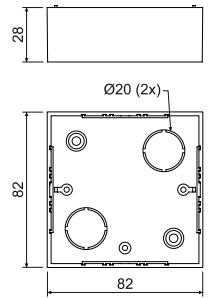
LK 80X28/1

- instrument box



PVC -5 - +60°C 850°C A1 - D 30 sec.

- ▶ To repair older installations.
- ▶ To install on materials with fire classes E or F, use insulating pad.
- ▶ Allows installation of devices with greater mounting depth.



item	description		EAN
LK 80X28/1_HB	boxes packed in shrink foil in packages of 10 pieces, device screws included	10; 100	8595057617193



- accessories



VLK 80
pg. 1-81



PI 80R
pg. 1-87



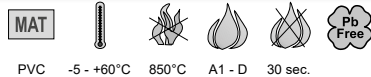
S-66
pg. 1-88



TYP0..
pg. 1-89

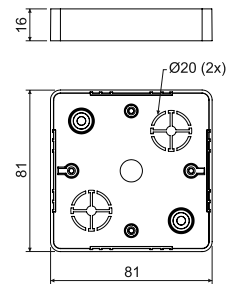
LK 80R/1

- instrument box



PVC -5 - +60°C 850°C A1 - D 30 sec.

- ▶ Intended for devices of Classic and Swing - ABB series.
- ▶ To install on materials with fire classes E or F, use insulating pad.



item	description		EAN
LK 80R/1_HB	boxes packed in shrink foil in packages of 10 pieces, device screws included	10; 160	8595057616349



- accessories



VLK 80/R
pg. 1-81



NR 80/R
pg. 1-83



PI 80R
pg. 1-87



S-66
pg. 1-88



TYP0..
pg. 1-89

LK 80R/2

- junction box with cover VLK 80/R

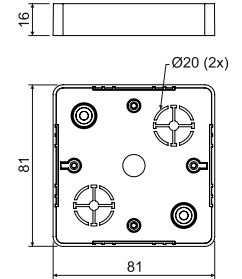



MAT




PVC -5 - +60°C 850°C A1 - D 30 sec.

- ▶ To install on materials with fire classes E or F, use insulating pad.
- ▶ The lid can be purchased separately.



item	description		EAN
LK 80R/2_HB	boxes packed in shrink foil in packages of 10 pieces, device screws included	10; 110	8595057616356

 - accessories
NR 80/R
pg. 1-83PI 80R
pg. 1-87S-66
pg. 1-88TYP0..
pg. 1-89

LK 80X20R/1

- instrument box

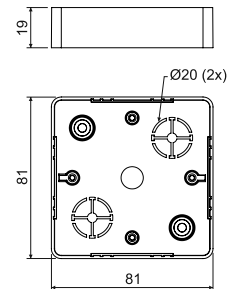


MAT




PVC -5 - +60°C 850°C A1 - D 30 sec.

- ▶ Intended for devices of Classic and Swing - ABB series with greater mounting depth.
- ▶ To install on materials with fire classes E or F, use insulating pad.



item	description		EAN
LK 80X20R/1_HB	boxes packed in shrink foil in packages of 10 pieces, device screws included	10; 160	8595057616486

 - accessories
VLK 80/R
pg. 1-81NR 80/R
pg. 1-83PI 80R
pg. 1-87S-66
pg. 1-88TYP0..
pg. 1-89



LK 80X28R/1

- instrument box



PVC -5 - +60°C 850°C A1 - D 30 sec.

PC ABS - conf. I1

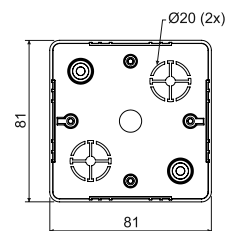
- ▶ To be intended for equipment of model range Classic or Swing - ABB with high assembling depth – with the exception of small double socket.
- ▶ To install on materials with fire classes E or F, use insulating pad.

HB

I1

I2

SD



item	description		EAN
LK 80X28R/1_HB	boxes packed in shrink foil in packages of 10 pieces, device screws included, color - white RAL 9003	10; 120	8595057616479
LK 80X28R/1_I1	boxes packed in shrink foil in packages of 10 pieces, device screws included, color - pink birch	10; 120	8595568908940
LK 80X28R/1_I2	boxes packed in shrink foil in packages of 10 pieces, device screws included, color - dark oak	10; 120	8595568908988
LK 80X28R/1_SD	boxes packed in shrink foil in packages of 10 pieces, device screws included, color - light wood	10; 120	8595568909022



- accessories



VLK 80/R
pg. 1-81



NR 80/R
pg. 1-83



PI 80R
pg. 1-87



S-66
pg. 1-88



TYP0..
pg. 1-89

LK 80X28 2ZK

- instrument box



PVC -5 - +60°C 850°C A1 - D 30 sec.

PC ABS - conf. I1

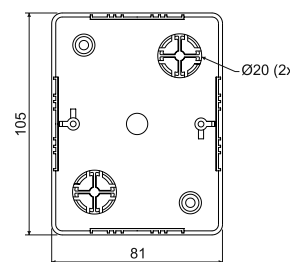
- ▶ Intended for devices of Classic and Swing - ABB series with greater mounting depth.
- ▶ To install on materials with fire classes E or F, use insulating pad.

HB

I1

I2

SD



item	description		EAN
LK 80X28 2ZK_HB	boxes packed in shrink foil in packages of 10 pieces, device screws included, color - white RAL 9003	10; 80	8595057616370
LK 80X28 2ZK_I1	boxes packed in shrink foil in packages of 10 pieces, device screws included, color - pink birch	10; 80	8595568908957
LK 80X28 2ZK_I2	boxes packed in shrink foil in packages of 10 pieces, device screws included, color - dark oak	10; 80	8595568908995
LK 80X28 2ZK_SD	boxes packed in shrink foil in packages of 10 pieces, device screws included, color - light wood	10; 80	8595568909039



- accessories



PI 80 2ZK
pg. 1-87



TYP0..
pg. 1-89

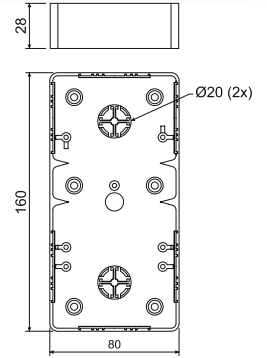
LK 80X28 2R

- instrument box



PVC -5 - +60°C 850°C A1 - D 30 sec.

- ▶ Intended for devices of Classic and Swing - ABB series with greater mounting depth.
- ▶ To install on materials with fire classes E or F, use insulating pad (2 pcs PI 80 2ZK).
- ▶ Installation of two devices or and double-socket.



item	description		EAN
LK 80X28 2R_HB	boxes packed in shrink foil in packages of 10 pieces, device screws included for 2 devices included	10; 60	8595057615519

- accessories



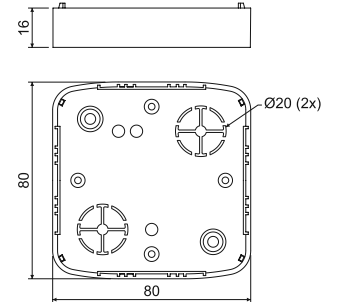
LK 80X16 T

- instrument box



PVC -5 - +60°C 850°C A1 - D 30 sec.

- ▶ Intended for devices of Tango - ABB series.
- ▶ To install on materials with fire classes E or F, use insulating pad.



item	description		EAN
LK 80X16 T_HB	boxes packed in shrink foil in packages of 10 pieces, device screws included	10; 160	8595057619296

- accessories





LK 80X28 T

- instrument box



PVC



-5 - +60°C 850°C A1 - D 30 sec.



PC ABS - conf. I1, FB

- ▶ Intended for devices of Tango - ABB series with greater mounting depth.
- ▶ To install on materials with fire classes E or F, use insulating pad.

HB



I1



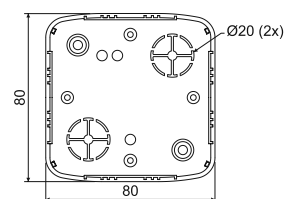
I2



SD



FB



item	description		EAN
LK 80X28 T_HB	boxes packed in shrink foil in packages of 10 pieces, device screws included, color - white RAL 9003	10; 100	8595057617308
LK 80X28 T_I1	boxes packed in shrink foil in packages of 10 pieces, device screws included, color - pink birch	10; 100	8595568908964
LK 80X28 T_I2	boxes packed in shrink foil in packages of 10 pieces, device screws included, color - dark oak	10; 100	8595568909008
LK 80X28 T_SD	boxes packed in shrink foil in packages of 10 pieces, device screws included, color - light wood	10; 100	8595568909046
LK 80X28 T_FB	boxes packed in shrink foil in packages of 10 pieces, device screws included, color - black	10; 100	8595568936264



- accessories



VLK 80/T
pg. 1-82



NRT
pg. 1-83



PI 80T
pg. 1-87



S-66
pg. 1-88



TYP0..
pg. 1-89

LK 80X28 2ZT

- instrument box



PVC



-5 - +60°C 850°C A1 - D 30 sec.



PC ABS - conf. I1

- ▶ Intended for devices of Tango - ABB series with greater mounting depth.
- ▶ To install on materials with fire classes E or F, use insulating pad.

HB



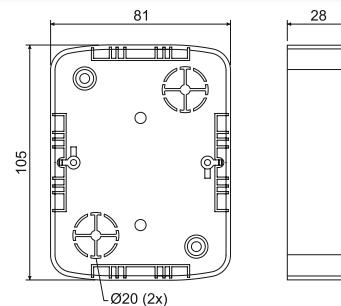
I1



I2



SD



item	description		EAN
LK 80X28 2ZT_HB	boxes packed in shrink foil in packages of 10 pieces, device screws included, color - white RAL 9003	10; 80	8595057616332
LK 80X28 2ZT_I1	boxes packed in shrink foil in packages of 10 pieces, device screws included, color - pink birch	10; 80	8595568908971
LK 80X28 2ZT_I2	boxes packed in shrink foil in packages of 10 pieces, device screws included, color - dark oak	10; 80	8595568909015
LK 80X28 2ZT_SD	boxes packed in shrink foil in packages of 10 pieces, device screws included, color - light wood	10; 80	8595568909053



- accessories



NR 2ZT
pg. 1-84



PI 80 2ZT
pg. 1-87



TYP0..
pg. 1-89

LK 80X28 2T

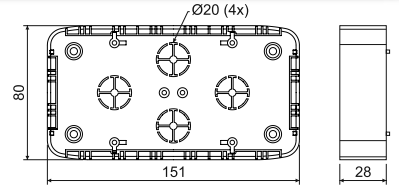
- instrument box



MAT


PVC -5 - +60°C 850°C A1 - D 30 sec. 71

- ▶ Intended for two devices of Tango - ABB series in and combined frame.
- ▶ For installation of two units horizontally.
- ▶ To install on materials with fire classes E or F, use insulating pad – to support, use 2 pads PI 80 2ZT and adjust to the desired size.



item	description		EAN
LK 80X28 2T_HB	boxes packed in shrink foil in packages of 10 pieces, device screws included for 2 devices included	10; 60	8595057617315

- accessories



PI 80 2ZT
pg. 1-87



S-66
pg. 1-88



TYP0..
pg. 1-89

LKM 45

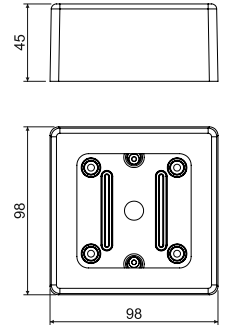
- universal box



MAT

PVC -5 - +60°C 850°C A1 - D 30 sec.

- ▶ Universal box for most single devices available on the market.
- ▶ Trunking inlet holes are indicated on the side, for trunking with dimensions of up to 40 x 20 mm.
- ▶ The box consists of two parts, the top and bottom part.
- ▶ To install on materials with fire classes E or F, use insulating pad.



item	description		EAN
LKM 45_HB	boxes packed in shrink foil in packages of 10 pieces, device screws included	10; 120	8595057634855

- accessories



TYP0..
pg. 1-89

WIRING BOXES WITH IP PROTECTION



KSK 80

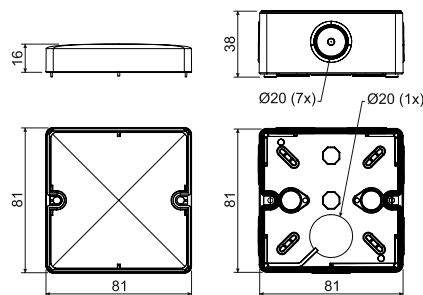
- junction box with IP protection



MAT						
PP	-25 - +60°C	850°C	A1 - F	30 sec.		IP66

cover - PA

- ▶ Intended for installation in environments that require IP 66 protection.
- ▶ Made of UV stable material.
- ▶ Integrated knockouts for mounting on base.
- ▶ Intended for direct installation on the surface without having to support with insulating pad.
- ▶ Perfect sealing of cables and pipes.
- ▶ The stainless screws for lid installation and caps for the heads of the mounting screws are included in the package.
- ▶ Option to install special terminal plate (S-KSK 1).
- ▶ Integrated O-ring to install cable glands.
- ▶ 8x knockouts with Ø20 mm.
- ▶ European Utility models protection.



item	description		EAN
KSK 80_KA	plugs and lid screws inserted in the box, each box packed in shrink foil and labelled, color - light grey RAL 7035	1; 60	8595568910608
KSK 80_FA	plugs and lid screws inserted in the box, each box packed in shrink foil and labelled, color - black	1; 60	8595568930910

- accessories



- montage



KSK 100

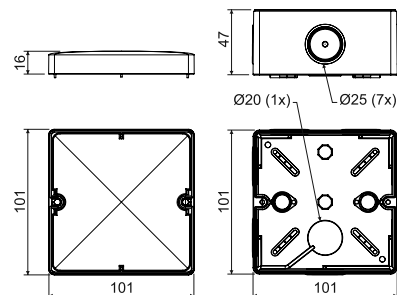
- junction box with IP protection



MAT						
PP	-25 - +60°C	850°C	A1 - F	30 sec.		IP66

cover - PA

- ▶ Intended for installation in environments that require IP 66 protection.
- ▶ Made of UV stable material.
- ▶ Integrated knockouts for mounting on base.
- ▶ Intended for direct installation on the surface without having to support with insulating pad.
- ▶ Perfect sealing of cables and pipes.
- ▶ The stainless screws for lid installation and caps for the heads of the mounting screws are included in the package.
- ▶ Option to install special terminal plate (S-KSK 1).
- ▶ Integrated O-ring to install cable glands.
- ▶ 7x knockouts with Ø25 mm and 1x Ø20 mm.
- ▶ European Utility models protection.



item	description		EAN
KSK 100_KA	plugs and lid screws inserted in the box, each box packed in shrink foil and labelled, color - light grey RAL 7035	1; 30	8595568910615
KSK 100_FA	plugs and lid screws inserted in the box, each box packed in shrink foil and labelled, color - black	1; 30	8595568930927

- accessories



- montage





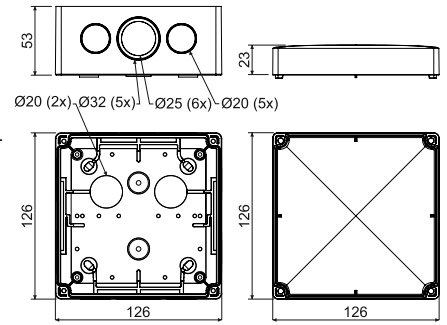
KSK 125

- junction box with IP protection



MAT						
PP	-25 - +60°C	850°C	A1 - F	30 sec.		IP66
cover - PA						

- ▶ Intended for installation in environments that require IP 66 protection.
- ▶ Made of UV stabile material.
- ▶ Integrated knockouts for mounting on base.
- ▶ Intended for direct installation on the surface without having to support with insulating pad.
- ▶ Perfect sealing of cables and pipes.
- ▶ The stainless screws for lid installation and caps for the heads of the mounting screws are included in the package.
- ▶ Option to install special terminal plate (S-KSK 2).
- ▶ Integrated O-ring to install cable glands.
- ▶ 7x membrane inputs with $\varnothing 20$ mm, 6x $\varnothing 25$ mm and 5x break-out inputs with $\varnothing 32$ mm.
- ▶ European Utility models protection.



item	description		EAN
KSK 125_KA	plugs and lid screws inserted in the box, each box packed in shrink foil and labelled, color - light grey RAL 7035	1; 36	8595568919670

- accessories



S-66 pg. 1-88 S-96 pg. 1-88 SP-96 pg. 1-88 S-KSK 2 pg. 1-56 TYP0.. pg. 1-89 TS35 pg. 2-70

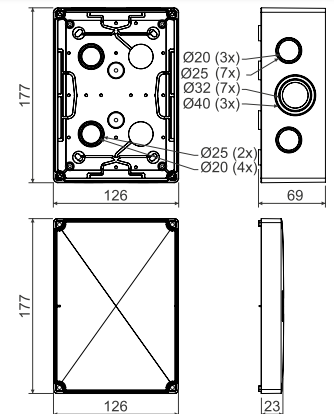
KSK 175

- junction box with IP protection



MAT						
PP	-25 - +60°C	850°C	A1 - F	30 sec.		IP66
cover - PA						

- ▶ Intended for installation in environments that require IP 66 protection.
- ▶ Made of UV stabile material.
- ▶ Integrated knockouts for mounting on base.
- ▶ Intended for direct installation on the surface without having to support with insulating pad.
- ▶ Perfect sealing of cables and pipes.
- ▶ The stainless screws for lid installation and caps for the heads of the mounting screws are included in the package.
- ▶ Option to install special terminal plate (S-KSK 2).
- ▶ Integrated O-ring to install cable glands.
- ▶ 7x membrane inputs $\varnothing 20$ mm, 9x $\varnothing 25$ mm, 7x break-out inputs $\varnothing 32$ mm and 3x $\varnothing 40$ mm.
- ▶ European Utility models protection.



item	description		EAN
KSK 175_KA	plugs and lid screws inserted in the box, each box packed in shrink foil and labelled, color - light grey RAL 7035	1; 22	8595568919687

- accessories



S-66 pg. 1-88 S-96 pg. 1-88 SP-96 pg. 1-88 S-KSK 2 pg. 1-56 TYP0.. pg. 1-89 TS35 pg. 2-70

1

2

3

4

5

index

S-KSK 1

- terminal plate

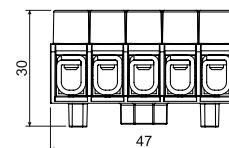
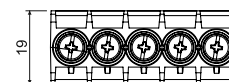
MAT



PP -40 - +85°C 850°C A1 - F 30 sec.



- ▶ Suitable for boxes KSK 80 and KSK 100.
- ▶ Branching terminal plate are composed of five separate terminals.
- ▶ Each terminal is intended for 4 wires of cross section 1.5 – 2.5 mm² or 3 wires of cross section 4 mm².
- ▶ Enables easy assembly to the box bottom.
- ▶ Designed for maximum voltage of 500 V.
- ▶ Tested according to ČSN EN 60998-1.



item	description		EAN
S-KSK 1_KB	10 pcs of terminal plates are packed in shrink wrap, provided with a label	10; 460	8595568919656



S-KSK 2

- terminal plate

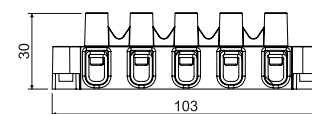
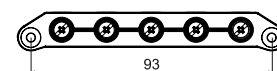
MAT



PP -40 - +85°C 850°C A1 - F 30 sec.



- ▶ Suitable for boxes KSK 125 and KSK 175.
- ▶ Branching terminal plate are composed of five separate terminals.
- ▶ Each terminal is intended for 4 wires of cross section 2.5 – 4 mm² or 3 wires of cross section 6 mm².
- ▶ Allows mounting to posts inside boxes or to the box bottom – installation is done using screws that are included.
- ▶ Designed for maximum voltage of 500 V.
- ▶ Tested according to ČSN EN 60998-1.



item	description		EAN
S-KSK 2_KB	10 pcs of terminal plates are packed in shrink wrap, provided with a label	10; 200	8595568919663





8101

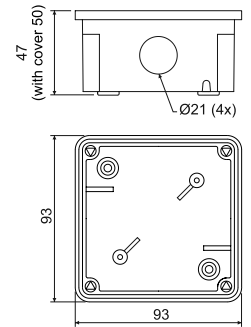
- junction box with sealing 1601



MAT

PVC -5 - +60°C 850°C A1 - D 30 sec. IP54

- ▶ For installation in environment with increased humidity, dust, chemical and corrosion resistance in environments with increased risk of mechanical damage.
- ▶ Universal grommets for cables and pipes, grommets can be ordered separately.
- ▶ To install on materials with fire classes E or F, use thermally insulating pad.



item	description		EAN
8101_LA	cable grommets and lid screws placed in the box, each box packed in shrink foil and labelled, color - dark grey RAL 7012	1; 55	8595057608801
8101_KA	cable grommets and lid screws placed in the box, each box packed in shrink foil and labelled, color - light grey RAL 7035	1; 55	8595057655959

- accessories



S-66
pg. 1-88



TYP0..
pg. 1-89



1601
pg. 1-66

8102

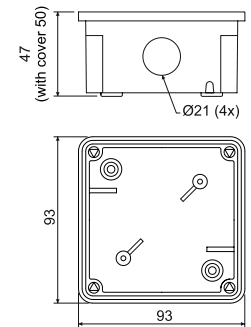
- junction box with sealing 1601 and terminal plate S-66



MAT

PVC -5 - +60°C 850°C A1 - D 30 sec. IP54

- ▶ For installation in environment with increased humidity, dust, chemical and corrosion resistance in environments with increased risk of mechanical damage.
- ▶ Universal grommets for cables and pipes, grommets and terminal plates can be ordered separately.
- ▶ To install on materials with fire classes E or F, use thermally insulating pad.



item	description		EAN
8102_LA	cable grommets, terminal plates and lid screws placed in the box, each box packed in shrink foil and labelled, color - dark grey RAL 7012	1; 55	8595057608818
8102_KA	cable grommets, terminal plates and lid screws placed in the box, each box packed in shrink foil and labelled, color - light grey RAL 7035	1; 55	8595057655966

- accessories



1601
pg. 1-66

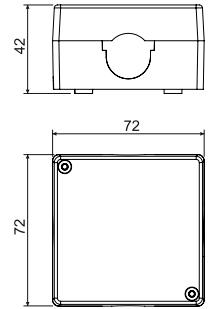
8106

- junction box with sealing G-49



PVC -5 - +60°C 850°C A1 - D 30 sec. IP40

- ▶ For installation in environment with increased humidity, dust, chemical and corrosion resistance in environments with increased risk of mechanical damage.
- ▶ Universal grommets for cables and pipes, grommets can be ordered separately.
- ▶ To install on materials with fire classes E or F, use thermally insulating pad.



item	description		EAN
8106_LA	cable grommets and lid screws placed in the box, each box packed in shrink foil and labelled, color - dark grey RAL 7012	1; 100	8595057603332
8106_KA	cable grommets and lid screws placed in the box, each box packed in shrink foil and labelled, color - light grey RAL 7035	1; 100	8595057655973

- accessories

S-66
pg. 1-88TYP0..
pg. 1-89

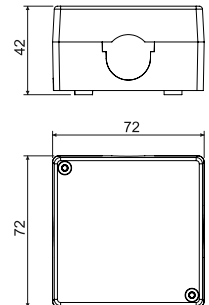
8107

- junction box with sealing G-49 and terminal plate S-66



PVC -5 - +60°C 850°C A1 - D 30 sec. IP40

- ▶ For installation in environment with increased humidity, dust, chemical and corrosion resistance in environments with increased risk of mechanical damage.
- ▶ Universal grommets for cables and pipes, grommets and terminal plates can be ordered separately.
- ▶ To install on materials with fire classes E or F, use thermally insulating pad.



item	description		EAN
8107_LA	cable grommets, terminal plates and lid screws placed in the box, each box packed in shrink foil and labelled, color - dark grey RAL 7012	1; 100	8595057603387
8107_KA	cable grommets, terminal plates and lid screws placed in the box, each box packed in shrink foil and labelled, color - light grey RAL 7035	1; 100	8595057655980



8110

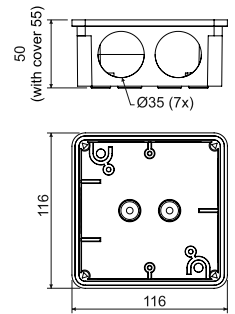
- junction box with sealing 1611



MAT

PVC -5 - +60°C 850°C A1 - D 30 sec. IP54

- ▶ For installation in environment with increased humidity, dust, chemical and corrosion resistance in environments with increased risk of mechanical damage.
- ▶ Universal grommets for cables and pipes, grommets can be ordered separately.
- ▶ To install on materials with fire classes E or F, use thermally insulating pad.



item	description		EAN
8110_LA	cable grommets and lid screws placed in the box, each box packed in shrink foil and labelled, color - dark grey RAL 7012	1; 28	8595057603349
8110_KA	cable grommets and lid screws placed in the box, each box packed in shrink foil and labelled, color - light grey RAL 7035	1; 28	8595057655997

- accessories



S-96
pg. 1-88



SP-96
pg. 1-88



TYP0..
pg. 1-89



1611
pg. 1-66

8111

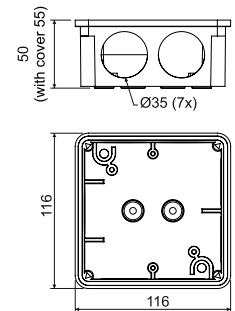
- junction box with sealing 1611 and terminal plate S-96



MAT

PVC -5 - +60°C 850°C A1 - D 30 sec. IP54

- ▶ For installation in environment with increased humidity, dust, chemical and corrosion resistance in environments with increased risk of mechanical damage.
- ▶ Universal grommets for cables and pipes, grommets and terminal plates can be ordered separately.
- ▶ To install on materials with fire classes E or F, use thermally insulating pad.



item	description		EAN
8111_LA	cable grommets, terminal plates and lid screws placed in the box, each box packed in shrink foil and labelled, color - dark grey RAL 7012	1; 20	8595057603394
8111_KA	cable grommets, terminal plates and lid screws placed in the box, each box packed in shrink foil and labelled, color - light grey RAL 7035	1; 20	8595057656000

- accessories



SP-96
pg. 1-88



TYP0..
pg. 1-89



1611
pg. 1-66

1

2

3

4

5

index

8112

- box

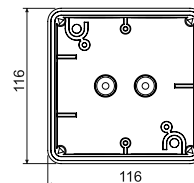
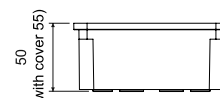


MAT



PVC -5 - +60°C 850°C A1 - D 30 sec. IP54

- For installation in environment with increased humidity, dust, chemical and corrosion resistance in environments with increased risk of mechanical damage.
- Closed box without inlets.
- To install on materials with fire classes E or F, use thermally insulating pad.



item	description		EAN
8112_LA	lid screws placed in the box, each box packed in shrink foil and labelled, color - dark grey RAL 7012	1; 28	8595057603356
8112_KA	lid screws placed in the box, each box packed in shrink foil and labelled, color - light grey RAL 7035	1; 28	8595057656017

- accessories

S-96
pg. 1-88SP-96
pg. 1-88TYP0..
pg. 1-89

8117

- junction box with sealing 1618

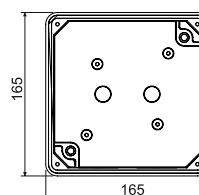
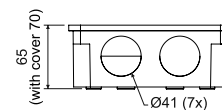


MAT



PVC -5 - +60°C 850°C A1 - D 30 sec. IP54

- For installation in environment with increased humidity, dust, chemical and corrosion resistance in environments with increased risk of mechanical damage.
- Universal grommets for cables and pipes, grommets can be ordered separately.
- To install on materials with fire classes E or F, use thermally insulating pad.



item	description		EAN
8117_LA	cable grommets and lid screws placed in the box, each box packed in shrink foil and labelled, color - dark grey RAL 7012	1; 24	8595057603363
8117_KA	cable grommets and lid screws placed in the box, each box packed in shrink foil and labelled, color - light grey RAL 7035	1; 24	8595057656024

- accessories

S-96
pg. 1-88SP-96
pg. 1-88TYP0..
pg. 1-891618
pg. 1-66



8118

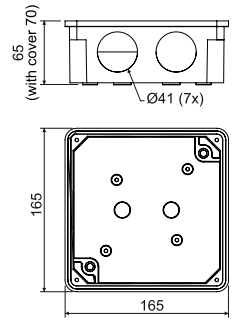
- junction box with sealing 1618 and terminal plate S-96



MAT

PVC -5 - +60°C 850°C A1 - D 30 sec. IP54

- ▶ For installation in environment with increased humidity, dust, chemical and corrosion resistance in environments with increased risk of mechanical damage.
- ▶ Universal grommets for cables and pipes, grommets and terminal plates can be ordered separately.
- ▶ To install on materials with fire classes E or F, use thermally insulating pad.



item	description		EAN
8118_LA	cable grommets, terminal plates and lid screws placed in the box, each box packed in shrink foil and labelled, color - dark grey RAL 7012	1; 24	8595057603400
8118_KA	cable grommets, terminal plates and lid screws placed in the box, each box packed in shrink foil and labelled, color - light grey RAL 7035	1; 24	8595057656031

- accessories



SP-96
pg. 1-88



TYP0..
pg. 1-89



1618
pg. 1-66

8119

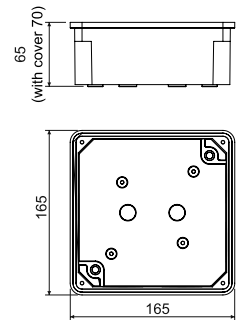
- box



MAT

PVC -5 - +60°C 850°C A1 - D 30 sec. IP54

- ▶ For installation in environment with increased humidity, dust, chemical and corrosion resistance in environments with increased risk of mechanical damage.
- ▶ Closed box without inlets.
- ▶ To install on materials with fire classes E or F, use thermally insulating pad.



item	description		EAN
8119_LA	lid screws placed in the box, each box packed in shrink foil and labelled, color - dark grey RAL 7012	1; 24	8595057603370
8119_KA	lid screws placed in the box, each box packed in shrink foil and labelled, color - light grey RAL 7035	1; 24	8595057656048

- accessories



S-96
pg. 1-88



SP-96
pg. 1-88



TYP0..
pg. 1-89

1

2

3

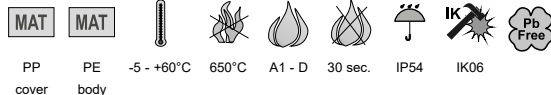
4

5

index

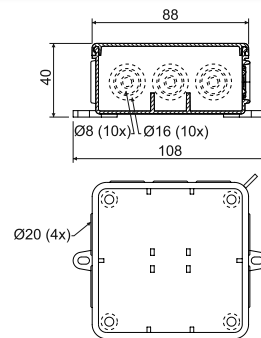
8130

- box



PP PE -5 - +60°C 650°C A1 - D 30 sec. IP54 IK06
cover body

- For installation in environments with increased humidity and dust.
- Inlets for cables or pipes of 16 and 20 mm in accordance with EN 60423.
- Possibility to install on materials of fire classes A1 to D.



item	description		EAN
8130_HA	box pack loosely in a box, color - white RAL 9003	1; 60	8595057697300
8130_KA	box pack loosely in a box, color - light grey RAL 7035	1; 60	8595057619050

- accessories

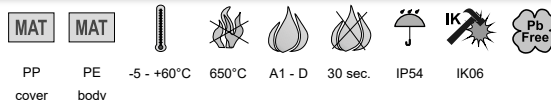


TYP..
pg. 1-89

TYP0..
pg. 1-89

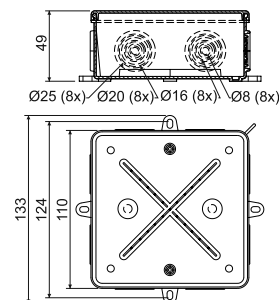
8135

- box



PP PE -5 - +60°C 650°C A1 - D 30 sec. IP54 IK06
cover body

- For installation in environments with increased humidity and dust.
- Inlets for cables or pipes of 16, 20 and 25 mm in accordance with EN 60423.
- Possibility to install on materials of fire classes A1 to D.



item	description		EAN
8135_HA	box pack loosely in a box, color - white RAL 9003	1; 30	8595057697317
8135_KA	box pack loosely in a box, color - light grey RAL 7035	1; 30	8595057616493

- accessories



S-96
pg. 1-88

SP-96
pg. 1-88

TYP..
pg. 1-89

TYP0..
pg. 1-89



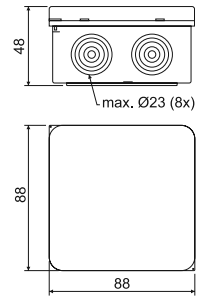
003.CS.K

- box with IP protection



MAT	MAT				
PP cover	PE body	-25 - +60°C	750°C	A1	IP65

- ▶ Equipped with an eye for sealing.
- ▶ To install on materials with fire classes A2-D, use thermally insulating pad.
- ▶ 8x knockouts with max. \varnothing 23 mm.



item	description		EAN
003.CS.K_KB	boxes packed loosely in cardboard, color - light grey RAL 7035	1; 66	8595057624658



- accessories



TYP0..
pg. 1-89

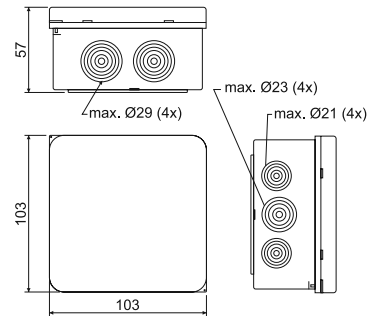
005.CS.K

- box with IP protection



MAT	MAT				
PP cover	PE body	-25 - +60°C	750°C	A1	IP65

- ▶ Equipped with an eye for sealing.
- ▶ To install on materials with fire classes A2-D, use thermally insulating pad.
- ▶ 12 inlets - 4x knockouts with \varnothing 21 mm; 4x knockouts with \varnothing 23 mm; 4x knockouts with \varnothing 29 mm.



item	description		EAN
005.CS.K_KB	boxes packed loosely in cardboard, color - light grey RAL 7035	1; 30	8595057624665



- accessories



TYP0..
pg. 1-89

7116 B
7116 C

- box with cover and protective terminal
- box with cover



- ▶ Boxes for piping with steel threaded or metal flexible pipes.
- ▶ **Three glands and one plug** evenly distributed on the sides of the box. Terminal plate is not included in the box.
- ▶ 7116 B: fitted with a clamp for installation in TNS networks.
- ▶ 7116 C: without protective terminal for installation in TNC networks.

item	description			EAN
7116 B_P16	glands for threaded pipes P16	96 x 96 x 64 mm	1; 12	8595057604124
7116 B_M20	glands for threaded pipes M20		1; 12	8595057689527
7116 C_P16	glands for threaded pipes P16		1; 12	8595057604131
7116 C_M20	glands for threaded pipes M20		1; 12	8595057689534

- accessories



7216 B
7216 C

- box with cover and protective terminal
- box with cover



- ▶ Boxes for piping with steel threaded or metal flexible pipes.
- ▶ **Four glands and one plug** evenly distributed on the sides of the box. Terminal plate is not included in the box.
- ▶ 7216 B: fitted with a clamp for installation in TNS networks.
- ▶ 7216 C: without protective terminal for installation in TNC networks.

item	description			EAN
7216 B_P16	glands for threaded pipes P16	96 x 96 x 64 mm	1; 12	8595057604186
7216 B_M20	glands for threaded pipes M20		1; 12	8595057689541
7216 C_P16	glands for threaded pipes P16		1; 12	8595057604193
7216 C_M20	glands for threaded pipes M20		1; 12	8595057689558

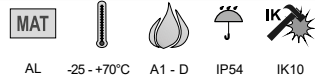
- accessories





7121 B
7121 C

- box with cover and protective terminal
- box with cover



AL -25 - +70°C A1 - D IP54 IK10

- ▶ Boxes for piping with steel threaded or metal flexible pipes.
- ▶ **Three glands and one plug** evenly distributed on the sides of the box. Terminal plate is not included in the box.
- ▶ 7121 B: fitted with a clamp for installation in TNS networks.
- ▶ 7121 C: without protective terminal for installation in TNC networks.

item	description			EAN
7121 B_P21	glands for threaded pipes P21	120 x 120 x 76 mm	1; 12	8595057604155
7121 B_M25	glands for threaded pipes M25		1; 12	8595057689565
7121 C_P21	glands for threaded pipes P21		1; 12	8595057604162
7121 C_M25	glands for threaded pipes M25		1; 12	8595057689572

- accessories



TYP0..
pg. 1-89

P-21
pg. 1-67

7221 B
7221 C

- box with cover and protective terminal
- box with cover



AL -25 - +70°C A1 - D IP54 IK10

- ▶ Boxes for piping with steel threaded or metal flexible pipes.
- ▶ **Four glands and three plugs** evenly distributed on the sides of the box. Terminal plate is not included in the box.
- ▶ 7221 B: fitted with a clamp for installation in TNS networks.
- ▶ 7221 C: without protective terminal for installation in TNC networks.

item	description			EAN
7221 B_P21	glands for threaded pipes P21	120 x 120 x 76 mm	1; 12	8595057604216
7221 B_M25	glands for threaded pipes M25		1; 12	8595057689589
7221 C_P21	glands for threaded pipes P21		1; 12	8595057604223

- accessories



TYP0..
pg. 1-89

P-21
pg. 1-67

1

2

3

4

5

index

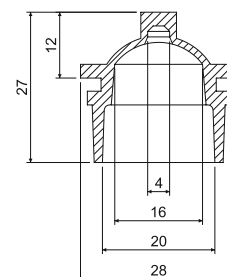
1601

- sealing grommet



PVC -5 - +60°C 30 sec.

- ▶ For 8101 and 8102 type boxes.
- ▶ Suitable for pipe with and diameter of 20 mm.
- ▶ When removing the projections, it is designed for cables of max. 16 mm in diameter.



item	description		EAN
1601_LB	color - dark grey	10; 900	8595057627222
1601_KB	color - light grey	10; 900	8595057656703

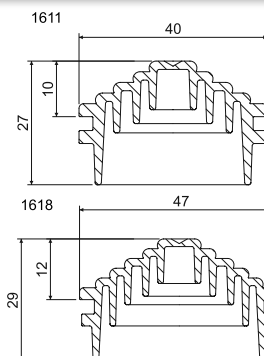
1611; 1618


- sealing grommet



PVC -5 - +60°C 30 sec.

- ▶ Holes for cable and pipe inlet are marked gradually.
- ▶ Grommet 1611: for 8110 and 8111 type boxes, for pipes with 16, 25, 32 in dimension.
- ▶ Grommet 1618: for 8117 and 8118 type boxes, for pipes with 16, 25, 32, 40 in dimension.



item	description	A mm	B mm		EAN
1611_KB	color - light grey	40	27	7; 490	8595057656710
1611_LB	color - grey			7; 490	8595057629325
1618_KB	color - light grey	48	29	7; 420	8595057656727
1618_LB	color - grey			7; 420	8595057629332



P-16; P-21

- sealing cork


MAT



AL -25 - +70°C

- ▶ P-16: to seal unused inlets of metal boxes 7116 and 7216.
- ▶ P-21: to seal unused inlets of metal boxes 7121 and 7221.



item	description		EAN
P-16_XX	plug with armoured P16 thread and seal	10; 500	8595057632660
P-21_XX	plug with armoured P21 thread and seal	10; 400	8595057632677

1

2

3

4

5

index



WIRING
HALOGEN FREE
BOXES





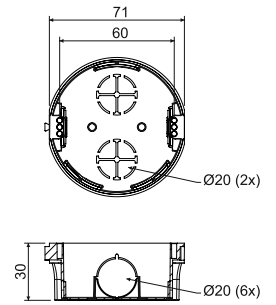
KP 68/2HF

- instrument box



PC-ABS -5 - +60°C 850°C A1 - D 30 sec.

- ▶ For premises with increased need for protection of persons and property.
- ▶ Cylindrical head screws Ø 2.9 x 6.5 mm are used to fasten the devices.
- ▶ Countersunk screws Ø 2.9 x 9.5 mm are used to fasten the V 68HF cover.



item	description		EAN
KP 68/2HF_FA	packed in shrink foil, packaging labelled, screws included	10; 120	8595057634923

- accessories



- tools for installation



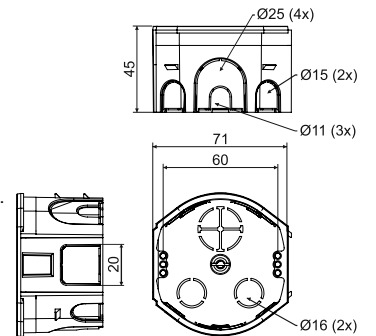
KU 68-45/HF

- universal box



PC-ABS -5 - +60°C 850°C A1 - D 30 sec. 71

- ▶ Connection in a continuous row with a spacing of 71 mm possible.
- ▶ Boxes can be joined with boxes KPR 68-70/HF.
- ▶ More space for the electroinstallation.
- ▶ For premises with increased need for protection of persons and property.
- ▶ European Industrial design protection and European Utility models protection.



item	description		EAN
KU 68-45/HF_HA	packed in shrink foil, packaging labelled, screws included	8; 96	8595568936417

- accessories



- tools for installation



1

2

3

4

5

index

KPR 68-70/HF

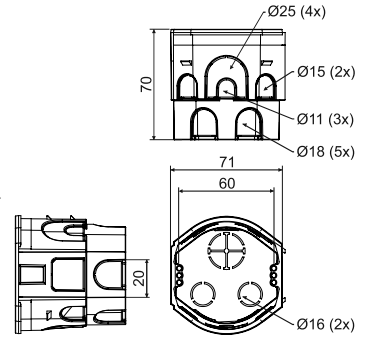
- universal box



MAT


PC ABS -5 - +60°C 850°C A1 - D 30 sec. 71

- ▶ For premises with increased need for protection of persons and property.
- ▶ Connection in a continuous row with a spacing of 71 mm possible.
- ▶ Boxes can be joined with boxes KU 68-45/HF.
- ▶ More space for the electroinstallation.
- ▶ European Industrial design protection and European Utility models protection.



item	description		EAN
KPR 68-70/HF_HA	boxes loosely inserted into the carton, instrument screws included	8; 48	8595568936424

- accessories



- tools for installation



KOM 97HF

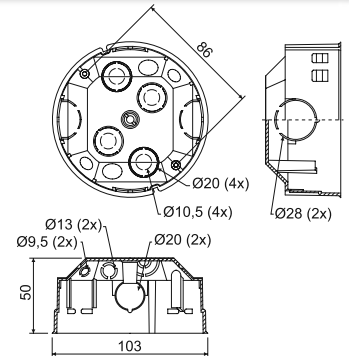
- box with cover KO 97 V/1 HF



MAT

PC-ABS -20 - +80°C 850°C A1 - D 30 sec.

- ▶ For premises with increased need for protection of persons and property.
- ▶ Lid KO 97 V/1HF can be ordered separately.



item	description		EAN
KOM 97HF_FA	boxes and lids packed loosely in cardboard	40	8595057635012

- accessories





KU 68 LD/1HF

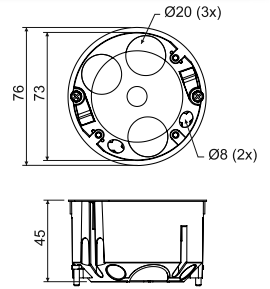
- universal box in hollow walls



MAT

PP -5 - +60°C 850°C A1 - F 30 sec.

- ▶ For premises with increased need for protection of persons and property.
- ▶ Inlet openings made of flexible material.
- ▶ Cable installation is performed by perforating the membrane with a sharp tool (e.g. screwdriver) and then inserting the cable, or by extracting the pre-pressed membrane inlet.
- ▶ Ensured airtightness of the passage even when the cable or pipe is inserted.
- ▶ Mounting screws are fitted with a triple thread for quick installation.
- ▶ Prevents airflow through the installation.
- ▶ When mounting, it is not necessary to countersink the plasterboard edge.



item	description		EAN
KU 68 LD/1HF_HA	box is equipped with screws for mounting in plasterboard and instrument screws	90	8595568910585

- accessories



- tools for installation



KP 64/LD HF

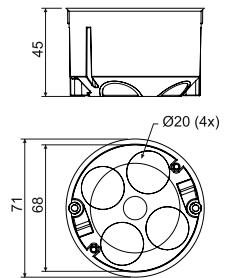
- instrument box in hollow walls



MAT

PP -5 - +60°C 850°C A1 - F 30 sec.

- ▶ For premises with increased need for protection of persons and property.
- ▶ Inlet openings made of flexible material.
- ▶ Cable installation is performed by perforating the membrane with a sharp tool (e.g. screwdriver) and then inserting the cable, or by extracting the pre-pressed membrane inlet.
- ▶ Ensured airtightness of the passage even when the cable or pipe is inserted.
- ▶ Mounting screws are fitted with a triple thread for quick installation.
- ▶ Prevents airflow through the installation.
- ▶ When mounting, it is not necessary to countersink the plasterboard edge.



item	description		EAN
KP 64/LD HF_HA	box is equipped with screws for mounting in plasterboard and instrument screws	100	8595568910578

- accessories



- tools for installation



1

2

3

4

5

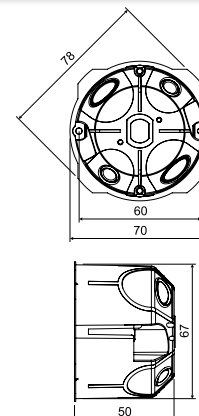
index

KPL 64-50/LD HF

- instrument box



- ▶ For premises with increased need for protection of persons and property.
- ▶ Inlet openings made of flexible material.
- ▶ The installation of the cable is done by pulling the pre-pressed inlet on the flexible membranes and inserting the cable or pipe into the hole formed.
- ▶ Installation box in the hole is made by tightening mounting screws.
- ▶ Ensured airtightness of the passage even when the cable or pipe is inserted.
- ▶ Suitable for low-energy or passive houses and for soundproof walls with attenuation up to 69 dB.
- ▶ The fixing screws as well as the instrument screws are double-threaded for quick installation; the box has plastic flanges.
- ▶ When mounting, it is not necessary to countersink the plasterboard edge.
- ▶ The IP30 protection a box fitted with an appropriate lid or a device with a higher or equal IP30 protection.



item	description		EAN
KPL 64-50/LD HF_KA	box is equipped with screws for mounting in plasterboard and instrument screws, pack loosely in a box	110	8595568937643

- accessories



- tools for installation

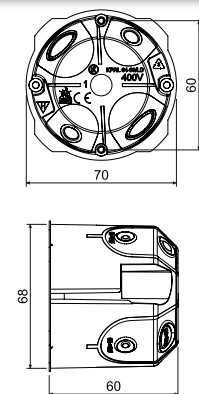


KPRL 64-60/LD HF

- universal box



- ▶ For premises with increased need for protection of persons and property.
- ▶ Inlet openings made of flexible material.
- ▶ The installation of the cable is done by pulling the pre-pressed inlet on the flexible membranes and inserting the cable or pipe into the hole formed.
- ▶ Installation box in the hole is made by tightening mounting screws.
- ▶ Ensured airtightness of the passage even when the cable or pipe is inserted.
- ▶ Suitable for low-energy or passive houses and for soundproof walls with attenuation up to 69 dB.
- ▶ The fixing screws as well as the instrument screws are double-threaded for quick installation; the box has plastic flanges.
- ▶ When mounting, it is not necessary to countersink the plasterboard edge.
- ▶ The IP30 protection a box fitted with an appropriate lid or a device with a higher or equal IP30 protection.



item	description		EAN
KPRL 64-60/LD HF_KA	box is equipped with screws for mounting in plasterboard and instrument screws, pack loosely in a box	84	8595568937674

- accessories



- tools for installation





KPL 64-50/2LD HF

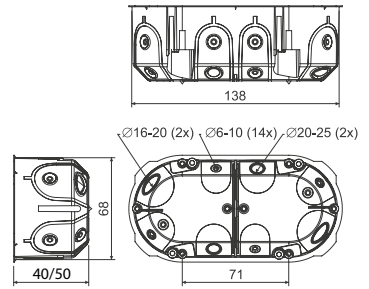
- instrument box



MAT

PP -5 - +60°C 850°C A1 - F 30 sec. 71 IP30

- ▶ For premises with increased need for protection of persons and property.
- ▶ For modern installations in combined frames.
- ▶ Highly rigid design makes the device installation simpler.
- ▶ Inlet openings made of flexible material.
- ▶ Ensured airtightness of the passage even when the cable or pipe is inserted.
- ▶ Prevents airflow through the installation.
- ▶ Suitable for low-energy or passive houses and for soundproof walls with attenuation up to 69 dB.
- ▶ Two tips on the external side indicate the drilling points.
- ▶ Mounting bolts feature double-threaded design for quick installation.
- ▶ Installation box in the hole is made by tightening mounting screws.
- ▶ Cable installation is done by removing (breaking) pre-pressed membrane inlet and followed by inserting the cable possibly pipe.
- ▶ The IP30 protection a box fitted with an appropriate lid or a device with a higher or equal IP30 protection.
- ▶ European Industrial design protection.
- ▶ When mounting, it is not necessary to countersink the plasterboard edge.



item	description		EAN
KPL 64-50/2LD HF_KA	box is equipped with screws for mounting in plasterboard and instrument screws, pack loosely in a box	40	8595568937650

- accessories



- tools for installation



KPL 64-50/3LD HF

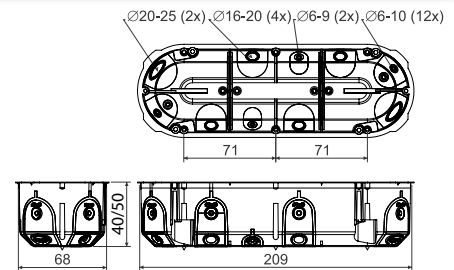
- instrument box



MAT

PP -5 - +60°C 850°C A1 - F 30 sec. 71 IP30

- ▶ For premises with increased need for protection of persons and property.
- ▶ For modern installations in combined frames.
- ▶ Highly rigid design makes the device installation simpler.
- ▶ Inlet openings made of flexible material.
- ▶ Ensured airtightness of the passage even when the cable or pipe is inserted.
- ▶ Prevents airflow through the installation.
- ▶ Suitable for low-energy or passive houses and for soundproof walls with attenuation up to 69 dB.
- ▶ Three tips on the external side indicate the drilling points.
- ▶ Mounting bolts feature double-threaded design for quick installation.
- ▶ Installation box in the hole is made by tightening mounting screws.
- ▶ Cable installation is done by removing (breaking) pre-pressed membrane inlet and followed by inserting the cable possibly pipe.
- ▶ European Industrial design protection.
- ▶ The IP30 protection a box fitted with an appropriate lid or a device with a higher or equal IP30 protection.
- ▶ When mounting, it is not necessary to countersink the plasterboard edge.



item	description		EAN
KPL 64-50/3LD HF_KA	box is equipped with screws for mounting in plasterboard and instrument screws, pack loosely in a box	30	8595568937667

- accessories



- tools for installation



1

2

3

4

5

index

V 68HF

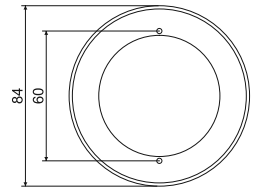
- cover



PC-ABS -20 - +80°C 850°C A1 - F 30 sec.



- ▶ For premises with increased need for protection of persons and property.
- ▶ To cover the boxes with fixing spacing of 60 mm using fastening screws.



item	description		EAN
V 68HF_HB	lids in packs of 10 pcs, sealed in shrink foil, color - white RAL 9003	10; 100	8595057634114

KO 97 V/1 HF

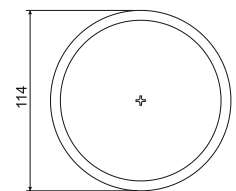
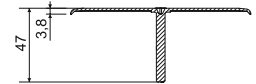
- cover




PC-ABS -20 - +80°C 850°C A1 - D 30 sec.



- ▶ For premises with increased need for protection of persons and property.
- ▶ For the final covering of box KOM 97HF.
- ▶ The lid is provided with edge that allows trouble-free covering of wiring boxes installed in concrete or hollow walls.



item	description		EAN
KO 97 V/1 HF_HB	the lids are packed in the bag, the bag is put in the carton	40	8595057633971



LK 80X28R/1HF

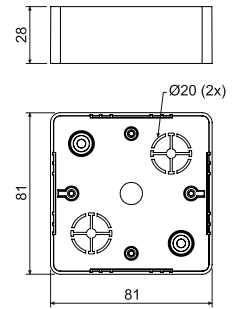
- instrument box



MAT

PC-ABS -20 - +80°C 850°C A1 - D 30 sec.


- ▶ For premises with increased need for protection of persons and property.
- ▶ To be intended for equipment of model range Classic or Swing - ABB with high assembling depth – with the exception of small double socket.
- ▶ To install on materials with fire classes E or F, use insulating pad.



item	description		EAN
LK 80X28R/1HF_HB	boxes packed in shrink foil in packages of 10 pieces, device screws included	10; 120	8595057634121



- accessories



PI 80R
pg. 1-87

TYP0..
pg. 1-89

LK 80X28 2ZKHF

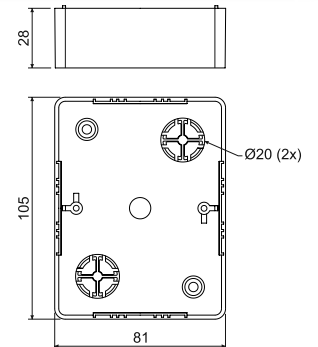
- instrument box



MAT

PC-ABS -20 - +80°C 850°C A1 - D 30 sec.

- ▶ For premises with increased need for protection of persons and property.
- ▶ Intended for double-socket of Classic or Swing series - ABB with high assembling depth.
- ▶ To install on materials with fire classes E or F, use insulating pad.



item	description		EAN
LK 80X28 2ZKHF_HB	boxes packed in shrink foil in packages of 10 pieces, device screws included	10; 100	8595057634138



- accessories



PI 80 2ZK
pg. 1-87

TYP0..
pg. 1-89

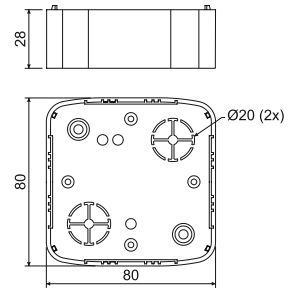
LK 80X28 THF

- instrument box




PC-ABS -20 - +80°C 850°C A1 - D 30 sec.

- ▶ For premises with increased need for protection of persons and property.
- ▶ Intended for devices of Tango series.
- ▶ To install on materials with fire classes E or F, use insulating pad.



item	description		EAN
LK 80X28 THF_HB	boxes packed in shrink foil in packages of 10 pieces, device screws included	10; 100	8595057633995

- accessories

PI 80T
pg. 1-87TYP0..
pg. 1-89

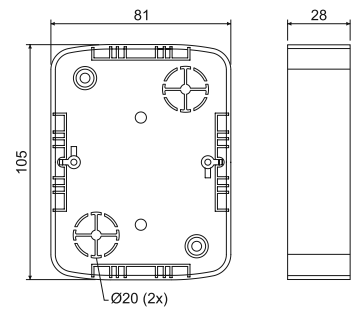
LK 80X28 2ZTHF

- instrument box




PC-ABS -20 - +80°C 850°C A1 - D 30 sec.

- ▶ For premises with increased need for protection of persons and property.
- ▶ Intended for double-sockets of Tango series - ABB with high assembling depth.
- ▶ To install on materials with fire classes E or F, use insulating pad.



item	description		EAN
LK 80X28 2ZTHF_HB	boxes packed in shrink foil in packages of 10 pieces, device screws included	10; 80	8595057634145

- accessories

PI 802ZT
pg. 1-87TYP0..
pg. 1-89

ACCESSORIES

FOR WIRING BOXES

www.kopos.com

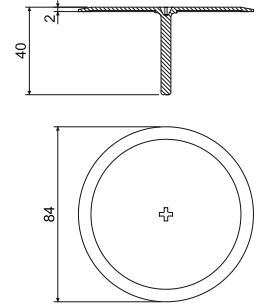
KO 68


- cover



PVC -5 - +60°C 850°C A1 - F 30 sec.

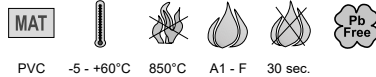
- For the final covering of boxes KU 68-45, KU 68-45/V and KPM 64/LU



item	description		EAN
KO 68_HB	the lids are packed in the bag, the bag is put in the carton	100	8595057600539

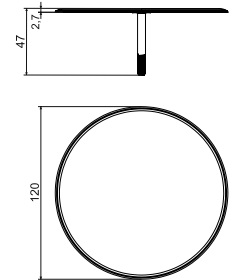
KO 97 V

- cover



PVC -5 - +60°C 850°C A1 - F 30 sec.

- For the final covering of distribution and joint boxes KO 97/5, KR 97/5, KO 97/LD a KOM 97.
- The lid is provided with a rim, which allows seamless covering of electrical installation boxes installed under plaster or hollow walls.



item	description		EAN
KO 97_V_HB	the lids are packed in the bag, the bag is put in the carton	40	8595057600546

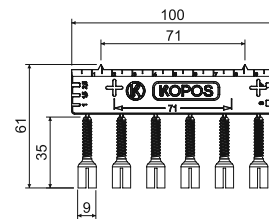


TN... - extending piece



MAT
 PVC -5 - +60°C 850°C A1 - F 30 sec.

- ▶ To extend the central pin of cover lids, for boxes that are too recessed, where the cover lid pin is short and does not reach the central thread of the wiring box.
- ▶ The pin can be shortened to the required length.
- ▶ Attached ruler is used to measure the spacing of 71 mm when mounting devices in the combined frame.
- ▶ Notches can be used as a gauge to identify cable sections.
- ▶ 1 piece contains a plate of 6 adjusting pins.



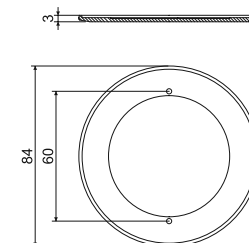
item	description		EAN
TN 68_KB	for boxes KU 68-45, color - grey	10; 800	8595057698512
TN 97_HB	for boxes KO 97/5, KR 97/5, KO 97/LD, KOM 97, color - white	10; 800	8595057698529

V 68 - cover



MAT
 PVC -5 - +60°C 850°C A1 - F 30 sec.

- ▶ To cover the boxes with fixing spacing of 60 mm using fastening screws.
- ▶ For boxes KU68-45, KP 68/D, KPR 68/D, KPR 68-70, KP 68/2, KP 68, KPR 68, KP 67/2, KP 67/3, KUH 1, KUL 68-45/LD, KU 68/71L1, KPRL 68-70/LD, KPR 68/71L, KI 68 L/1, KPL 64-40 (45,50)/LD, KPRL 64-60/LD.



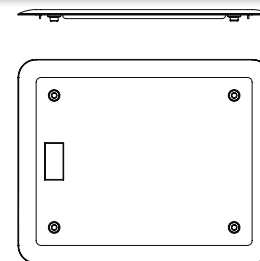
item	description		EAN
V 68_HA	the lids are packed in the bag, the bag is put in the carton, color - white	100; 400	8595057600577

V 180 - lid for boxes KUZ-V and KUZ-VI



MAT
 PC-ABS -5 - +60°C 850°C A1 - F 30 sec.

- ▶ For final covering of KUZ-V, KUZ-VI and KO 180/LD.
- ▶ The package includes stainless steel screws for installing the lid and seals to IP44.



item	description		EAN
V 180_HB	individual lids wrapped in foil	1	8595568934000

1
2
3
4
5
index

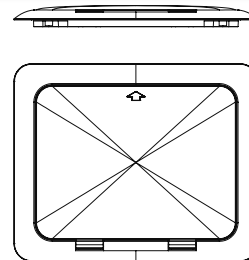
VO 180

- opening lid for boxes KUZ-VO and KUZ-VOI



PC-ABS -5 - +60°C 850°C A1 - F 30 sec.

- ▶ For final covering of KUZ-VO and KUZ-VOI boxes.
- ▶ The package includes stainless steel screws for installing the lid and seals to IP44.



item	description		EAN
VO 180_KB	individual lids wrapped in foil	1	8595568933997

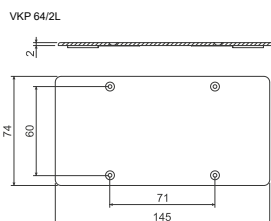
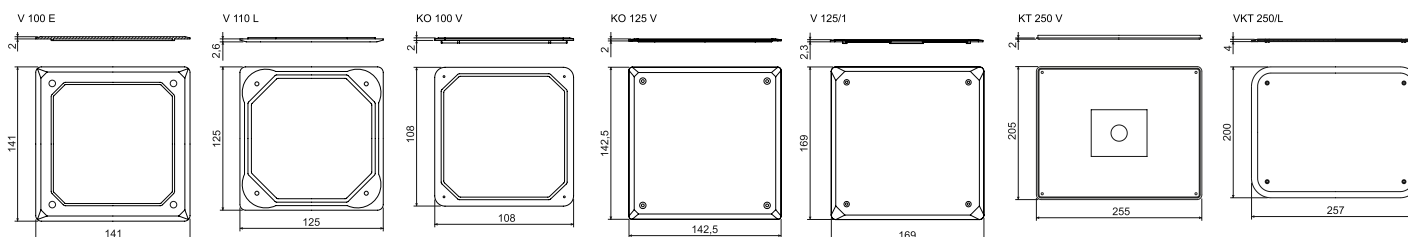
cover



PVC -5 - +60°C 850°C A1 - F 30 sec.

- ▶ Color - white.
- ▶ Mounting screws must be purchased separately.

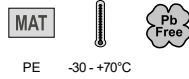
item	description		EAN
V 100 E_HB	for boxes KO 100 E	10; 100	8595057617353
V 110 L_HB	for boxes KO 110/L	10; 120	8595057612129
KO 100 V_HB	for boxes KO 100	10; 140	8595057600515
KO 125 V_HB	for boxes KO 125	10; 130	8595057600522
V 125/1_HB	for boxes KO 125 E and KO 125/1L	10; 180	8595057668669
KT 250 V_HB	for boxes KT 250	5; 35	8595057600553
VKT 250/L_HB	for boxes KT 250/1	5; 45	8595057669147
VKP 64/2L_HB	for boxes KP 64/2, KPL 64-50/2LD	10; 450	8595057655164



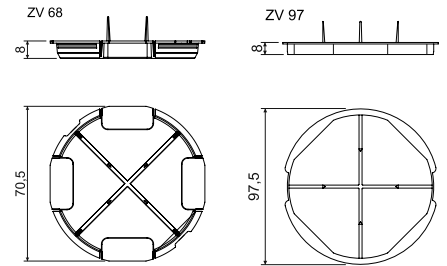


ZV 68; ZV 97

- blind cover



- ▶ To cover boxes before rough casting; after plaster solidifies, lid is removed.
- ▶ Color - orange.



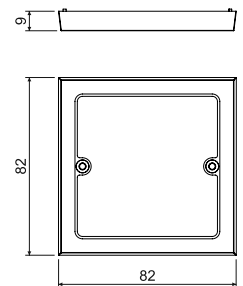
item	description		EAN
ZV 68_AB	for boxes of series KU, KP 68, KBV-1	10; 400	8595057600591
ZV 97_AB	for boxes of series KO, KR 97	10; 220	8595057600607

VLK 80

- cover



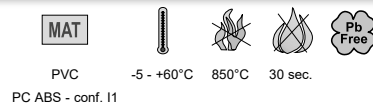
- ▶ To finally cover trunking boxes LK 80/1, 2, 3 and LK 80X28/1.
- ▶ Screws are not included.



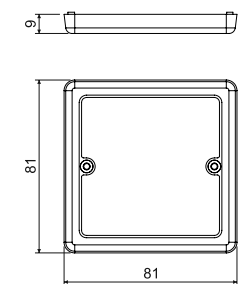
item	description		EAN
VLK 80_HB	packed in shrink foil	10; 340	8595057616417

VLK 80/R

- cover



- ▶ To finally cover trunking boxes LK 80R/1, LK 80R/2 a LK 80X20R/1, LK 80X28R/1, LK 80X28 2R.



item	description		EAN
VLK 80/R_HB	packed in shrink foil, color - white RAL 9003	10; 380	8595057616325
VLK 80/R_I1	packed in shrink foil, color - pink birch	10; 380	8595568936387
VLK 80/R_I2	packed in shrink foil, color - dark oak	10; 380	8595568936394
VLK 80/R_SD	packed in shrink foil, color - light wood	10; 380	8595568936400

1

2

3

4

5

index

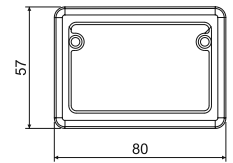
VLK 80/2R

- cover



PVC -5 - +60°C 850°C 30 sec.

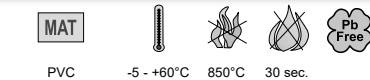
► To finally cover trunking boxes LK 80X28 2R when mounting double-socket.



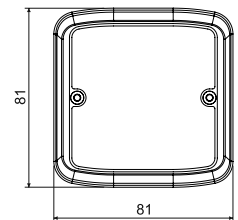


item	description		EAN
VLK 80/2R_HB	packed in shrink foil	10; 560	8595057614451

VLK 80/T

- cover

PVC -5 - +60°C 850°C 30 sec.
PC ABS - conf. I1

► To finally cover trunking boxes LK 80X16 T and LK 80X28 T.



item	description		EAN
VLK 80/T_HB	packed in shrink foil, color - white RAL 9003	10; 420	8595057610880
VLK 80/T_I1	packed in shrink foil, color - pink birch	10; 420	8595568936349
VLK 80/T_I2	packed in shrink foil, color - dark oak	10; 420	8595568936356
VLK 80/T_SD	packed in shrink foil, color - light wood	10; 420	8595568936363
VLK 80/T_FA	packed in shrink foil, color - black	10; 420	8595568936370



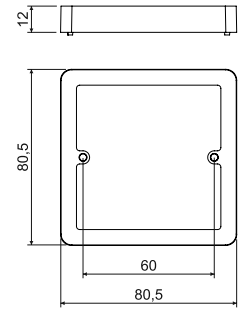
NR 80/R

- extension frame



MAT
 PVC -5 - +60°C 850°C A1 - F 30 sec.

- ▶ Intended for greater assembly depth of trunking boxes compatible with instruments of the Classic or Swing model lines.



item	description		EAN
NR 80/R_HB	packed in shrink foil	10; 240	8595057615823

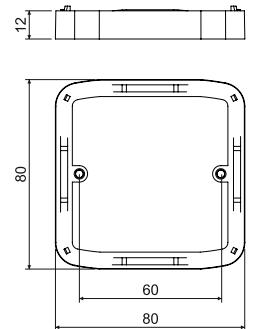
NRT

- extension frame



MAT
 PVC -5 - +60°C 850°C A1 - F 30 sec.

- ▶ For trunking boxes LK 80X16 T and LK 80X28 T.
- ▶ For trunking boxes for devices of Tango series.



item	description		EAN
NRT_HB	packed in shrink foil	10; 300	8595057615755

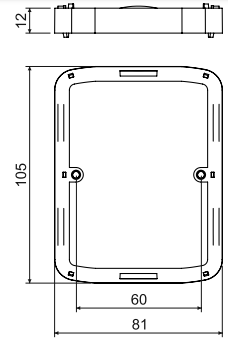
NR 2ZT

- extension frame



PVC -5 - +60°C 850°C A1 - F 30 sec.

- For trunking boxes LK 80X28 2ZT under the Tango double-socket.



item	description		EAN
NR 2ZT_HB	packed in shrink foil	10; 200	8595057615779

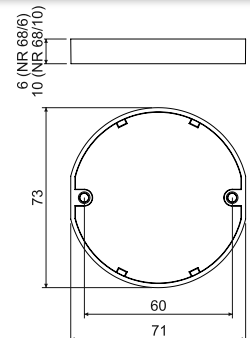
NR 68/6; NR 68/10

- extension frame



PVC -5 - +60°C 850°C A1 - F 30 sec. 71

- For individually installed boxes of the KU, KP and KUH lines, with the edge under the plastering or tiling surface.
- Can also be used for boxes for combined devices KP 64/2, 3, 4, 5.



item	description		EAN
NR 68/6_ZB	packed in shrink foil, height 6 mm	10; 750	8595057619036
NR 68/10_ZB	packed in shrink foil, height 10 mm	10; 420	8595057619043



NR 5X5

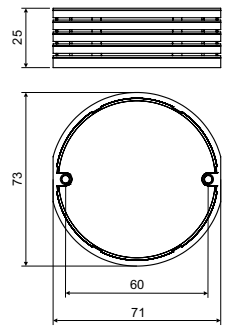
- extension frame



MAT

PP -5 - +60°C 850°C A1 - F 30 sec. 71

- ▶ Extension frame for boxes under plaster or under tiles, suitable for KU, KP and KUH series boxes.
- ▶ Can also be used for multiple boxes KP 64/2, 3, 4, 5.
- ▶ Five mounting frames in one, easy separation by 5 mm.



item	description		EAN
NR 5X5_ZB	packed in shrink foil	4; 184	8595568932280

- video



DR18

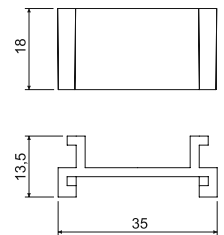
- compensating spacer



MAT

PVC -5 - +60°C A1 - F 30 sec.

- ▶ To increase the spacing between the boxes KP 67/2, KP 67/3 by 10 mm.
- ▶ For mounting of devices with individual frames side by side.



item	description		EAN
DR18_HB	packed loose in a PE bag	10; 1800	8595057612570

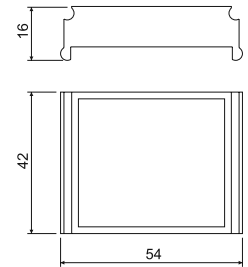
DR42

- compensating spacer



PVC -5 - +60°C A1 - F 30 sec.


- ▶ To increase the spacing between the boxes KP 67X67 by 12 mm (to 83 mm).
- ▶ For mounting of devices with individual frames of Classic, Tango, Swing, Time series by ABB.



item	description		EAN
DR42_HB	packed loose in a PE bag	250; 500	8595057600508

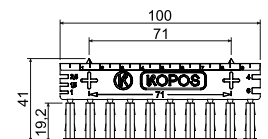
SKLD 2

- KUL box coupling



PVC -5 - +60°C 850°C A1 - F 30 sec.

- ▶ Connection piece for KUL 68-45/LD, KPRL 68-70/LD boxes.
- ▶ 1 pc includes 10 pcs.
- ▶ The enclosed ruler is used to measure the 71 mm distance.
- ▶ Grooves on a ruler can be used to identify cable cross-sections.

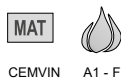


item	description		EAN
SKLD 2_NB	packed in 10 pcs of platinum, one tray includes 10 pcs of couplings	10	8595568930828



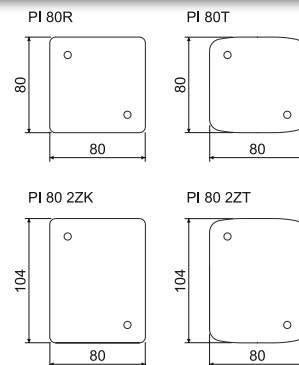


Thermo-insulating pad



CEMVI A1 - F

- ▶ Asbestos-free, harmless material.
- ▶ The pad increases the thermal resistance when installing wiring boxes on flammable surfaces.
- ▶ Corresponds to the shape of wiring box and devices.
- ▶ Pad thickness is 5 mm.



item	description		EAN
PI 80R_XX	for boxes LK 80/..., LK 80X28/1, LK 80R/..., LK 80X...R/1, LK 80X28 2R	10; 40	8595057614697
PI 80T_XX	for boxes LK 80X16 T, LK 80X28 T	10; 40	8595057614703
PI 80 2ZK_XX	for boxes LK 80X28 2ZK	10; 40	8595057614727
PI 80 2ZT_XX	for boxes LK 80X28 2ZT, for box LK 80X28 2T two pads must be used and adjusted by trimming to the required size	10; 40	8595057614710

Fixing material for wiring boxes



- ▶ Fixing material used for wiring boxes.

item	description		EAN
2.9X13V_ZNCR	for mounting boxes KU, KP, semicircular head with cross groove	50; 4000	8595057619371
2.9X13Z_ZNCR	for mounting the lids eg V 68 V 68, countersunk head with cross groove	50; 4000	8595057619388
2.9X16_ZNCR	for mounting terminal plates S-66, S-96, SP-96	50; 3000	8595057619395
2.9X22_ZNCR	for mounting extension frames NRT, NR 2ZT, NR 80/R	50; 2500	8595057619401
3.0X16_ZNCR	for mounting devices into wiring boxes into concrete	50; 3000	8595057619418
M3X40-3CH_ZNCR	for mounting boxes into hollow walls, triple thread significantly accelerates the mounting of box	50; 1000	8595057651470
M3X45-3CH_ZNCR	for mounting hollow wall boxes KPRL 68/71L, triple thread significantly accelerates the mounting of boxes	50; 1000	8595057651487
MP3-3CH_ZNCR	metal foot for mounting hollow wall boxes, triple thread significantly accelerates the mounting of box, foot shape ensures a firm fit in drywall	50; 3000	8595057651494
PATKA CR_KA	plastic flap into boxes into hollow walls	50; 1800	8595568930996
3X20V-2CH_ZNCR	instrument screw in membrane boxes into hollow walls and boxes under parget	50; 2100	8595568930972
3X35V-2CH_ZNCR	mounting bolt into membrane boxes into hollow walls	50; 1500	8595568930989

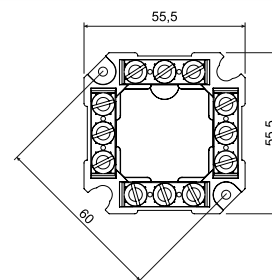
S-66

- terminal plate



PA -30 - +105°C 850°C A1 - F 30 sec.

- ▶ Intended to universal distribution and instrument boxes with fixing spacing of 60 mm (E.g. KU 68 ... etc.).
- ▶ Four separate fields for connecting up to three conductors of up to 4 mm² in diameter.
- ▶ For voltages of up to 400 V.



item	description		EAN
S-66_FB	packed in shrink foil	10; 160	8595057614734

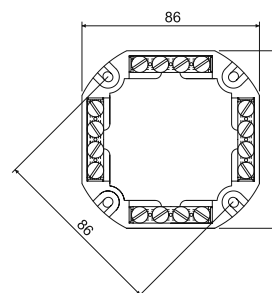
S-96

- terminal plate



PA -30 - +105°C 850°C A1 - F 30 sec.

- ▶ Intended into distribution boxes with fixing spacing of 86 mm (KR 97, KR 97/5, KR 97/L).
- ▶ Four separate fields for connecting up to four conductors of up to 4 mm² in diameter.
- ▶ For voltages of up to 500 V.



item	description		EAN
S-96_FB	packed in shrink foil	10; 120	8595057614741

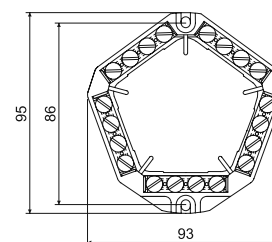
SP-96

- terminal plate



PA -30 - +105°C 850°C A1 - F 30 sec.

- ▶ Intended into distribution boxes with fixing spacing of 86 mm (KR 97, KR 97/5, KR 97/L).
- ▶ Five separate fields for connecting up to four conductors of up to 4 mm² in diameter.
- ▶ For voltages of up to 500 V.



item	description		EAN
SP-96_FB	packed in shrink foil	10; 180	8595057614758



TYP... - multipolar terminal plate



MAT

PA6 -25 - +85°C 850°C A1 - F 30 sec.

► For voltages of up to 500 V.



item	description	mm				pcs	EAN
			pcs	mm ²	A		
TYP210_FA	packed in cardboard, color - black	12 x 16 x 95	12	2,5	24	100	8595057613539
TYP210_HA	packed in cardboard, color - white					100	8595057614321
TYP310_FA	packed in cardboard, color - black	17 x 18 x 107	12	4	32	100	8595057613553
TYP310_HA	packed in cardboard, color - white					100	8595057614345
TYP412_FA	packed in cardboard, color - black	17 x 19 x 119	12	6	41	100	8595057613577
TYP412_HA	packed in cardboard, color - white					100	8595057614369
TYP512_FA	packed in cardboard, color - black	21 x 21 x 142	12	10	57	100	8595057613591
TYP512_HA	packed in cardboard, color - white					100	8595057614383
TYP612_FA	packed in cardboard, color - black	22 x 22 x 154	12	16	76	50	8595057613607
TYP612_HA	packed in cardboard, color - white					50	8595057614390

TYP0... - screwless terminal plate



MAT

PA -40 - +110°C 850°C 30 sec.

- Maximum working load of 24 A.
- Terminals are intended for full Cu conductors.
- For wires with cross-section from 1.0 mm² to 2.5 mm².
- For voltages of up to 450 V.
- Colour-coding stripe.

item	description	mm			pcs	EAN
			pcs	mm ²		
TYP015_XX	grey/transparent	2,5 x 9,5 x 9,5	5	1,0 - 2,5	100	8595057613614
TYP016_XX	orange/transparent	13,5 x 9,5 x 9,5	3	1,0 - 2,5	100	8595057613621
TYP017_XX	red/transparent	10,5 x 9,5 x 9,5	2	1,0 - 2,5	100	8595057613638
TYP018_XX	yellow/transparent	17,2 x 9,5 x 9,5	4	1,0 - 2,5	100	8595057613645

1
2
3
4
5
index

EPS 2

- equipotential terminal plate


without cover



PA6 -30 - +105°C 850°C A1 - F 30 sec.

- ▶ Used for main connection according to ČSN 1-35 2000-4-41.
- ▶ Bonding.
- ▶ Use only for bonding the zero potential, cannot be used as a phase connection etc.
- ▶ Can be used in the box KO 125 E - the box is specially adapted for mounting.
- ▶ Possibility to install also in boxes KT 250/1 and KT 250/L.

with cover



item	description	 max. dimension (mm)			 pcs	EAN
			pcs	mm ²		
EPS 2_XX	without cover	126 x 60 x 50 (62 at unscrewed screws)	4	2,5 - 6	1	8595057618374
EPS 2_X1	with cover		6	4 - 16		
			2	10 - 95		
			1	30 x 4 (belt)	1	8595057687806

EPS 3

- equipotential terminal plate



PA6 -25 - +55°C 850°C A1 - F 30 sec.

- ▶ Used for main connection according to ČSN 1-35 2000-4-41.
- ▶ Bonding.
- ▶ Use only for bonding the zero potential, cannot be used as a phase connection etc.
- ▶ Can be used in the box KO 100 E.



item	description	 max. dimension (mm)			 pcs	EAN
			pcs	mm ²		
EPS 3_XX	without cover	104 x 60 x 40 (48 at unscrewed screws)	8	0,75 - 10	1	8595057668676
			6	1,5 - 16		



VPTU

- universal carrier

- ▶ In combination with other components, it is used for drill assembly.
- ▶ Minimum diameter of chuck and of drilling machine is 11 mm.



item	mm	pcs	EAN
VPTU_XX	6	1	8595057616141

VPT...

- saw-drill

- ▶ Designed for precise holes for mounting boxes into hollow walls made of drywall.
- ▶ Drill size is designed for specific types of boxes.



item	mm	pcs	EAN
VPT 40_XX	40	1	8595057616097
VPT 64_XX	68	1	8595057616103
VPT 68_XX	73	1	8595057616110
VPT 79_XX	79,5	1	8595057616127
VPT 97_XX	105	1	8595057616134

Parts needed for setting up the drill



universal carrier	saw-drill					for boxes
	VPTU	VPT 40	VPT 64	VPT 68	VPT 79	
X	X					KT 250/L, KO 110/L, KO 125/1L, KO 180/LD
X					X	KO 97/LD
X			X			KUL 68-45/LD, KUL 68-45/LD2, KU 68 LD/1HF, KUH 1/L, KPR 68/71L, KPRL 68-70/LD, KU 68/71L1, KPM 64/LU, KPZ-1, KPZ 68-45, KPZ 68-60, KPZ 68-50/2, KPZ 68-50/3
X		X				KPL 64-45/LD, KPL 64-50/LD, KPRL 64-60/LD, KPL 64-50/2LD, KPL 64-50/3LD, KPL 64-50/4LD, KPL 64-50/5LD, KP 64/LD HF, KPL 64-40/LD, KPL 64-50/LD HF, KPRL 64-60/LD HF, KPL 64-50/2LD HF, KPL 64-50/3LD HF
X				X		KI 68 L/1

VDS 68

- drill for hollow walls

- ▶ Complete set for the most common wiring boxes.
- ▶ Minimum diameter of chuck and of drilling machine is 11 mm.





item	 mm	 pcs	EAN	parts of configuration	for boxes
VDS 68_XX	73	1	8595057658967	VPTU + VPT 68	KUL 68-45/LD, KUL 68-45/LD2, KUH 1/L, KU 68 LD/1HF, KPR 68/71L, KU 68/71L1, KPRL 68-70/LD, KPZ-1, KPZ 68-45, KPZ 68-60, KPZ 68-50/2, KPZ 68-50/3

FR 68 SDS

- non-hammered masonry cutter

- ▶ Cutter intended for non-impact drilling in brickwork or aerated cement.
- ▶ SDS plus clamping system.
- ▶ For boxes KU 68, KP 68, and KP 64/....



item	 mm	 pcs	EAN
FR 68 SDS_XX	80	1	8595057615915



KOPOBOX[®]

SOLUTIONS FOR
YOUR FLOOR



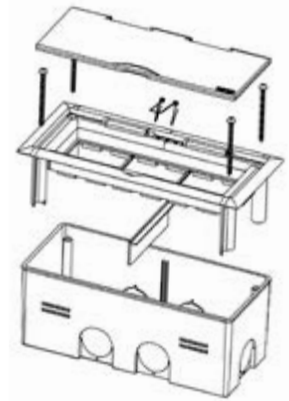
KOPOBOX MINI B

- the configuration of multi-purpose device box



PC-ABS -5 - +60°C 850°C A1 - F 30 sec. IP20

- ▶ The dimension of completed configuration: 175 x 80 x 68 mm.
- ▶ The configuration is intended for assembling to/under parget or to concrete floors.
- ▶ Prior to installation of assembling box there is necessary to insert the distance rail, which is replaced upon the plaster induration.
- ▶ Subgrade assembling box puts down into plaster seam. During the completion the assembling box is subsequently shouldered by KOPOBOX MINI box frame.
- ▶ It enables the assembling of modular devices of 3 pcs 45x45, or 6 pcs 22,5x45 or their combination.
- ▶ Suitable for QUADRO instruments (pg. 2-48), tailor-made for KOPOS products. Installation of instruments made by ABB, Legrand, PEHA, Simon connect, Schneider Electric is also possible.
- ▶ Max. load: 1000 N to total surface of cover (lid + frame).



item	description		EAN
KOPOBOX MINI B_HB	the color of perspective parts (lid + frame) - white RAL 9003	1	8595568920065
KOPOBOX MINI B_KB	the color of perspective parts (lid + frame) - light grey RAL 7035	1	8595568920072

- montage



KOPOBOX MINI L

- the configuration of multi-purpose device box



PC-ABS -5 - +60°C 850°C A1 - F 30 sec. IP20

- ▶ The dimension of completed configuration: 175 x 80 x 75 mm.
- ▶ Opening dimensions for cutting: 163 x 67 mm.
- ▶ The configuration is intended for assembling to furniture, into the hollow walls or to double floors.
- ▶ Box KOPOBOX MINI L there is possible to assemble to the thickness of the desks from 9 till 38 mm.
- ▶ Fast assembling by help of fixation lugs.
- ▶ The bottom cover box enables the fixation of cables against their rapture.
- ▶ KOPOBOX MINI L enables the assembling of modular devices of 3 pcs 45x45 or 6 pcs 22,5x45 or their combination.
- ▶ Suitable for QUADRO instruments (pg. 2-48), tailor-made for KOPOS products. Installation of instruments made by ABB, Legrand, PEHA, Simon connect, Schneider Electric is also possible.



item	description		EAN
KOPOBOX MINI L_HB	the color of perspective parts (lid + frame) - white RAL 9003	1	8595568920041
KOPOBOX MINI L_KB	the color of perspective parts (lid + frame) - light grey RAL 7035	1	8595568920058
KOPOBOX MINI L_N1B	the color of perspective parts (lid + frame) - titanium, upon request	1	8595568921895

- montage





KOPOBOX MINI P

- the configuration of multi-purpose device box



PC-ABS -5 - +60°C 850°C A1 - F 30 sec. IP20

- ▶ The dimension of completed configuration: 175 x 80 x 50 mm.
- ▶ The configuration is intended for assembling into the parapet trunkings PK 110X65 D, PK 130X65 D, PK 170X65 D, PK 210X70 D, PK 110X65 D HF a PK 170X65 D HF.
- ▶ The bottom cover box enables the fixation of cables against their rapture.
- ▶ KOPOBOX MINI P enables the assembling of modular devices of 3 pcs 45x45 or 6 pcs 22,5x45 or their combination.
- ▶ Suitable for QUADRO instruments (pg. 2-48), tailor-made for KOPOS products. Installation of instruments made by ABB, Legrand, PEHA, Simon connect, Schneider Electric is also possible.



item	description		EAN
KOPOBOX MINI P_HB	the color of perspective parts (lid + frame) - white RAL 9003	1	8595568920089

- montage



1

2

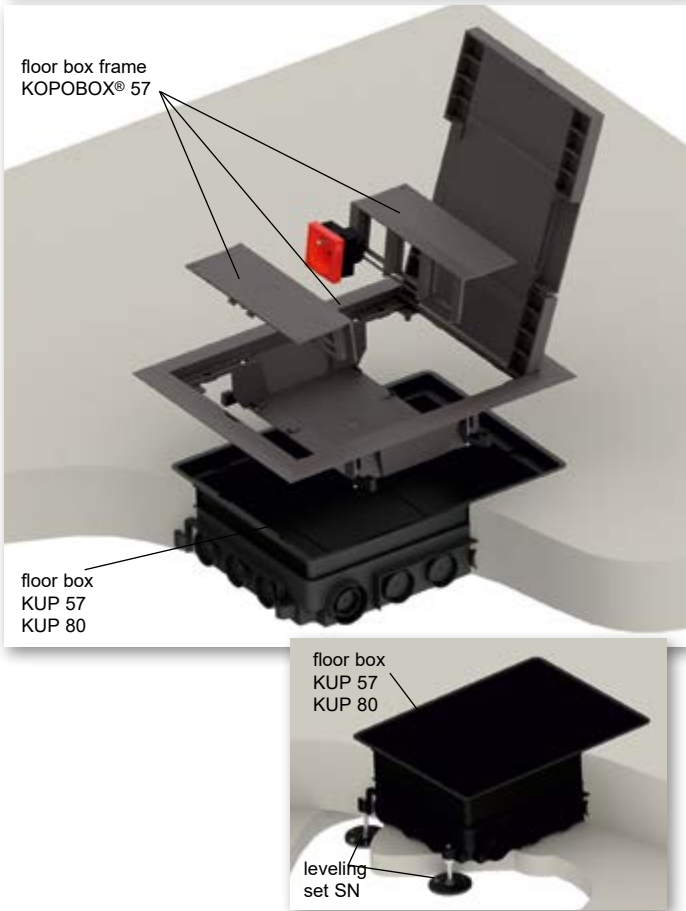
3

4

5

index

KOPOBOX® 57 - floor box assembly for 6 modular devices - use in concrete floor



The complete set of a floor box composed of KOPOBOX® 57 and KUP 57 or KUP 80 is designated for the assembly of the modular devices 45 x 45 mm. The mounting feet (designed for doubled floors) are not used during the installation of the box KOPOBOX® 57 into KUP.

Instructions for the assembly of KOPOBOX® 57:

Installation box KUP 57 is suitable for the concrete layers from 57 mm up to 75 mm, KUP 80 is suitable for the concrete layers from 80 up to 95 mm. There is necessary to fix the installation box on the background surface. The height of the box can be adjusted by raising of insertion in range from 57 up to 75 mm (KUP 57) or from 80 up to 95 mm (KUP 80) with screws.

In case of concrete layer higher than 75 mm (KUP 57) or 95 mm (KUP 80) is necessary to use and levelling set SN (4 pcs) anchored to the surface. The leveling set enable to increase the height of the box for concreting by up to 35 mm.

Universal KUP boxes are designed for installation of electrical pipes or floor ducts PUK 38X150 S1. Every single input together with raising insertion for height setting must be sealed to avoid breaking the concrete into the box.

During concreting it is necessary to use the cover plate (part of the package KUP) against filling the box with concrete mixture. After hardening of the concrete mixture to remove the cover boards of floor box KUP. Floor box KUP after laying the final coverings fitted with a frame KOPOBOX® 57. Fixing frame KOPOBOX® 57 is using the enclosed screw diameter 3,9x13. In case of higher floor covering use the included screws diameter 3,9x19. Into frame KOPOBOX® 57 are installed holders of the devices and implement the electrical modular devices.

KOPOBOX® 57 is mainly designed for cables with direct plugs. Use of cables with indirect plugs is limited. Use of adapters and chargers is limited by their size.

It is possible to install QUADRO modular instruments in the system (pg. 2-48), or instruments with compatible construction, e.g. those made by ABB, PEHA, Legrand, OBO Bettermann, Schneider Electric.

The cover of the frame is determined for floor covering with highest layer of 7 mm. Considering IP30, the box is not suitable to be moistened with the floor cleaning machines. Recommended floor covering are carpets or floating wooden floors.

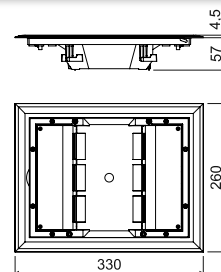
Floor boxes KOPOBOX® are designed for a maximum load of 1500 N.

See assembly video at www.kopos.com

KOPOBOX® 57 - floor box frame



- ▶ Designed for installation into the universal floor box KUP 57 or KUP 80.
- ▶ It is possible to assemble QUADRO modular instruments of 45 x 45 mm (max 6 pcs - pg. 2-48) 45 x 45 mm (max. 6 pcs), or instruments with compatible construction, e.g. those made by ABB, PEHA, Legrand, OBO Bettermann, Schneider Electric;
- ▶ Reinforcement of the lid by the sheet ensures its high mechanical strength while maintaining the possibility of inserting the final floor covering at a height of max. 7 mm.
- ▶ The lid has 2 tilt flaps enabling the outlet of the cables from the box.
- ▶ Included are screws for attaching the frame to the floor box KUP.
- ▶ KOPOBOX® comes in dark grey as a standard. For orders over 500 pieces we can supply different RAL colour (except for actual device carriers).
- ▶ The frame is separately applied for double floors with a thickness of 10-40 mm, the proposition of hole to insert the floor box is 218 x 288 mm.



item	description		EAN
KOPOBOX 57_LB	color - dark grey RAL 7012	1	8595057690721

- accessories



QP, QS
pg. 2-48

QD
pg. 2-49



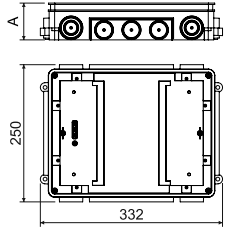
KUP - universal floor box



MAT

PA -5 - +105°C 850°C A1 - F 30 sec.

- ▶ The box is designed for concrete floors. After hardening of the concrete mixture, the floor box KOPOBOX® is installed.
- ▶ KUP 57 is designed for a concrete layer of 57 - 75 mm. KUP 80 is designed for concrete layer 80 - 95 mm. The desired height of the box is adjusted by raising the internal insert using screws in the corners of the box.
- ▶ With a SN-leveling set, it is possible to increase the height for concreting by up to 35 mm.
- ▶ The box is designed for wiring pipes and PUK floor canal.
- ▶ The package includes a cover plate to prevent the box from being poured over with concrete.



item	A mm	description		EAN
KUP 57_FB	57 - 75	color - black	1	8595057690745
KUP 80_FB	80 - 95	color - black	1	8595057690752

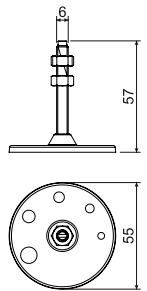
SN - leveling set



MAT

PE -5 - +105°C 850°C A1 - F 30 sec.

- ▶ To set the exact height of the universal box KUP 57 or KUP 80 when pouring into concrete floors. It allows to raise the height of the concrete by up to 35 mm.
- ▶ To prevent wash-up with concrete, fix the box using M6 nuts - included in the package.
- ▶ The leveling set includes 4 adjustable elements (in each corner of the KUP box).
- ▶ Groove for screwing allowing comfortable and precise height adjustment.



item	description		EAN
SN_XX	the package includes 4 pieces - for all corners of the box	1; 90	8595057690844



1

2

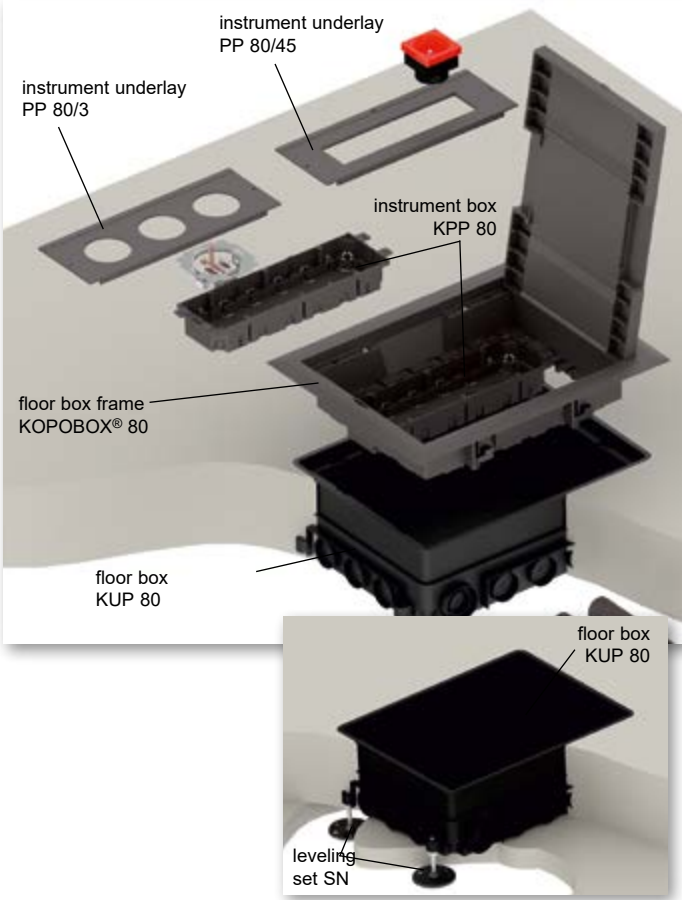
3

4

5

index

KOPOBOX® 80 - floor box assembly for 6 classic or 8 modular devices - use in concrete floor



The complete set of the floor box composed of KOPOBOX® 80 and KUP 80 is designated for the installation of classic and also modular devices. The selection of the type of devices being installed is given by the type of the devices underlay. The mounting feet (designed for doubled floors) are not used during the installation of the box KOPOBOX® 80 into KUP 80.

Instructions for the assembly of KOPOBOX® 80:

Installation box KUP 80 is suitable for the concrete layers from 80 mm up to 95 mm. There is necessary to fix the installation box on the background surface. The height of the box can be adjusted by raising of insertion in range from 80 up to 95 mm with screws.

In case of concrete layer higher than 95 mm there is necessary to use and levelling set SN (4 pcs) anchored to the surface. The leveling set enable to increase the height of the box for concreting by up to 35 mm.

Universal KUP boxes are designed for installation of electrical pipes or floor ducts PUK 38X150 S1. Every single input together with raising insertion for height setting must be sealed to avoid breaking the concrete into the box.

During placement of concrete it is necessary to use and cover board (included KUP 80) to prevent the box from being filled with concrete. After the concrete mix hardens and the cover board is removed the floor box KUP 80 is fitted with and frame of the floor box KOPOBOX® 80. Subsequently the instrument boxes KPP 80 are inserted to the frame. On the base of installed apparatus, PP 80 instrument underlay should be used.

Modular devices (max. 8 modular devices 45x45):

- installation into KPP 80 + PP 80/45,
- installation directly on PP 80/45, while using the cross-piece PKUP.

Classic devices (max. 6 classic devices):

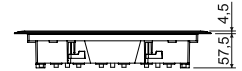
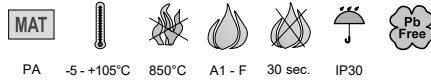
- installation into KPP 80 + PP 80/3 for the non-fitted assembly openings use the end cap ZPP.

KOPOBOX® 80 is mainly designed for cables with indirect plugs. Use of cables with direct plugs is limited and use of adapters and chargers is limited.

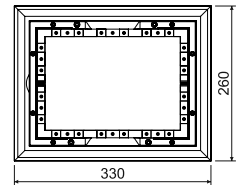
It is possible to install QUADRO modular instruments in the system (pg. 2-48), or instruments with compatible construction, e.g. those made by ABB, PEHA, Legrand, OBO Bettermann, Schneider Electric.

The cover of the frame is determined for floor covering with highest layer of 7 mm. Considering IP30, the box is not suitable to be moistened with the floor cleaning machines. Recommended floor covering are carpets or floating wooden floors. Floor boxes KOPOBOX® are designed for a maximum load of 1500 N. See assembly video at www.kopos.com

KOPOBOX® 80 - floor box frame



- ▶ Designed for installation into the universal floor box KUP 80.
- ▶ The use of KPP 80 instrument boxes (max 2 pcs) together with PP 80/3 instrument plates allows the assembly of standard instruments (max 6 pcs); with PP 80/45 instrument plates allows the assembly of QUADRO modular instruments (max 8 pcs - pg. 2-48) or instruments with compatible construction, e.g. those made by ABB, PEHA, Legrand, OBO Bettermann, Schneider Electric Altira.
- ▶ Reinforcement of the lid by the sheet ensures its high mechanical strength while maintaining the possibility of inserting the final floor covering at a height of max. 7 mm.
- ▶ The lid has 2 tilt flaps enabling the outlet of the cables from the box.
- ▶ Included are screws for attaching the frame to the floor box KUP.
- ▶ KOPOBOX® comes in dark grey as a standard. For orders over 500 pieces we can supply different RAL colour (except for actual device carriers).
- ▶ The frame is separately applied for double floors with a thickness of 10-40 mm, the proposition of hole to insert the floor box is 218 x 288 mm.



item	description		EAN
KOPOBOX 80_LB	color - dark grey RAL 7012	1	8595057690738

- accessories



1

2

3

4

5

index



KPP 80

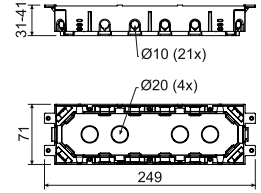
- instrument floor box



MAT

PA -5 - +105°C 850°C A1 - F 30 sec.

- ▶ Universal device box for mounting into KOPOBOX® 80 (max. 2 pcs).
- ▶ Device screws, cable link screws and cable fixing links are included.
- ▶ Depth of the box is adjustable by changing the position of the bottom.



item	description		EAN
KPP 80_LB	color - dark grey	1	8595057690769

1

2

3

PP 80/...

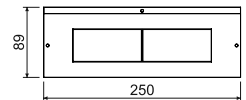
- instrument underlay



MAT

PA -5 - +105°C 850°C A1 - F 30 sec.

- ▶ Device plate is installed into the floor box KOPOBOX® 80 frame.
- ▶ Installation is recommended together with the device box KPP 80.
- ▶ When installing multiple modular devices, it is appropriate to remove the inner partition.
- ▶ External dimensions of other device pads are identical with the drawing.



item	description		EAN
PP 80/0_LB	full plate for covering the unoccupied parts of KOPOBOX®, color - dark grey	1; 100	8595057690783
PP 80/3_LB	plate for mounting up to 3 pcs of standard devices, color - dark grey	1; 100	8595057690790
PP 80/45_LB	serve for assembly of up to 4 QUADRO modular instruments (pg. 2-48), or instruments with compatible construction, e.g. those made by companies ABB, PEHA, Legrand, OBO Bettermann, Schneider Electric, color - dark grey	1; 100	8595057690806

4

5

index



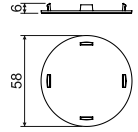
ZPP

- end cap



PA -5 - +105°C 850°C A1 - F 30 sec.

▶ To blind vacant holes on the device pad PP 80/3.



item	description		EAN
ZPP_LB	color - dark grey	1; 1800	8595057690820

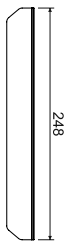
PKUP

- partition wall



PA -5 - +105°C 850°C A1 - F 30 sec.

▶ To divide the interior of KOPOBOX® 80.



item	description		EAN
PKUP_LB	color - dark grey	10; 480	8595057690837



KUP 80

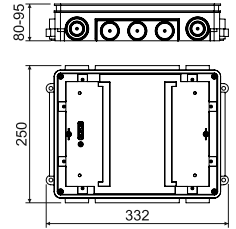
- universal floor box



MAT

PA -5 - +105°C 850°C A1 - F 30 sec.

- ▶ The box is designed for concrete floors. After hardening of the concrete mixture, the floor box KOPOBOX® is installed.
- ▶ KUP 80 is designed for concrete layer 80 - 95 mm. The desired height of the box is adjusted by raising the internal insert using screws in the corners of the box.
- ▶ With a SN-leveling set, it is possible to increase the height for concreting by up to 35 mm.
- ▶ The box is designed for wiring pipes and PUK floor canal.
- ▶ The package includes a cover plate to prevent the box from being poured over with concrete.



item	description		EAN
KUP 80_FB	color - black	1	8595057690752

SN

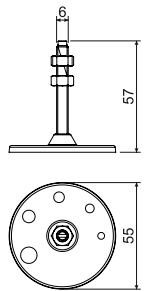
- leveling set



MAT

PE -5 - +105°C 850°C A1 - F 30 sec.

- ▶ To set the exact height of the universal box KUP 57 or KUP 80 when pouring into concrete floors. It allows to raise the height of the concrete by up to 35 mm.
- ▶ To prevent wash-up with concrete, fix the box using M6 nuts - included in the package.
- ▶ The leveling set includes 4 adjustable elements (in each corner of the KUP box).
- ▶ Groove for screwing allowing comfortable and precise height adjustment.



item	description		EAN
SN_XX	the package includes 4 pieces - for all corners of the box	1; 90	8595057690844



1

2

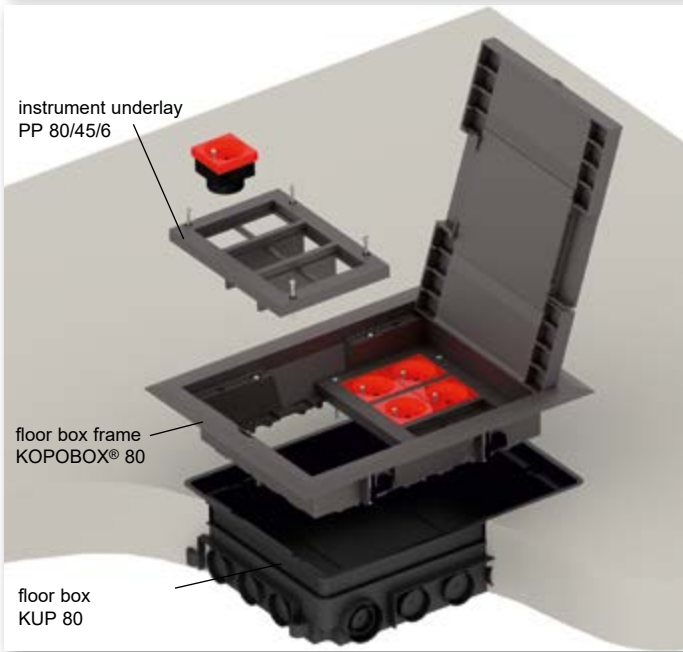
3

4

5

index

KOPOBOX® 80 - floor box assembly for 12 modular devices - use in concrete floor



The complete set of the floor box composed of KOPOBOX® 80 and KUP 80 is designated for the installation of classic and also modular devices 45x45. The mounting feet (designed for doubled floors) are not used during the installation of the box KOPOBOX® 80 into KUP 80.

Instructions for the assembly of KOPOBOX® 80:

Installation box KUP 80 is suitable for the concrete layers from 80 mm up to 95 mm. There is necessary to fix the installation box on the background surface. The height of the box can be adjusted by raising of insertion in range from 80 up to 95 mm with screws.

In case of concrete layer higher than 95 mm there is necessary to use and levelling set SN (4 pcs) anchored to the surface. The leveling set enable to increase the height of the box for concreting by up to 35 mm.

Universal KUP boxes are designed for installation of electrical pipes or floor ducts PUK 38X150 S1. Every single input together with raising insertion for height setting must be sealed to avoid breaking the concrete into the box.

During placement of concrete it is necessary to use and cover board (included KUP 80) to prevent the box from being filled with concrete. After the concrete mix hardens and the cover board is removed the floor box KUP 80 is fitted with and frame of the floor box KOPOBOX® 80. Afterwards, the PP 80/45/6 (max. 2 pieces) instrument washers are installed in the frame for the installation of modular devices 45x45 (max. 12 modules).

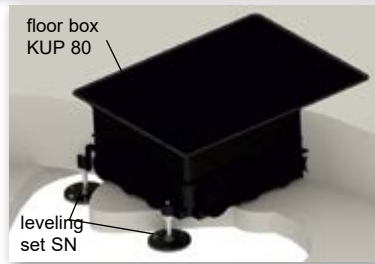
KOPOBOX® 80 is mainly designed for cables with indirect plugs. Use of cables with direct plugs is limited and use of adapters and chargers is limited.

It is possible to install QUADRO modular instruments in the system (pg. 2-48), or instruments with compatible construction, e.g. those made by ABB, PEHA, Legrand, OBO Bettermann, Schneider Electric.

The cover of the frame is determined for floor covering with highest layer of 7 mm. Considering IP30, the box is not suitable to be moistened with the floor cleaning machines. Recommended floor covering are carpets or floating wooden floors.

Floor boxes KOPOBOX® are designed for a maximum load of 1500 N.

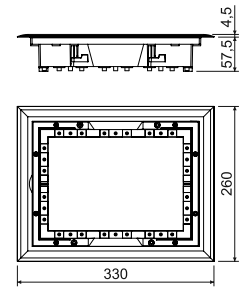
See assembly video at www.kopos.com



KOPOBOX® 80 - floor box frame



MAT PA -5 - +105°C 850°C A1 - F 30 sec. IP30



- ▶ Designed for installation into the universal floor box KUP 80.
- ▶ The use of PP 80/45/6 instrument pads (max. 2 pcs) allows the installation of modular QUADRO devices (max. 12 pcs) or devices of the same design, eg ABB, PEHA, Legrand, OBO Bettermann, Schneider Electric Altira.
- ▶ Reinforcement of the lid by the sheet ensures its high mechanical strength while maintaining the possibility of inserting the final floor covering at a height of max. 7 mm.
- ▶ The lid has 2 tilt flaps enabling the outlet of the cables from the box.
- ▶ Included are screws for attaching the frame to the floor box KUP.
- ▶ KOPOBOX® comes in dark grey as a standard. For orders over 500 pieces we can supply different RAL colour (except for actual device carriers).
- ▶ The frame is separately applied for double floors with a thickness of 10-40 mm, the proposition of hole to insert the floor box is 218 x 288 mm.



item	description		EAN
KOPOBOX 80_LB	color - dark grey RAL 7012	1	8595057690738

- accessories





PP 80/45/6

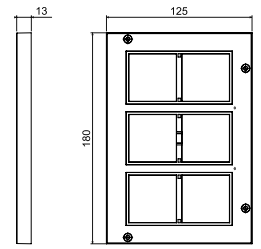
- instrument underlay



MAT

PA -5 - +105°C 850°C A1 - F 30 sec.

- ▶ The PP 80/45/6 instrument washer is installed in the frame of the KOPOBOX® 80 floor box (max. 2 pieces).
- ▶ When installing double modular devices, it is advisable to remove the inner partition.
- ▶ The pack includes 1 PP 80/45/6 instrument pad, 2 separating partitions and 4 mounting screws.
- ▶ The washer is designed for the installation of 6 modular QUADRO devices (pg. 2-48), or instruments with compatible construction, e.g. those made by ABB, PEHA, Legrand, OBO Bettermann, Schneider Electric.



item	description		EAN
PP 80/45/6_LB	color - dark grey RAL 7012	1	8595568930781

KUP 80

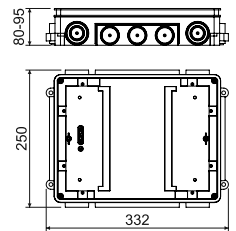
- universal floor box



MAT

PA -5 - +105°C 850°C A1 - F 30 sec.

- ▶ The box is designed for concrete floors. After hardening of the concrete mixture, the floor box KOPOBOX® is installed.
- ▶ KUP 80 is designed for concrete layer 80 - 95 mm. The desired height of the box is adjusted by raising the internal insert using screws in the corners of the box.
- ▶ With a SN-leveling set, it is possible to increase the height for concreting by up to 35 mm.
- ▶ The box is designed for wiring pipes and PUK floor canal.
- ▶ The package includes a cover plate to prevent the box from being poured over with concrete.



item	description		EAN
KUP 80_FB	color - black	1	8595057690752

SN

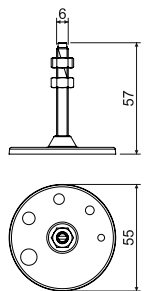
- leveling set



MAT

PE -5 - +105°C 850°C A1 - F 30 sec.

- ▶ To set the exact height of the universal box KUP 57 or KUP 80 when pouring into concrete floors. It allows to raise the height of the concrete by up to 35 mm.
- ▶ To prevent wash-up with concrete, fix the box using M6 nuts - included in the package.
- ▶ The leveling set includes 4 adjustable elements (in each corner of the KUP box).
- ▶ Groove for screwing allowing comfortable and precise height adjustment.



item	description		EAN
SN_XX	the package includes 4 pieces - for all corners of the box	1; 90	8595057690844

1

2

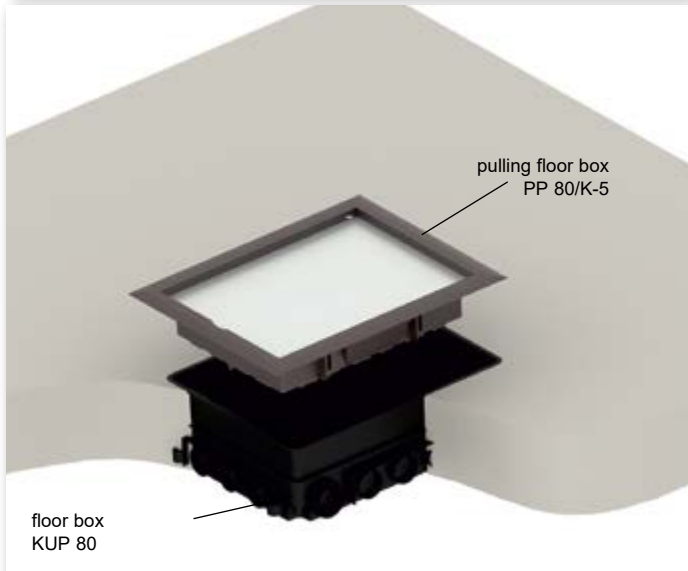
3

4

5

index

PP 80/K-5 - pulling floor box assembly (blind lid)



The complete assembly of the PP 80/K-5 and KUP 80 pulling floor boxes is designed for concrete floors where there is a need for branching or crossing.

Instructions for the assembly of PP 80/K-5:

Installation box KUP 80 is suitable for the concrete layers from 80 mm up to 95 mm. There is necessary to fix the installation box on the background surface. The height of the box can be adjusted by raising of insertion in range from 80 up to 95 mm with screws.

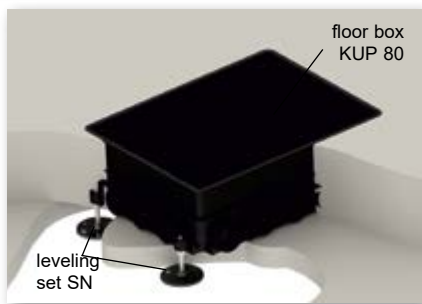
In case of concrete layer higher than 95 mm there is necessary to use and levelling set SN (4 pcs) anchored to the surface. The leveling set enable to increase the height of the box for concreting by up to 35 mm.

Universal KUP boxes are designed for installation of electrical pipes or floor ducts PUK 38X150 S1. Every single input together with raising insertion for height setting must be sealed to avoid breaking the concrete into the box.

During placement of concrete it is necessary to use and cover board (included KUP 80) to prevent the box from being filled with concrete. After hardening the concrete mixture and removing the cover plate, the floor box KUP 80 is fitted with a PP 80/K-5 stretch floor box.

The pulling floor box is designed for floor coverings with a maximum height of 8 mm. Considering IP30, the box is not suitable to be moistened with the floor cleaning machines. Recommended floor covering are carpets or floating wooden floors.

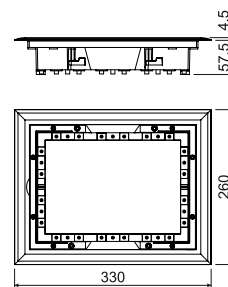
Floor boxes KOPOBOX® are designed for a maximum load of 1500 N.




PP 80/K-5 - pulling floor box



- ▶ Designed for installation into the floor box KUP 80.
- ▶ Use as a blind lid for pulling, branching or crossing the box cables is not intended for installation of devices.
- ▶ Additional installation of the devices is only possible when replacing the junction box behind the KOPOBOX® floor box.
- ▶ After installing the box, the final floor covering of a maximum height of 8 mm is laid on the support plate.
- ▶ The proposition of hole to insert the floor box is 218 x 288 mm.



item	description		EAN
PP 80/K-5_LB	color - dark grey RAL 7012	1	8595057699571



KUP 80

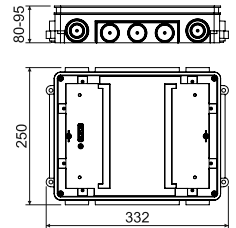
- universal floor box



MAT

PA -5 - +105°C 850°C A1 - F 30 sec.

- ▶ The box is designed for concrete floors. After hardening of the concrete mixture, the floor box KOPOBOX® is installed.
- ▶ KUP 80 is designed for concrete layer 80 - 95 mm. The desired height of the box is adjusted by raising the internal insert using screws in the corners of the box.
- ▶ With a SN-leveling set, it is possible to increase the height for concreting by up to 35 mm.
- ▶ The box is designed for wiring pipes and PUK floor canal.
- ▶ The package includes a cover plate to prevent the box from being poured over with concrete.



item	description		EAN
KUP 80_FB	color - black	1	8595057690752

SN

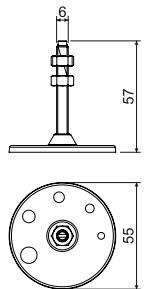
- leveling set



MAT

PE -5 - +105°C 850°C A1 - F 30 sec.

- ▶ To set the exact height of the universal box KUP 57 or KUP 80 when pouring into concrete floors. It allows to raise the height of the concrete by up to 35 mm.
- ▶ To prevent wash-up with concrete, fix the box using M6 nuts - included in the package.
- ▶ The leveling set includes 4 adjustable elements (in each corner of the KUP box).
- ▶ Groove for screwing allowing comfortable and precise height adjustment.



item	description		EAN
SN_XX	the package includes 4 pieces - for all corners of the box	1; 90	8595057690844



1

2

3

4

5

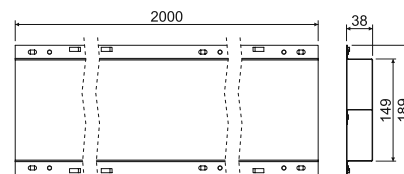
index

PUK 38X150 S1

- floor trunking



- ▶ The floor canal is designed to connect individual boxes of KUP 57 or KUP 80.
- ▶ Canal outputs are prepared to provide conductive coupling via the PLUK or PLUK1 connecting cable.
- ▶ When using the SN leveling set for KOPOBOX boxes, it is necessary to underlaid the floor trunking in a suitable way, or to use electroinstallation pipes for the connection.



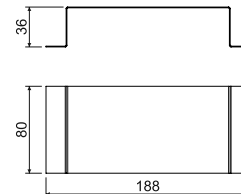
item	description		EAN
PUK 38X150 S1_S	galvanized Sendzimir	2; 240	8595568904416


SPUK

- coupling floor trunking



- ▶ The overlap joints of floor channels.
- ▶ Prevents ingress of concrete into channels.
- ▶ Attached to the floor with screws or gun nails.



item	description		EAN
SPUK_S	galvanized Sendzimir	1	8595568904423

PLUK

- connecting string

- ▶ Provides a conductive bonding of floor channels.



item	description		EAN
PLUK_XX	length 250 mm, to connect channels when coming out at an angle of 90°	10	8595568904430
PLUK 1_XX	length 550 mm, to connect channels when coming out at an angle of 180°	10	8595568904447



KOPOS

NEW

SYSTEM FOR CONCRETE INSTALLATION




www.kopos.com

System for cast concrete installation - magnet fixing



magnet SB-M1



- ▶ [fixing of boxes by magnet \(suitable for the production of prefabricated elements\)](#)
- ▶ [four types of device boxes](#)
- ▶ [sealed double-injection design](#)
- ▶ [71 mm spacing for combined frames and 90 mm spacing for individual devices](#)
- ▶ [halogen-free material](#)

▶ - montage



length of spacer bars = thickness of the wall to be built - 45 mm



SB-KP 60...



SB-KP 68...



length of spacer bars = thickness of the wall to be built - 70 mm



SB-KP 60-50/M

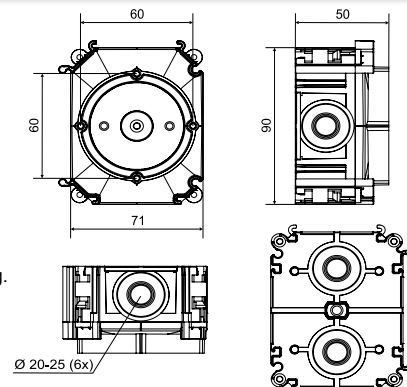
- device box for cast concrete installation, magnet fix



MAT

PP -25 - +60 (90)°C 650°C A1 71/90 Pb Free

- ▶ Device box for cast concrete installation depth 50 mm.
- ▶ Box lid designed for the SB-M1 magnet use to fix the box to the metal formwork.
- ▶ Possibility of fixing the box lid with nails or screws on wooden formwork.
- ▶ Sealed connection of the lid to the box.
- ▶ Inlets for pipes fitted with a sealing membrane against intrusion of the concrete mix.
- ▶ Possibility of fixed connection of the boxes at 71 mm and 90 mm spacing.
- ▶ Possibility of fixing the box to the reinforcement with SB-MK 1 mounting wings (not included).
- ▶ Possibility of using the box for double-sided mounting - using 6 mm KBP-8 steel bars (not included).



item	description		EAN
SB-KP 60-50/M_AB	5 pcs of boxes with lids in shrink wrap	5; 60	8595568938602

- accessories



SB-M1
pg. 1-116



SB-MK 1
pg. 1-114



SB-P 1
pg. 1-114



KBP-8
pg. 1-116



SB-ST 1
pg. 1-115



SB-H 50
pg. 1-115



NR 5X5
pg. 1-85



NRB 60..
pg. 1-116

SB-KP 60-70/M

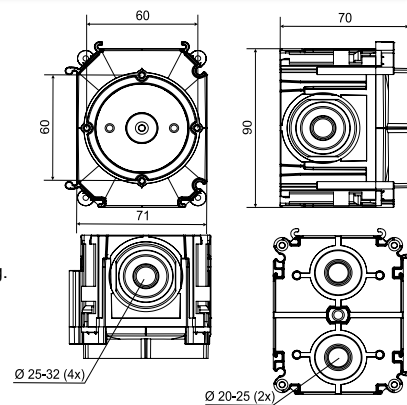
- device box for cast concrete installation, magnet fix



MAT

PP -25 - +60 (90)°C 650°C A1 71/90 Pb Free

- ▶ Device box for cast concrete installation depth 70 mm.
- ▶ Box lid designed for the SB-M1 magnet use to fix the box to the metal formwork.
- ▶ Possibility of fixing the box lid with nails or screws on wooden formwork.
- ▶ Sealed connection of the lid to the box.
- ▶ Inlets for pipes fitted with a sealing membrane against intrusion of the concrete mix.
- ▶ Possibility of fixed connection of the boxes at 71 mm and 90 mm spacing.
- ▶ Possibility of fixing the box to the reinforcement with SB-MK 1 mounting wings (not included).
- ▶ Possibility of using the box for double-sided mounting - using 6 mm KBP-8 steel bars (not included).



item	description		EAN
SB-KP 60-70/M_AB	5 pcs of boxes with lids in shrink wrap	5; 30	8595568938619

- accessories



SB-M1
pg. 1-116



SB-MK 1
pg. 1-114



SB-P 1
pg. 1-114



KBP-8
pg. 1-116



SB-ST 1
pg. 1-115



SB-H 70
pg. 1-115



NR 5X5
pg. 1-85



NRB 60..
pg. 1-116

1

2

3

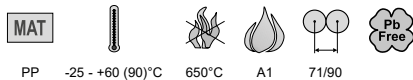
4

5

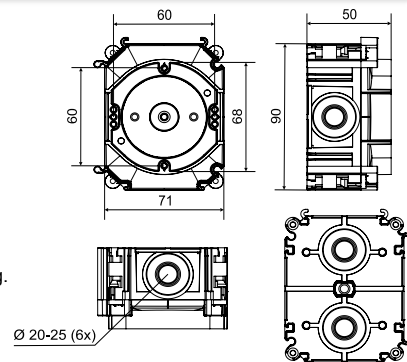
index

SB-KP 68-50/M

- device box for cast concrete installation, magnet fix



- ▶ Device box for cast concrete installation depth 50 mm.
- ▶ Box lid designed for the SB-M1 magnet use to fix the box to the metal formwork.
- ▶ Possibility of fixing the box lid with nails or screws on wooden formwork.
- ▶ Sealed connection of the lid to the box.
- ▶ Inlets for pipes fitted with a sealing membrane against intrusion of the concrete mix.
- ▶ Possibility of fixed connection of the boxes at 71 mm and 90 mm spacing.
- ▶ Possibility of fixing the box to the reinforcement with SB-MK 1 mounting wings (not included).
- ▶ Possibility of using the box for double-sided mounting - using 6 mm KBP-8 steel bars (not included).



item	description		EAN
SB-KP 68-50/M_AB	5 pcs of boxes with lids in shrink wrap	5; 60	8595568938640

- accessories



SB-M1
pg. 1-116



SB-MK 1
pg. 1-114



SB-P 1
pg. 1-114



KBP-8
pg. 1-116



SB-ST 1
pg. 1-115



SB-H 50
pg. 1-115



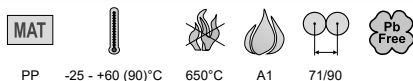
NR 5X5
pg. 1-85



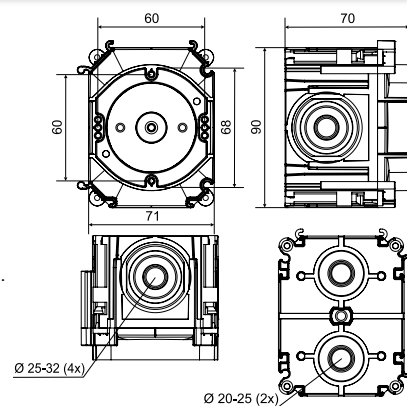
NRB 60..
pg. 1-116

SB-KP 68-70/M

- device box for cast concrete installation, magnet fix



- ▶ Device box for cast concrete installation depth 70 mm.
- ▶ Box lid designed for the SB-M1 magnet use to fix the box to the metal formwork.
- ▶ Possibility of fixing the box lid with nails or screws on wooden formwork.
- ▶ Sealed connection of the lid to the box.
- ▶ Inlets for pipes fitted with a sealing membrane against intrusion of the concrete mix.
- ▶ Possibility of fixed connection of the boxes at 71 mm and 90 mm spacing.
- ▶ Possibility of fixing the box to the reinforcement with SB-MK 1 mounting wings (not included).
- ▶ Possibility of using the box for double-sided mounting - using 6 mm KBP-8 steel bars (not included).



item	description		EAN
SB-KP 68-70/M_AB	5 pcs of boxes with lids in shrink wrap	5; 30	8595568938657

- accessories



SB-M1
pg. 1-116



SB-MK 1
pg. 1-114



SB-P 1
pg. 1-114



KBP-8
pg. 1-116



SB-ST 1
pg. 1-115



SB-H 70
pg. 1-115




NR 5X5
pg. 1-85



NRB 60..
pg. 1-116



System for cast concrete installation - fixing with nails




- ▶ [fixing of boxes with nails \(suitable for the production of site concrete - monolithic construction\)](#)
- ▶ [four types of device boxes](#)
- ▶ [sealed double-injection design](#)
- ▶ [71 mm spacing for combined frames and 90 mm spacing for individual devices](#)
- ▶ [halogen-free material](#)

▶ - montage



length of spacer bars = thickness of the wall to be built - 45 mm



length of spacer bars = thickness of the wall to be built - 70 mm



example of an assembly for direct mounting into a fitting using mounting wings

1

2

3

4

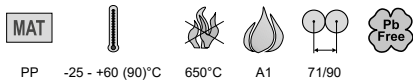
5

index



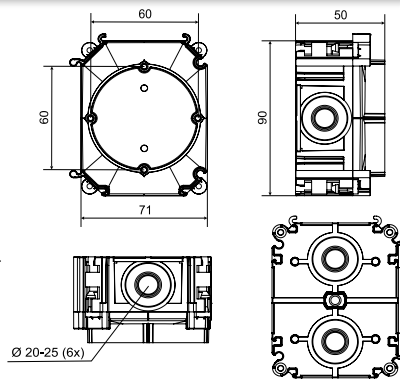
SB-KP 60-50/L

- device box for cast concrete installation, nail fix



PP -25 - +60 (90)°C 650°C A1 71/90

- ▶ Device box for cast concrete installation depth 50 mm.
- ▶ Box lid adapted for nailing or screwing to wooden formwork.
- ▶ Possibility of fixing the box lid with glue from a hot melt gun.
- ▶ Sealed connection of the lid to the box.
- ▶ Inlets for pipes fitted with a sealing membrane against intrusion of the concrete mix.
- ▶ Possibility of fixed connection of the boxes at 71 mm and 90 mm spacing.
- ▶ Possibility of fixing the box to the reinforcement with SB-MK 1 mounting wings (not included).
- ▶ Possibility of using the box for double-sided mounting - using 6 mm KBP-8 steel bars (not included).



item	description		EAN
SB-KP 60-50/L_AB	5 pcs of boxes with lids in shrink wrap	5; 60	8595568938626

- accessories



SB-MK 1
pg. 1-114

SB-P 1
pg. 1-114

KBP-8
pg. 1-116

SB-ST 1
pg. 1-115

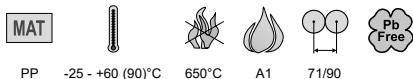
SB-H 70
pg. 1-115

NR 5X5
pg. 1-85

NRB 60..
pg. 1-116

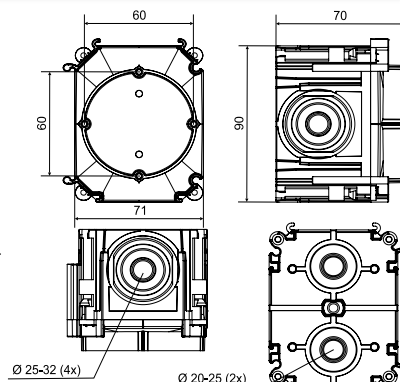
SB-KP 60-70/L

- device box for cast concrete installation, nail fix



PP -25 - +60 (90)°C 650°C A1 71/90

- ▶ Device box for cast concrete installation depth 70 mm.
- ▶ Box lid adapted for nailing or screwing to wooden formwork.
- ▶ Possibility of fixing the box lid with glue from a hot melt gun.
- ▶ Sealed connection of the lid to the box.
- ▶ Inlets for pipes fitted with a sealing membrane against intrusion of the concrete mix.
- ▶ Possibility of fixed connection of the boxes at 71 mm and 90 mm spacing.
- ▶ Possibility of fixing the box to the reinforcement with SB-MK 1 mounting wings (not included).
- ▶ Possibility of using the box for double-sided mounting - using 6 mm KBP-8 steel bars (not included).



item	description		EAN
SB-KP 60-70/L_AB	5 pcs of boxes with lids in shrink wrap	5; 30	8595568938633

- accessories



SB-MK 1
pg. 1-114

SB-P 1
pg. 1-114

KBP-8
pg. 1-116

SB-ST 1
pg. 1-115

SB-H 70
pg. 1-115

NR 5X5
pg. 1-85

NRB 60..
pg. 1-116



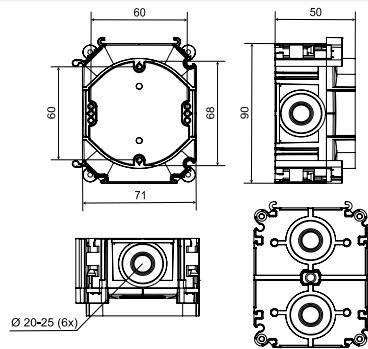
SB-KP 68-50/L

- device box for cast concrete installation, nail fix



MAT					
PP	-25 - +60 (90)°C	650°C	A1	71/90	Pb Free

- ▶ Device box for cast concrete installation depth 50 mm.
- ▶ Box lid adapted for nailing or screwing to wooden formwork.
- ▶ Possibility of fixing the box lid with glue from a hot melt gun.
- ▶ Sealed connection of the lid to the box.
- ▶ Inlets for pipes fitted with a sealing membrane against intrusion of the concrete mix.
- ▶ Possibility of fixed connection of the boxes at 71 mm and 90 mm spacing.
- ▶ Possibility of fixing the box to the reinforcement with SB-MK 1 mounting wings (not included).
- ▶ Possibility of using the box for double-sided mounting - using 6 mm KBP-8 steel bars (not included).



item	description		EAN
SB-KP 68-50/L_AB	5 pcs of boxes with lids in shrink wrap	5, 60	8595568938664

- accessories

SB-MK 1 pg. 1-114	SB-P 1 pg. 1-114	KBP-8 pg. 1-116	SB-ST 1 pg. 1-115	SB-H 70 pg. 1-115	NR 5X5 pg. 1-85	NRB 60.. pg. 1-116

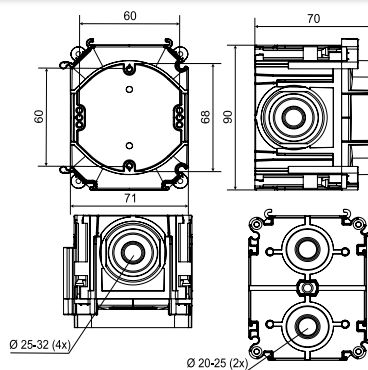
SB-KP 68-70/L

- device box for cast concrete installation, nail fix



MAT					
PP	-25 - +60 (90)°C	650°C	A1	71/90	Pb Free

- ▶ Device box for cast concrete installation depth 70 mm.
- ▶ Box lid adapted for nailing or screwing to wooden formwork.
- ▶ Possibility of fixing the box lid with glue from a hot melt gun.
- ▶ Sealed connection of the lid to the box.
- ▶ Inlets for pipes fitted with a sealing membrane against intrusion of the concrete mix.
- ▶ Possibility of fixed connection of the boxes at 71 mm and 90 mm spacing.
- ▶ Possibility of fixing the box to the reinforcement with SB-MK 1 mounting wings (not included).
- ▶ Possibility of using the box for double-sided mounting - using 6 mm KBP-8 steel bars (not included).



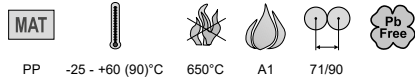
item	description		EAN
SB-KP 68-70/L_AB	5 pcs of boxes with lids in shrink wrap	5, 30	8595568938671

- accessories

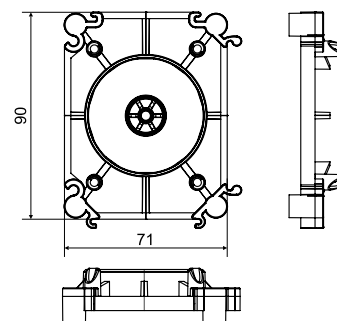
SB-MK 1 pg. 1-114	SB-P 1 pg. 1-114	KBP-8 pg. 1-116	SB-ST 1 pg. 1-115	SB-H 70 pg. 1-115	NR 5X5 pg. 1-85	NRB 60.. pg. 1-116

SB-P 1

- support



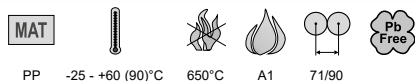
- ▶ Support for cast-in-place concrete for splitting the box between opposing formwork.
- ▶ Support adapted for the insertion of the SB-M1 adhesion magnet for fixing the box to the metal formwork.
- ▶ Possibility of fixing with nails or screws on wooden formwork.
- ▶ Possible to connect with 71 mm or 90 mm spacing.
- ▶ Allows fixing of the opposite box with 6mm KBP-8 steel bars (not included).



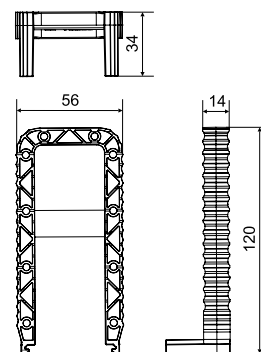
item	description		EAN
SB-P 1_KB	5pcs packed in plastic bag	5; 110	8595568938718

SB-MK 1

- mounting wings



- ▶ For direct fixing of boxes to steel fittings.
- ▶ Can be mounted on all sides of SB-KP boxes.
- ▶ Ensures the springing of the inserted assembly in the range of 15 to 30 mm or 30 to 50 mm, depending on the chosen orientation of the wing in the box.
- ▶ Fixing of the mounting wings with wires or by using tightening strips.
- ▶ Recommendation of 2 wings per box.



item	description		EAN
SB-MK 1_KB	10 mounting wings in shrink wrap	10; 210	8595568938725



SB-H

- ceiling hook



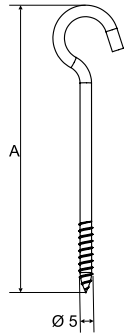
steel



-25 - +60 °C



- ▶ Hook for hanging the lighting.
- ▶ Two lengths of the hook according to the chosen depth of the box.
- ▶ Cover, insulating sleeve and screws included.
- ▶ Maximum load 25 kg.



item	description	A (mm)		EAN
SB-H 50_XX	ceiling hook for 50 mm deep boxes, 5 pcs packed in a plastic bag	50	5; 50	8595568938695
SB-H 70_XX	ceiling hook for 70 mm deep boxes, 5 pcs packed in a plastic bag	70	5; 50	8595568938701

SB-ST 1

- ceiling hook support



PA



-25 - +60 °C



650°C



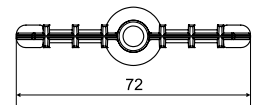
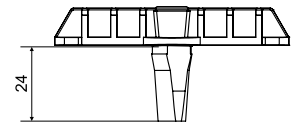
A1



71/90



- ▶ Ceiling hook support for light fixture.
- ▶ Can be installed in all box variants for cast concrete installation by screwing into the bottom before concreting.
- ▶ Maximum load 25 kg.



item	description		EAN
SB-ST 1_KB	5pcs packed in plastic bag	5; 60	8595568938688

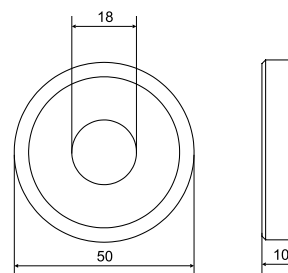
SB-M1

- magnet



-25 - +60°C

- ▶ Adhesion magnet for installation on steel formwork.
- ▶ Force 500 N.



item	description		EAN
SB-M1_XX	packed 1pc per carton	1	8595568937384

KBP-8

- steel rod



steel 3000



- ▶ To bracing the boxes between formwork walls when pouring concrete.
- ▶ Use together with lids and supports - see assembly diagrams.
- ▶ The rod must be cut to length - determining the length is specified for each assembly.

item	description		EAN
KBP-8_ZA	steel rod Ø 6 mm	3	8595057610231

NRB 60...

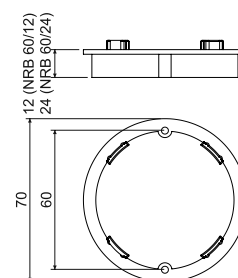
- extension frame into concrete



PE -5 - +60 (90)°C 650°C A1



- ▶ To adjust the box height when applying plaster.



item	description		EAN
NRB 60/12_AB	packed in bags of 10 pieces	10; 340	8595057616455
NRB 60/24_AB	packed in bags of 10 pieces	10; 160	8595057616462



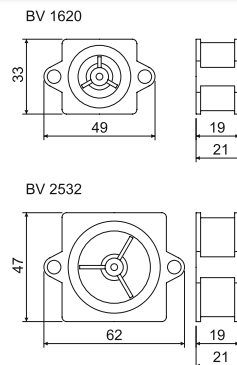
BV...

- bushing for pipes



MAT
 PP -5-+60 (90)°C 650°C A1

- ▶ The glands are fixed to the formwork using nails.
- ▶ After hardening of the concrete mixture, formwork is removed together with front lid.
- ▶ To introduce the pipe, use BK-type fittings as per pipe dimension:
 BV 1620 - fittings BK 16, BK 20,
 BV 2532 - fittings BK 25, BK 32, BK 16 CSN, BK 23



item	description		EAN
BV 1620_KA	for dimensioned pipes EN 16, 20	40; 560	8595057621985
BV 2532_KA	for dimensioned pipes EN 25, 32 a ČSN 16, 23	40; 280	8595057621992

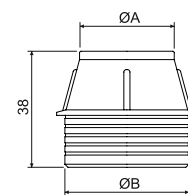
BK...

- ending for pipes



MAT
 PE -5-+60 (90)°C 650°C A1

- ▶ For insertion of pipes LPE-1 into the BV glands.



item	description	A (mm)	B (mm)		EAN
BK 16_AA	for dimensioned pipes EN 16	19	27	40; 600	8595057621688
BK 16 ČSN_AA	for dimensioned pipes ČSN 16	24	40	40; 320	8595057629165
BK 20_AA	for dimensioned pipes EN 20	23	27	40; 560	8595057621718
BK 23_AA	for dimensioned pipes ČSN 23	30	40	40; 280	8595057629158
BK 25_AA	for dimensioned pipes EN 25	28	40	40; 320	8595057621701
BK 32_AA	for dimensioned pipes EN 32	35	40	40; 320	8595057621695

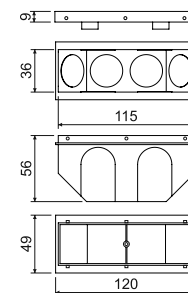
KBS-120

- spacer into concrete



MAT
 PE -5-+60 (90)°C 650°C A1

- ▶ For outlet of multiple piping into one place (e.g. at the location of future distribution systems).
- ▶ Box cover is fixed to the formwork using nails or screws.
- ▶ After solidification, remove the front rip-out part of the lid.



item	description		EAN
KBS-120_AB	packed in shrink foil, color - orange	10; 60	8595057624269

1
2
3
4
5
index





2

**WIRING TRUNKINGS
AND ACCESSORIES**

Wiring trunkings and accessories

Produced in compliance with ČSN EN 50 085-1 (ČSN 37 0100) and further applicable standards, specifications, and approved documentation.

The trunkings passed the resistance test to spread of flame in compliance with ČSN EN 50085-1 §13 and ČSN 33 2312 ed. 2.

According to ČSN EN 33 2312 ed. 2, the company KOPOS KOLÍN a.s. as manufacturer recommends the assembly of boxes on and into building materials with fire reaction class from A1 to F, in accordance with ČSN EN 13501-1.

The trunkings are resistant to aggressive and chemical environment (see pg. 5-4). The trunkings are not resistant to UV rays and they are not suitable for the outside environment. Covering grade up to IP 40. When the trunkings are fitted with a cover or instrument that has higher or equal protection IP 40, it applies for the trunkings as well. Only for low voltage use.

The trunking lids (covers) are manufactured together with the trunking and must be also assembled together with the trunking.

Trunkings and accessories for trunking distribution frame are usually supplied in a white colour RAL 9003. Selected trunkings are offered in other colors or imitation of a wood. Non-offered color shades are also possible upon agreement. The colour shades of trunkings of individual lots may vary.

The trunkings are supplied as standard in a length of 2 meters with a tolerance of $\pm 0.5\%$ at 20 °C

Electro-installation trunking (insertive, rectangular, halogen-free) and parapet canals with accessories can be installed in zones with explosion hazard of flammable gases (zone 2) and with the risk of explosion of flammable dusts (zone 22), installation must comply with EN 60079-14.

For the storage, EN 64 0090 applies.

Insertion trunkings	2-5
Snap-on trunkings	2-9
Angular trunkings	2-11
Elegant trunkings	2-23
Round trunkings	2-27
Corner trunking	2-30
Floor trunkings	2-31
Wiring trunkings and elegant wiring trunkings	2-34
Parapet trunkings	2-41
Modular devices QUADRO	2-48
Halogen-free trunkings	2-50
Partition walls	2-60
Shielding canals	2-62
Instrument carriers and accessories	2-63
Support rails	2-70
Distributing trunkings	2-71



All trunkings and respective accessories are in compliance with EU directions.



All trunkings and respective accessories (except for shielding canals and support trunkings) are in compliance with German electrical standard.

Icons - legend

MAT	material		area with a risk of explosion
	temperature resistance, scope of application (°C)		level of protection - IP classification
	flaming loop test (°C)		mechanical protection
	fire reaction class of underlying material		wiring trunkings with protective foil
	self-extinguishing		antibacteriality
	impact strength (J) very low = 0,5 J; low = 1 J; medium = 2 J		halogen-free material
	inside area (mm ²)		color
	allows to install double-socket		outer dimensions - width, height (mm)
	spacing when joining two boxes (mm)		inner dimensions - width, height (mm)
	allows installing wall socket 400 V / 16 A (32 A)		outside diameter (mm)
			package (m)



DO NOT GIVE BACTERIA A CHANCE

ANTIBACTERIAL PVC AND PC/ABS TRUNKINGS



RESISTANT TO:

ESCHERICHIA COLI | STAPHYLOCOCCUS AUREUS | KLEBSIEL/A PNEUMONIAE
PSEUDOMONAS AERUGINOSA | ENTEROCOCCUS FAECALIS | BACILLUS SUBTILIS
SALMONELLA ENTERICA | LEGIONELLA PNEUMOPHILA | CANDIDA ALBICANS


www.koppos.com



Meaning of used configurations

trunking	end	connecting	bending	branching	inner corner	outer corner	end left	end right
LV 18X13_SD	8731_SD	8732_SD	8733_SD	8734_SD	8735_SD	8736_SD	-	-
LV 18X13_TD	8731_I2	8732_I2	8733_I2	8734_I2	8735_I2	8736_I2	-	-
LHD 20X20_I1	8621_I1	8622_I1	8623_I1	8624_I1	8625_I1	8626_I1	-	-
LHD 20X20_I2	8621_I2	8622_I2	8623_I2	8624_I2	8625_I2	8626_I2	-	-
LHD 20X20_SD	8621_SD	8622_SD	8623_SD	8624_SD	8625_SD	8626_SD	-	-
LHD 20X20_TD	8621_I2	8622_I2	8623_I2	8624_I2	8625_I2	8626_I2	-	-
LHD 40X20_I1	8631_I1	8632_I1	8633_I1	8634_I1	8635_I1	8636_I1	-	-
LHD 40X20_I2	8631_I2	8632_I2	8633_I2	8634_I2	8635_I2	8636_I2	-	-
LHD 40X20_SD	8631_SD	8632_SD	8633_SD	8634_SD	8635_SD	8636_SD	-	-
LHD 40X20_TD	8631_I2	8632_I2	8633_I2	8634_I2	8635_I2	8636_I2	-	-
LHD 40X40_SD	8641_SD	8642_SD	8643_SD	8644_SD	8645_SD	8646_SD	-	-
LHD 40X40_TD	8641_I2	8642_I2	8643_I2	8644_I2	8645_I2	8646_I2	-	-
LP 35_I1	-	-	-	-	8865_I1	8866_I1	8861 L_I1	8861 P_I1
LP 35_I2	-	-	-	-	8865_I2	8866_I2	8861 L_I2	8861 P_I2
LP 35_SD	-	-	-	-	8865_SD	8866_SD	8861 L_SD	8861 P_SD
LP 35_TD	-	-	-	-	8865_I2	8866_I2	8861 L_I2	8861 P_I2

The covers with type I2 are suitable to trunkings with type TD.



1

2

3


4

5

index

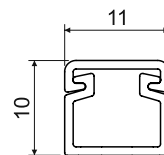



▶ **Wiring trunkings with protective foil**



- ▶ Protection against damage during the transport and installation.
- ▶ Protection against dirt and scratching.
- ▶ Lid coated for square trunkings up to LHD 40X40.
- ▶ Lid and sides coated for square trunkings larger than LHD 40X40.

▶ **LV 11X10**



PVC -5 - +60°C A1 - F 30 sec. 0,5 J 45 mm² IP 20

- ▶ The smallest dimension of trunkings produced in KOPOS KOLÍN a.s.
- ▶ Due to its dimensions, it is supplied without accessories.

item		L			EAN	note
		m	m			
LV 11X10_HD	white	2	150	carton	8595057608504	-
LV 11X10_P2	white	2	150	carton	8595057690936	self-adhesive tape

1

2

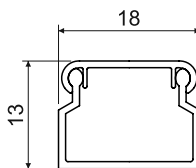

3

4

5

index

LV 18X13



- MAT
- 5 - +60°C
- 850°C
- A1 - F
- 30 sec.
- 0,5 J
- 145 mm²
-
- IP 40

- ▶ Standard shape.
- ▶ Designed for wall or ceiling mounting.
- ▶ Double lock on lid increasing the trunking's rigidity and ensuring stronger cover fixation.

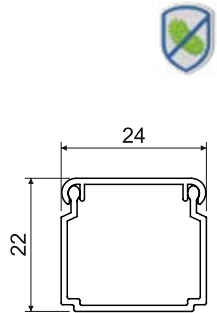
item		L			description	EAN	note
		m	m				
LV 18X13_HC	white	2	176	foil	8595057601659	without protective foil	
LV 18X13_HD	white	2	70	carton	8595057608511	with protective foil	
LV 18X13_P2	white	2	70	carton	8595057690943	self-adhesive tape	
LV 18X13_SD	light wood	2	70	carton	8595568903068	-	
LV 18X13_TD	dark wood	2	70	carton	8595568903075	-	



Accessories			
	item	package	EAN
end			
	8731_HB	10	8595057609303
	8731_I2	1	8595568906779
	8731_SD	1	8595568906762
connecting			
	8732_HB	10	8595057610330
	8732_I2	1	8595568909213
	8732_SD	1	8595568909206
bending			
	8733_HB	10	8595057610392
	8733_I2	1	8595568905499
	8733_SD	1	8595568905505
branching			
	8734_HB	10	8595057609327
	8734_I2	1	8595568909657
	8734_SD	1	8595568909640
inner corner			
	8735_HB	10	8595057610651
	8735_I2	1	8595568909633
	8735_SD	1	8595568909626
outer corner			
	8736_HB	10	8595057609341
	8736_I2	1	8595568909619
	8736_SD	1	8595568909602
grommet			
	8737_HB	10	8595057612143
			intended for transition to trunking box LK 80X16 T
grommet			
	8738_HB	10	8595057615311
			intended for transition to trunking box LK 80X20...
grommet			
	8739_HB	10	8595057611252
	8739_I2	1	8595568909107
	8739_SD	1	8595568909138
			intended for transition to trunking box LK 80X28...
raised grommet			
	8739_Z_HB	10	8595057614406
			intended for transition to trunking box LK 80X28 with PI insulation pad



LV 24X22



Accessories			
	item	package	EAN
end			
	8791_HB	10	8595057651609
connecting			
	8792_HB	10	8595057651616
bending			
	8793_HB	10	8595057651623
branching			
	8794_HB	10	8595057651630
inner corner			
	8795_HB	10	8595057651647
outer corner			
	8796_HB	10	8595057651654
grommet			
	8797_HB	10	8595057651661
	intended for transition to trunking box LK 80X28...		

- MAT
- 5 - +60°C
- 850°C
- A1 - F
- 30 sec.
- 0,5 J
- 400 mm²
- IP 40

- ▶ Standard shape.
- ▶ Designed for wall or ceiling mounting.
- ▶ Double lock on lid increasing the trunking's rigidity and ensuring stronger cover fixation.

item		L			description	EAN	note
		m	m				
LV 24X22_HC	white	2	96		foil	8595057601673	without protective foil
LV 24X22_HD	white	2	40		carton	8595057609532	with protective foil
LV 24X22_P2	white	2	30		carton	8595057690950	self-adhesive tape

1

2

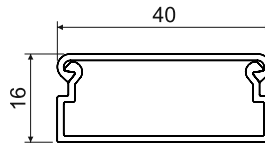

3

4

5

index

LV 40X15



PVC -5 - +60°C 850°C A1 - F 30 sec. 0,5 J 540 mm² IP 40

- ▶ Standard shape.
- ▶ Designed for wall or ceiling mounting.
- ▶ Also available are accessories for instrument installation.



item		L			EAN	note
		m	m			
LV 40X15_HD	white	2	30	carton	8595057609433	with protective foil
LV 40X15_P2	white	2	30	carton	8595057690967	self-adhesive tape

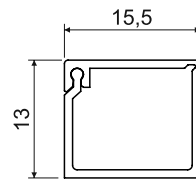

Accessories			
	item	package	EAN
end			
	8711_HB	10	8595057608696
connecting			
	8714_HB	10	8595057611849
bending			
	8716_HB	10	8595057611559
branching			
	8715_HB	10	8595057610040
inner corner			
	8713/2_HB	10	8595057610354
outer corner			
	8712/2_HB	10	8595057610613
raised grommet			
	8717_HB	10	8595057610620
intended for transition to trunking box LK 80X16 with PI insulation pad			
grommet			
	8719_HB	10	8595057608719
intended for transition to trunking box LK 80X28...			
raised grommet			
	8719_Z_HB	10	8595057614420
intended for transition to trunking box LK 80X28 with PI insulation pad			
instrument carrier			
	PN 40X15_HB	10	8595057610569
more information on pg. 2-63			



LZ 15X12





Accessories			
	item	package	EAN
grommet			
	8819_HB	10	8595057612679
	intended for transition to trunking box LK 80X28...		
transition branching			
	8824/41_HB	10	8595057612693
	intended for transition to trunking LP 80X25...		



-  MAT
-  -5 - +60°C
-  850°C
-  A1 - F
-  30 sec.
-  1 J
-  140 mm²
- 
-  IP 40

► One side of the lid is a part of the trunking body, the second side of the lid can be simply snapped on, it is fitted with double lock increasing the trunking's rigidity and ensuring stronger cover fixation.

item	 color	L		 description	EAN
		m	m		
LZ 15X12_HD	white	2	96	carton	8595057612426

1

2

3



4

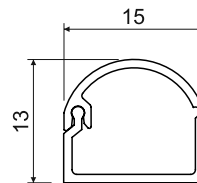

5

index



LZK 15X12



Accessories			
	item	package	EAN
grommet			
	8809_HB	10	8595057612686
intended for transition to trunking box LK 80X28...			
transition branching			
	8824/40_HB	10	8595057612709
intended for transition to trunking LP 80X25...			

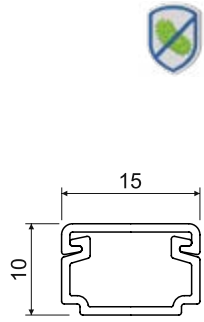



- ▶ One side of the rounded lid is a part of the trunking body, the second side of the lid can be simply snapped on, it is fitted with double lock increasing the trunking's rigidity and ensuring stronger cover fixation.
- ▶ European Industrial design protection.

item		L			EAN	note
		m	m			
LZK 15X12_HD	white	2	96	carton	8595057620551	-
LZK 15X12_P2	white	2	96	carton	8595057690998	self-adhesive tape



LH 15X10



Accessories			
	item	package	EAN
end			
	8681_HB	10	8595057616813
connecting			
	8682_HB	10	8595057616806
bending			
	8683_HB	10	8595057616790
branching			
	8684_HB	10	8595057616783
inner corner			
	8685_HB	10	8595057616776
outer corner			
	8686_HB	10	8595057616769

- MAT
- 5 - +60°C
- 850°C
- A1 - F
- 30 sec.
- 0,5 J
- 104 mm²
- area with a risk of explosion
- IP 40
- IK06

- ▶ Standard shape.
- ▶ Designed for wall or ceiling mounting.

item		L			description	EAN	note
		m	m				
LH 15X10_HC	white	2	176	foil	8595057616516	without protective foil	
LH 15X10_HD	white	2	128	carton	8595057621374	with protective foil	
LH 15X10_P2	white	2	128	carton	8595057690974	self-adhesive tape	

1

2

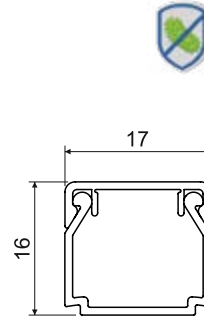

3

4

5

index

LHD 17X17



PVC -5 - +60°C 850°C A1 - F 30 sec. 0,5 J 190 mm² IP 40 IK06

- ▶ Standard shape.
- ▶ Designed for wall or ceiling mounting.
- ▶ Double lock on lid increasing the trunking's rigidity and ensuring stronger cover fixation.

Accessories			
	item	package	EAN
end			
	8671_HB	10	8595057616752
connecting			
	8672_HB	10	8595057616745
bending			
	8673_HB	10	8595057616738
branching			
	8674_HB	10	8595057616714
inner corner			
	8675_HB	10	8595057616721
outer corner			
	8676_HB	10	8595057616707

item		L			EAN	note
		m	m			
LHD 17X17_HC	white	2	176	foil	8595057616530	without protective foil
LHD 17X17_HD	white	2	70	carton	8595057619920	with protective foil
LHD 17X17_P2	white	2	70	carton	8595057691001	self-adhesive tape

1

2

3

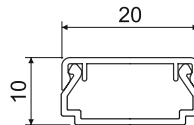

4

5

index



LHD 20X10



PVC -5 - +60°C 850°C A1 - F 30 sec. 0,5 J 140 mm² IP 40 IK06

- ▶ Standard shape.
- ▶ Designed for wall or ceiling mounting.
- ▶ Double lock on lid increasing the trunking's rigidity and ensuring stronger cover fixation.
- ▶ Products in black color (conf. FD and FB) are made of UV stable material.

Accessories			
	item	package	EAN
end			
	8921_HB	10	8595057619975
	8921_FB	10	8595568935182
connecting			
	8922_HB	10	8595057619982
	8922_FB	10	8595568935199
bending			
	8923_HB	10	8595057619999
	8923_FB	10	8595568935205
branching			
	8924_HB	10	8595057620001
	8924_FB	10	8595568935212
inner corner			
	8925_HB	10	8595057620018
	8925_FB	10	8595568935229
outer corner			
	8926_HB	10	8595057620025
	8926_FB	10	8595568935236
instrument carrier QUADRO			
	PNQ 20X10_HB	82	8595568927194
more information on pg. 2-63			

item		L			EAN	note
		m	m			
LHD 20X10_HD	white	2	96	carton	8595057620582	with protective foil
LHD 20X10_P2	white	2	96	carton	8595057691018	self-adhesive tape
LHD 20X10_FD	black	2	96	carton	8595568935175	with protective foil

material
 flaming loop test
 inside area
 IP classification
 with protective foil antibacterially

fire reaction class of underlying material
 self-extinguishing
 mechanical protection
 area with a risk of explosion
 package
 color

temperature resistance
 impact strength

1

2

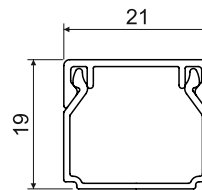
3

4

5

index

LHD 20X20



- ▶ Standard shape.
- ▶ Designed for wall or ceiling mounting.
- ▶ Double lock on lid increasing the trunking's rigidity and ensuring stronger cover fixation.
- ▶ Products in black color (conf. FD and FB) are made of UV stable material.

item	color	L		description	EAN	note
		m	m			
LHD 20X20_HC	white	2	98	foil	8595057608894	without protective foil
LHD 20X20_HD	white	2	48	carton	8595057609617	with protective foil
LHD 20X20_P2	white	2	48	carton	8595057691025	self-adhesive tape
LHD 20X20_I1	pink birch	2	24	carton	8595057656659	-
LHD 20X20_I2	dark oak	2	24	carton	8595057656666	-
LHD 20X20_SD	light wood	2	48	carton	8595568903044	-
LHD 20X20_TD	dark wood	2	48	carton	8595568903051	-
LHD 20X20_FD	black	2	48	carton	8595568935243	with protective foil

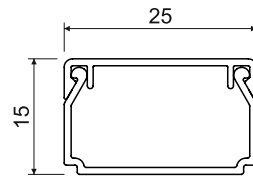


Accessories			
	item	package	EAN
end			
	8621_HB	10	8595057609754
	8621_I1	1	8595057656734
	8621_I2	1	8595057656741
	8621_SD	1	8595568909220
	8621_FB	10	8595568935250
connecting			
	8622_HB	10	8595057609778
	8622_I1	1	8595057656758
	8622_I2	1	8595057656765
	8622_SD	1	8595568905437
	8622_FB	10	8595568935267
bending			
	8623_HB	10	8595057610941
	8623_I1	1	8595057656772
	8623_I2	1	8595057656789
	8623_SD	1	8595568910318
	8623_FB	10	8595568935274
branching			
	8624_HB	10	8595057610552
	8624_I1	1	8595057656796
	8624_I2	1	8595057656802
	8624_SD	1	8595568910325
	8624_FB	10	8595568935281
inner corner			
	8625_HB	10	8595057611825
	8625_I1	1	8595057656826
	8625_I2	1	8595057656833
	8625_SD	1	8595568910332
	8625_FB	10	8595568935298
outer corner			
	8626_HB	10	8595057611214
	8626_I1	1	8595057656840
	8626_I2	1	8595057656857
	8626_SD	1	8595568910349
	8626_FB	10	8595568935304
grommet			
	8629_HB	10	8595057608535
	8629_I1	1	8595568909060
	8629_I2	1	8595568909091
	8629_SD	1	8595568909121
	8629_FB	1	8595568936219
intended for transition to trunking box LK 80X28...			
transition branching			
	8824/12_HB	10	8595057611191
	intended for transition to trunking LP 80X25		

1
2
3
4
5
index



LHD 25X15



Accessories			
	item	package	EAN
end			
	8691_HB	10	8595057616622
connecting			
	8692_HB	10	8595057616615
bending			
	8693_HB	10	8595057616608
branching			
	8694_HB	10	8595057616592
inner corner			
	8695_HB	10	8595057616585
outer corner			
	8696_HB	10	8595057616691

PVC -5 - +60°C 850°C A1 - F 30 sec. 0,5 J 300 mm² IP 40 IK06

- ▶ Standard shape.
- ▶ Designed for wall or ceiling mounting.
- ▶ Double lock on lid increasing the trunking's rigidity and ensuring stronger cover fixation.

item		L			EAN	note
		m	m			
LHD 25X15_HD	white	2	50	carton	8595057620599	with protective foil
LHD 25X15_P2	white	2	50	carton	8595057691032	self-adhesive tape

1

2

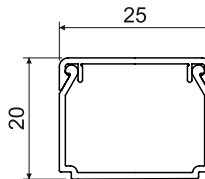
3

4

5

index

LHD 25X20



PVC -5 - +60°C 850°C A1 - F 30 sec. 0,5 J 400 mm² IP 40 IK06

- ▶ Standard shape.
- ▶ Designed for wall or ceiling mounting.
- ▶ Double lock on lid increasing the trunking's rigidity and ensuring stronger cover fixation.

Accessories			
	item	package	EAN
end			
	8911_HB	10	8595057616684
connecting			
	8912_HB	10	8595057616677
bending			
	8913_HB	10	8595057616660
branching			
	8914_HB	10	8595057616639
inner corner			
	8915_HB	10	8595057616646
outer corner			
	8916_HB	10	8595057616653

item		L			EAN	note
		m	m			
LHD 25X20_HD	white	2	40	carton	8595057616844	with protective foil
LHD 25X20_P2	white	2	40	carton	8595057691049	self-adhesive tape

1

2

3

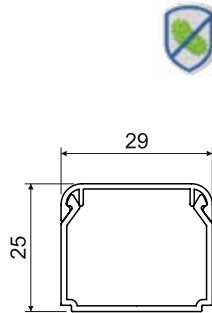
4

5

index



LHD 30X25



Accessories			
	item	package	EAN
end			
	8931_HB	10	8595057633889
connecting			
	8932_HB	10	8595057633896
bending			
	8933_HB	10	8595057633902
branching			
	8934_HB	10	8595057633919
inner corner			
	8935_HB	10	8595057633926
outer corner			
	8936_HB	10	8595057633933

MAT
 -5 - +60°C
 850°C
 A1 - F
 30 sec.
 0,5 J
 480 mm²
 IP 40
 IK06

- ▶ Standard shape.
- ▶ Designed for wall or ceiling mounting.
- ▶ Double lock on lid increasing the trunking's rigidity and ensuring stronger cover fixation.

item		L			EAN	note
		m	m			
LHD 30X25_HC	white	2	50	foil	8595057633858	without protective foil
LHD 30X25_HD	white	2	48	carton	8595057633872	with protective foil
LHD 30X25_P2	white	2	30	carton	8595057691056	self-adhesive tape

material
 fire reaction class of underlying material
 temperature resistance
 flaming loop test
 self-extinguishing
 impact strength
 inside area
 mechanical protection
 area with a risk of explosion
 IP classification
 package
 color
 with protective foil
 antibacterially

1

2

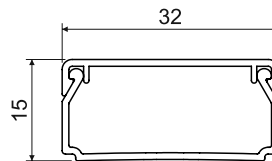
3

4

5

index

LHD 32X15



PVC -5 - +60°C 850°C A1 - F 30 sec. 0,5 J 340 mm² IP 40 IK06

- ▶ Standard shape.
- ▶ Designed for wall or ceiling mounting.
- ▶ Double lock on lid increasing the trunking's rigidity and ensuring stronger cover fixation.

item		L			EAN	note
		m	m			
LHD 32X15_HD	white	2	80	carton	8595057620605	with protective foil
LHD 32X15_P2	white	2	80	carton	8595057691063	self-adhesive tape

Accessories			
	item	package	EAN
end			
	8601_HB	10	8595057620032
connecting			
	8602_HB	10	8595057620049
bending			
	8603_HB	10	8595057620056
branching			
	8604_HB	10	8595057620063
inner corner			
	8605_HB	10	8595057620070
outer corner			
	8606_HB	10	8595057620087
instrument carrier QUADRO			
	PNQ 32X15_HB	80	8595568927187
more information on pg. 2-63			

1

2

3

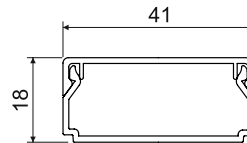


4

5

index



LHD 40X20



- MAT** PVC
- Temperature range: -5 - +60°C
- Flaming loop test: 850°C
- Fire reaction class: A1 - F
- Self-extinguishing: 30 sec.
- Impact strength: 0,5 J
- Inside area: 560 mm²
- IP classification: IP 40
- Mechanical protection: IK 06

- ▶ Standard shape.
- ▶ Designed for wall or ceiling mounting.
- ▶ Double lock on lid increasing the trunking's rigidity and ensuring stronger cover fixation.
- ▶ Products in black color (conf. FD and FB) are made of UV stable material.

item	color	L		description	EAN	note
		m	m			
LHD 40X20_HC	white	2	70	foil	8595057610163	without protective foil
LHD 40X20_HD	white	2	24	carton	8595057610170	with protective foil
LHD 40X20_P2	white	2	24	carton	8595057666023	self-adhesive tape
LHD 40X20_I1	pink birch	2	12	carton	8595057656673	-
LHD 40X20_I2	dark oak	2	12	carton	8595057656680	-
LHD 40X20_SD	light wood	2	24	carton	8595568903082	-
LHD 40X20_TD	dark wood	2	24	carton	8595568903099	-
LHD 40X20_FD	black	2	24	carton	8595568935311	with protective foil



Accessories			
	item	pack.	EAN
end			
	8631_HB	10	8595057610934
	8631_I1	1	8595057656888
	8631_I2	1	8595057656895
	8631_SD	1	8595568905918
	8631_FB	10	8595568935328
connecting			
	8632_HB	10	8595057609082
	8632_I1	1	8595057656901
	8632_I2	1	8595057656918
	8632_SD	1	8595568909909
	8632_FB	10	8595568935335
bending			
	8633_HB	10	8595057609020
	8633_I1	1	8595057656925
	8633_I2	1	8595057656932
	8633_SD	1	8595568905833
	8633_FB	10	8595568935342
branching			
	8634_HB	10	8595057608658
	8634_I1	1	8595057656949
	8634_I2	1	8595057656956
	8634_SD	1	8595568905444
	8634_FB	10	8595568935359
inner corner			
	8635_HB	10	8595057609105
	8635_I1	1	8595057656963
	8635_I2	1	8595057656970
	8635_SD	1	8595568909961
	8635_FB	10	8595568935366
outer corner			
	8636_HB	10	8595057610811
	8636_I1	1	8595057656987
	8636_I2	1	8595057656994
	8636_SD	1	8595568909183
	8636_FB	10	8595568935373
grommet			
	8639_HB	10	8595057608672
	8639_I1	1	8595568909084
	8639_I2	1	8595568909114
	8639_SD	1	8595568909145
	8639_FB	1	8595568936226
intended for transition to trunking box LK 80X28...			
instrument carrier			
	PN 40X20_HB	10	8595057610583
	PN 40X20_I1	1	8595057657021
	PN 40X20_I2	1	8595057657038
	PN 40X20_SD	1	8595568910370
more information on pg. 2-63			
instrument carrier QUADRO			
	PNQ 40X20_HB	66	8595568927200
	more information on pg. 2-63		

- material
- flaming loop test
- inside area
- IP classification
- fire reaction class of underlying material
- self-extinguishing
- mechanical protection
- package
- temperature resistance
- impact strength
- area with a risk of explosion
- color
- with protective foil
- antibacterially

1

2

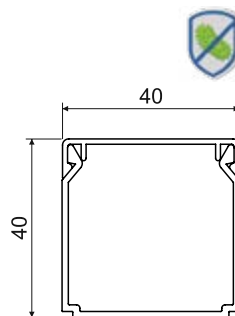
3

4

5

index

LHD 40X40



- MAT
- 5 - +60°C
- 850°C
- A1 - F
- 30 sec.
- 0,5 J
- 1300 mm²
- area with a risk of explosion
- IP 40
- IK06

- ▶ Standard shape.
- ▶ Designed for wall or ceiling mounting.
- ▶ Double lock on lid increasing the trunking's rigidity and ensuring stronger cover fixation.
- ▶ Products in black color (conf. FD and FB) are made of UV stable material.

item		L			EAN	note
		m	m	description		
LHD 40X40_HA	white	3	45	foil	8595057651685	without protective foil
LHD 40X40_HC	white	2	30	foil	8595057651678	without protective foil
LHD 40X40_HD	white	2	20	carton	8595057651692	with protective foil
LHD 40X40_P2	white	2	20	carton	8595057666030	self-adhesive tape
LHD 40X40_SD	light wood	2	20	carton	8595568903105	-
LHD 40X40_TD	dark wood	2	20	carton	8595568903112	-
LHD 40X40_FD	black	2	20	carton	8595568935380	with protective foil



Accessories

	item	package	EAN
end			
	8641_HB	10	8595057611023
	8641_I2	1	8595568905482
	8641_SD	1	8595568905475
	8641_FB	10	8595568935397
connecting			
	8642_HB	10	8595057611931
	8642_I2	1	8595568905536
	8642_SD	1	8595568905529
	8642_FB	10	8595568935403
bending			
	8643_HB	10	8595057611986
	8643_I2	1	8595568905826
	8643_SD	1	8595568905819
	8643_FB	10	8595568935410
branching			
	8644_HB	10	8595057612020
	8644_I2	1	8595568909893
	8644_SD	1	8595568909886
	8644_FB	10	8595568935427
inner corner			
	8645_HB	10	8595057613157
	8645_I2	1	8595568909978
	8645_SD	1	8595568909985
	8645_FB	10	8595568935434
outer corner			
	8646_HB	10	8595057614055
	8646_I2	1	8595568910042
	8646_SD	1	8595568910035
	8646_FB	10	8595568935441

- material
- flaming loop test
- inside area
- IP classification
- fire reaction class of underlying material
- self-extinguishing
- mechanical protection
- package
- temperature resistance
- impact strength
- area with a risk of explosion
- color
- with protective foil
- antibacterially

1

2

3

4

5

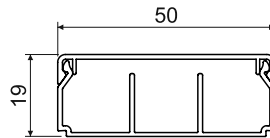
index



LHD 50X20





Accessories			
	item	package	EAN
end			
	8991_HB	10	8595568922380
connecting			
	8992_HB	10	8595568922397
bending			
	8993_HB	10	8595568922403
branching			
	8994_HB	10	8595568922410
inner corner			
	8995_HB	10	8595568922427
outer corner			
	8996_HB	10	8595568922434



- MAT
- 5 - +60°C
- 850°C
- A1 - F
- 30 sec.
- 0,5 J
- 770 mm²
- IP 40
- IK06

- ▶ Designed for wall or ceiling mounting.
- ▶ Double lock on lid increasing the trunking's rigidity and ensuring stronger cover fixation.
- ▶ Three options – without partition wall, with one partition wall, with two partition walls.

item		L			EAN	note
		m	m			
LHD 50X20_HD	white	2	32	carton	8595568922458	without partition wall
LHD 50X20/1_HD	white	2	32	carton	8595568923530	one partition wall
LHD 50X20/2_HD	white	2	32	carton	8595568923547	two partition walls



1

2

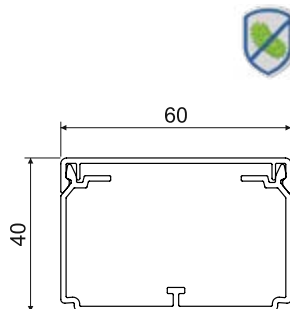

3

4

5

index

LH 60X40



MAT -5 - +60°C 850°C A1 - F 30 sec. 0,5 J 1870 mm² IP 40 IK06

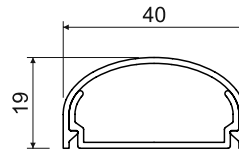
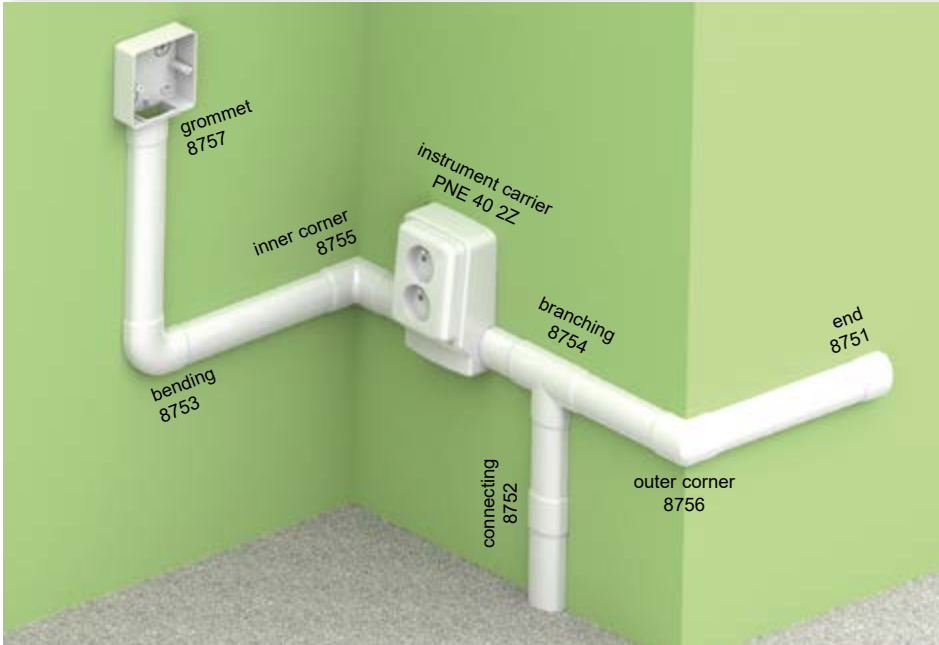
- ▶ Standard shape.
- ▶ Designed for wall or ceiling mounting.
- ▶ Double lock on lid increasing the trunking's rigidity and ensuring stronger cover fixation.
- ▶ Possibility to insert PEKD 40 partition wall.
- ▶ Spacers are included in the package – always 1 pc per 1 m.
- ▶ Products in black color (conf. FD and FB) are made of UV stable material.

item		L			EAN	note
		m	m			
LH 60X40_HC	white	2	24	foil	8595057610446	without protective foil
LH 60X40_HD	white	2	16	carton	8595057610491	with protective foil
LH 60X40_P2	white	2	16	carton	8595057666047	self-adhesive tape
LH 60X40_FD	black	2	16	carton	8595568935458	with protective foil

Accessories			
	item	package	EAN
end			
	8651_HB	10	8595057614109
	8651_FB	10	8595568935465
connecting			
	8652_HB	10	8595057613256
	8652_FB	10	8595568935472
bending			
	8653_HB	10	8595057614284
	8653_FB	10	8595568935489
bending round			
	8653R_HB	2	8595057698598
	8653R_FB	2	8595568935526
branching			
	8654_HB	10	8595057613270
	8654_FB	10	8595568935496
branching round			
	8654R_HB	2	8595057698604
	8654R_FB	2	8595568935533
inner corner (variable)			
	8655_HB	10	8595057614260
	8655_FB	10	8595568935502
outer corner (variable)			
	8656_HB	10	8595057614246
	8656_FB	10	8595568935519
spacer			
	RLH 60X40_HB	100	8595057610385
partition wall			
	PEKD 40_-C	20 m	8595057690448
	more information on pg. 2-60		



LE 40



PVC	-5 - +60°C	850°C	A1 - F	30 sec.	1 J	500 mm ²	IP 40	

- ▶ Elegant shape.
- ▶ Designed for wall mounting.
- ▶ Not to be mounted on the floor or to be loaded by being stepped on.
- ▶ Possibility to insert instrument carrier.

Accessories			
	item	package	EAN
end			
	8751_HB	2	8595057622166
connecting			
	8752_HB	2	8595057622173
bending			
	8753_HB	2	8595057622180
branching			
	8754_HB	2	8595057622197
inner corner			
	8755_HB	2	8595057622203
outer corner			
	8756_HB	2	8595057622210
grommet			
	8757_HB	2	8595057622227
intended for transition to trunking box LK 80X28...			
instrument carrier			
	PNE 40 2Z_HB	10	8595057652347
more information on pg. 2-64			

item		L			EAN	note
		m	m			
LE 40_HD	white	2	24	carton	8595057620827	with protective foil

1

2

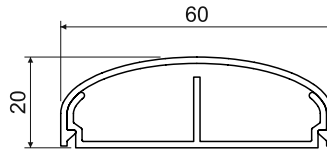


3

4

5

index

LE 60



MAT
 -5 - +60°C
 850°C
 A1 - F
 30 sec.
 1 J
 380; 380 mm²

 IP 40

- ▶ Elegant shape.
- ▶ Designed for wall mounting.
- ▶ Not to be mounted on the floor or to be loaded by being stepped on.
- ▶ Possibility to insert instrument carrier.

item		L			EAN	note
		m	m			
LE 60_HD	white	2	18	carton	8595057620889	with protective foil

Accessories			
	item	package	EAN
end			
	8761_HB	2	8595057622296
connecting			
	8762_HB	2	8595057622302
bending			
	8763_HB	2	8595057622319
branching			
	8764_HB	2	8595057622326
inner corner			
	8765_HB	2	8595057622333
outer corner			
	8766_HB	2	8595057622340
instrument carrier			
	PNE 60X20_HB	10	8595057627475
more information on pg. 2-64			
instrument carrier for mounting a double-socket			
	PNE 60X20 2Z_HB	10	8595057627482
more information on pg. 2-64			

1

2

3

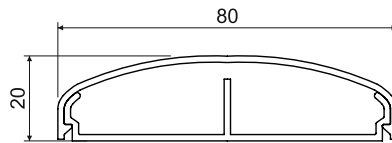
4

5

index



LE 80



MAT								
PVC	-5 - +60°C	850°C	A1 - F	30 sec.	1 J	420; 420 mm ²		IP 40

- ▶ Elegant shape.
- ▶ Designed for wall mounting.
- ▶ Not to be mounted on the floor or to be loaded by being stepped on.
- ▶ Possibility to insert instrument carrier.

Accessories			
	item	package	EAN
end			
	8771_HB	2	8595057621923
connecting			
	8772_HB	2	8595057621930
bending			
	8773_HB	2	8595057621947
branching			
	8774_HB	2	8595057621961
inner corner			
	8775_HB	2	8595057621954
outer corner			
	8776_HB	2	8595057621978
spacer			
	RLE 80_HB	10	8595057624702
instrument carrier			
	PNE 80X20_HB	10	8595057624689
more information on pg. 2-64			

item		L			EAN	note
		m	m			
LE 80_HD	white	2	20	carton	8595057620940	with protective foil

1

2

3

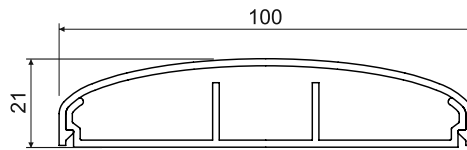
4

5

index



LE 100



- PVC
- 5 - +60°C
- 850°C
- A1 - F
- 30 sec.
- 1 J
- 380; 340; 380 mm²
- area with a risk of explosion
- IP 40

- ▶ Elegant shape.
- ▶ Designed for wall mounting.
- ▶ Not to be mounted on the floor or to be loaded by being stepped on.
- ▶ Possibility to insert instrument carrier.

Accessories			
	item	package	EAN
end			
	8781_HB	2	8595057622234
connecting			
	8782_HB	2	8595057622241
bending			
	8783_HB	2	8595057622258
branching			
	8784_HB	2	8595057622265
inner corner			
	8785_HB	2	8595057622272
outer corner			
	8786_HB	2	8595057622289
spacer			
	RLE 100_HB	10	8595057624696
instrument carrier			
	PNE 100X20_HB	10	8595057624672
more information on pg. 2-64			

item		L			EAN	note
		m	m			
LE 100_HD	white	2	16	carton	8595057621008	with protective foil

Installation of the elegant LE trunking system



- material
- flaming loop test
- inside area
- IP classification
- fire reaction class of underlying material
- self-extinguishing
- for mounting a double-socket
- color
- impact strength
- area with a risk of explosion
- package
- with protective foil
- antibacterially

1

2

3


4

5

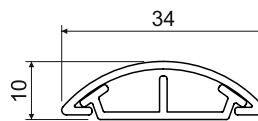
index



LO 35



Accessories			
	item	package	EAN
bending			
	8833_HB	2	8595057655218
	8833_KB	2	8595057656505
	8833_LB	2	8595057662230
transition branching			
	8824/43_HB	10	8595057634008
intended for transition to trunking LP 80X25			
branching			
	8834_HB	2	8595057655225
	8834_KB	2	8595057656512
	8834_LB	2	8595057662247
grommet			
	8837_HB	2	8595057617131
	8837_KB	2	8595057656543
	8837_LB	2	8595057662254
intended for transition to trunking box LK 80X28...			



MAT
 -5 - +60°C
 850°C
 A1 - F
 30 sec.
 0,5 J - conf. HD, P2
 65; 65 mm²

 IP 40
 IK07

- ▶ Designed for mounting on the floor.
- ▶ Designed for load capacity common in apartments and offices.

item		L			EAN	note
		m	m			
LO 35_HD	white	2	60	carton	8595057619937	with protective foil
LO 35_P2	white	2	60	carton	8595568902818	self-adhesive tape
LO 35_KD	light grey	2	60	carton	8595057656499	-
LO 35_LD	dark grey	2	60	carton	8595057662193	-
LO 35_L2	dark grey	2	60	carton	8595057668942	self-adhesive tape



1

2

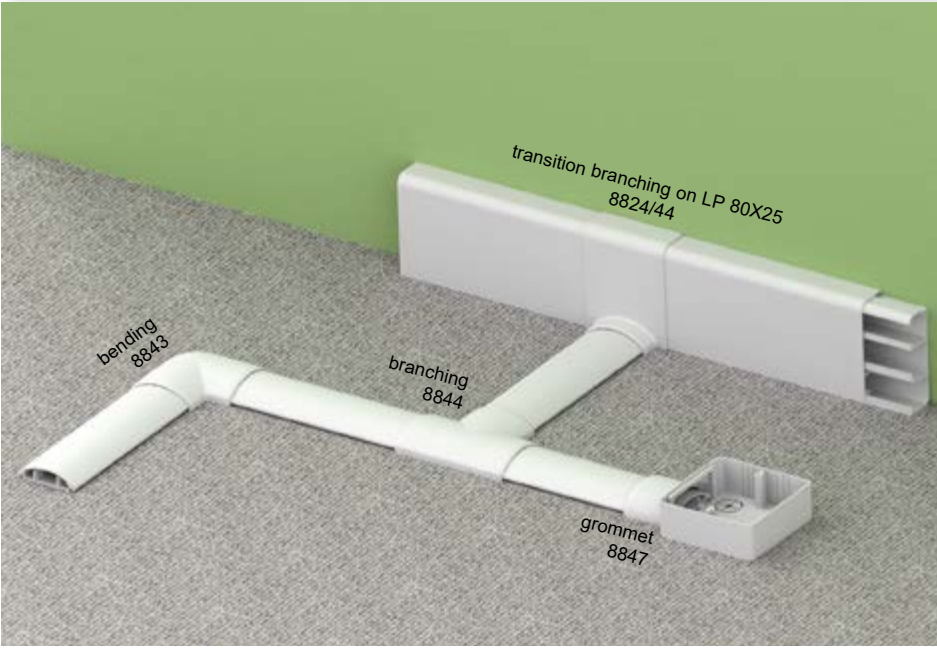
3





4

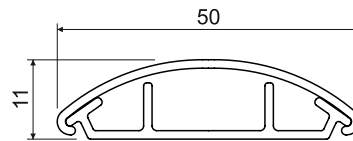

5











index

LO 50




Accessories			
	item	package	EAN
bending			
	8843_HB	2	8595057654969
	8843_KB	2	8595057656529
	8843_LB	2	8595057662261
transition branching			
	8824/44_HB	10	8595057634015
intended for transition to trunking LP 80X25			
branching			
	8844_HB	2	8595057654976
	8844_KB	2	8595057656536
	8844_LB	2	8595057662278
grommet			
	8847_HB	2	8595057615793
	8847_KB	2	8595057656550
	8847_LB	2	8595057662285
intended for transition to trunking box LK 80X28...			



PVC -5 - +60°C 850°C A1 - F 30 sec. 0,5 J - conf. HD, P2 2 J - conf. KD, LD, L2 60; 180; 80 mm² IP 40 IK07

- ▶ Designed for mounting on the floor.
- ▶ Designed for load capacity common in apartments and offices.

item		L			EAN	note
		m	m			
LO 50_HD	white	2	32	carton	8595057619944	with protective foil
LO 50_P2	white	2	32	carton	8595057689190	self-adhesive tape
LO 50_KD	light grey	2	32	carton	8595057621404	-
LO 50_LD	dark grey	2	32	carton	8595057662216	-
LO 50_L2	dark grey	2	32	carton	8595057668959	self-adhesive tape



1

2

3

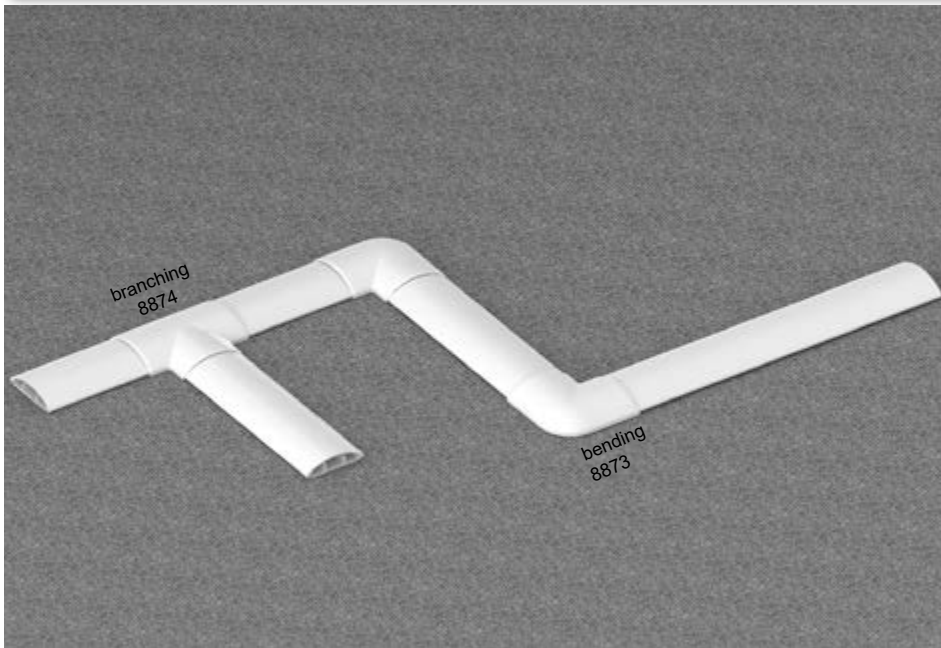
4



5

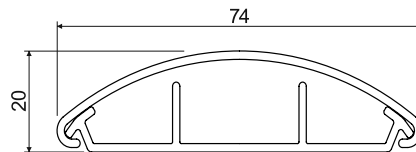

index



LO 75




Accessories			
	item	package	EAN
bending			
	8873_HB	2	8595057656604
	8873_KB	2	8595057656611
	8873_LB	2	8595057662292
branching			
	8874_HB	2	8595057656628
	8874_KB	2	8595057656635
	8874_LB	2	8595057662308














PVC -5 - +60°C 850°C A1 - F 30 sec. 0,5 J - conf. HD, P2 170; 360; 170 mm²
 2 J - conf. KD, LD, L2 IP 40 IK07

- ▶ Designed for mounting on the floor.
- ▶ Designed for load capacity common in apartments and offices.

item		L			EAN	note
		m	m			
LO 75_HD	white	2	28	carton	8595057656574	with protective foil
LO 75_P2	white	2	28	carton	8595568902405	self-adhesive tape
LO 75_KD	light grey	2	28	carton	8595057656598	-
LO 75_LD	dark grey	2	28	carton	8595057662223	-
LO 75_L2	dark grey	2	28	carton	8595057668966	self-adhesive tape



1

2

3

4

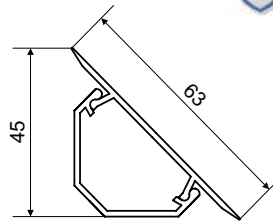

5

index

LR 30



Accessories			
	item	package	EAN
inner corner			
	8855_HB	5	8595057634039
inner corner (access from three sides)			
	8855/3_HB	5	8595057634022
outer corner			
	8856_HB	10	8595057634046



PVC	-5 - +60°C	850°C	A1 - F	30 sec.	2 J	560 mm ²	IP 40

- ▶ Designed for installation in the corner between the floor and wall of the room as well as between two walls, or wall and ceiling.
- ▶ Length adjusted to standard room height.
- ▶ Lid edge manufactured with softened material for better adhesion to the foundation.
- ▶ European Industrial design protection.

item		L			EAN	note
		m	m			
LR 30_HB	white	2,6	26	carton	8595057615908	with protective foil



1

2

3

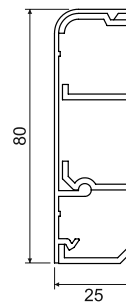
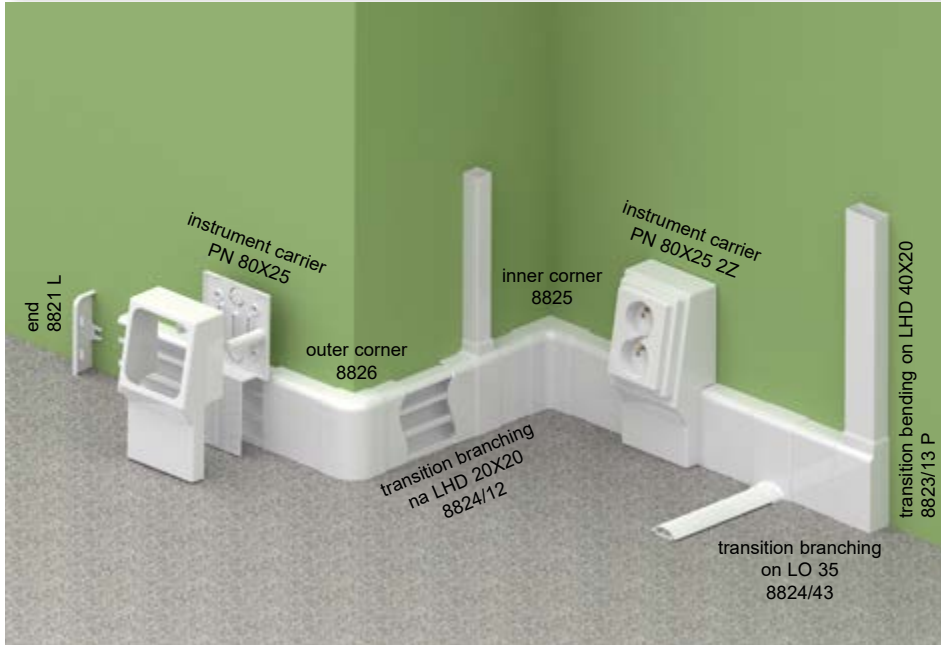
4

5

index



LP 80X25



- MAT
- 5 - +60°C
- 850°C
- A1 - F
- 30 sec.
- 2 J
- 450; 520; 400 mm²
- area with a risk of explosion
- IP 40

► It is designed for installation in the corner between the floor and wall.

item	color	L		description	EAN	note
		m	m			
LP 80X25_HD	white	2	16	carton	8595057609471	with protective foil



Accessories			
	item	package	EAN
end left			
	8821 L_HB	10	8595057611337
end right			
	8821 P_HB	10	8595057611313
connecting			
	8822_HB	10	8595057611108
inner corner			
	8825_HB	10	8595057611719
outer corner			
	8826_HB	10	8595057611283
transition branching			
	8824/12_HB	10	8595057611191
	intended for transition to trunking LHD 20X20		
transition branching			
	8824/40_HB	10	8595057612709
	intended for transition to trunking LZK 15X12		
transition branching			
	8824/41_HB	10	8595057612693
	intended for transition to trunking LZ 15X12		
transition branching			
	8824/43_HB	10	8595057634008
	intended for transition to trunking LO 35		
transition branching			
	8824/44_HB	10	8595057634015
	intended for transition to trunking LO 50		
transition bending left			
	8823/13 L_HB	10	8595057611467
	intended for transition to trunking LHD 40X20		
transition bending right			
	8823/13 P_HB	10	8595057611481
	intended for transition to trunking LHD 40X20		
instrument carrier			
	PN 80X25_HB	10	8595057611443
	PN 80X25 2Z_HB	10	8595057611399
	more information on pg. 2-65		

- material
- fire reaction class of underlying material
- temperature resistance
- flaming loop test
- self-extinguishing
- impact strength
- inside area
- package
- area with a risk of explosion
- IP classification
- color
- for mounting a double-socket
- with protective foil
- antibacterially

1

2

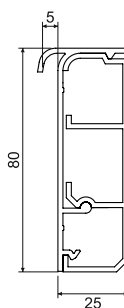
3

4

5

index

LPK 80X25



PVC	-5 - +60°C	850°C	A1 - F	30 sec.	2 J	450; 520; 400 mm ²			IP 40

- ▶ It is designed for installation in the corner between the floor and wall.
- ▶ Includes a slot allowing to insert a carpet.

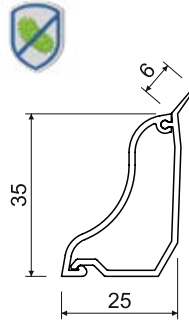

item		L			description	EAN
		m	m			
LPK 80X25_HD	white	2	10	carton	8595057616318	

Accessories			
	item	package	EAN
end left			
	8821 L_HB	10	8595057611337
end right			
	8821 P_HB	10	8595057611313
transition branching			
	8824/12_HB	10	8595057611191
	intended for transition to trunking LHD 20X20		
transition branching			
	8824/40_HB	10	8595057612709
	intended for transition to trunking LZK 15X12		
transition branching			
	8824/41_HB	10	8595057612693
	intended for transition to trunking LZ 15X12		
transition branching			
	8824/43_HB	10	8595057634008
	intended for transition to trunking LO 35		
transition branching			
	8824/44_HB	10	8595057634015
	intended for transition to trunking LO 50		
transition bending left			
	8823/13 L_HB	10	8595057611467
	intended for transition to trunking LHD 40X20		
transition bending right			
	8823/13 P_HB	10	8595057611481
	intended for transition to trunking LHD 40X20		
instrument carrier			
	PN 80X25_HB	10	8595057611443
	PN 80X25 2Z_HB	10	8595057611399
	more information on pg. 2-65		





LP 35



- MAT
- 5 - +60°C
- 850°C
- A1 - F
- 30 sec.
- 2 J
- 350 mm²
-
-
- IP 40

- ▶ It is designed for installation in the corner between the floor and wall.
- ▶ Edge with softened spray application for better adhesion to the surface.
- ▶ Suitable for use with floating floors.

Accessories			
	item	package	EAN
end left			
	8861 L_HB	10	8595057634053
	8861 L_I1	1	8595057669291
	8861 L_I2	1	8595057669314
	8861 L_SD	1	8595568905543
end right			
	8861 P_HB	10	8595057638792
	8861 P_I1	1	8595057669246
	8861 P_I2	1	8595057669321
	8861 P_SD	1	8595568905550
inner corner			
	8865_HB	10	8595057634060
	8865_I1	1	8595057669253
	8865_I2	1	8595057669338
	8865_SD	1	8595568905567
outer corner			
	8866_HB	10	8595057634077
	8866_I1	1	8595057669307
	8866_I2	1	8595057669345
	8866_SD	1	8595568905512
instrument carrier			
	PNLP 35 2Z_HB	10	8595057655041
	PNLP 35 2Z_I1	1	8595057669239
	PNLP 35 2Z_I2	1	8595057669352
	PNLP 35 2Z_SD	1	8595568910387
more information on pg. 2-64			
instrument carrier QUADRO			
	PNQ LP 35_HB	80	8595568927378
more information on pg. 2-63			

item		L			EAN	note
		m	m			
LP 35_HD	white	2	20	carton	8595057615977	with protective foil
LP 35_I1	pink birch	2	20	carton	8595057667877	-
LP 35_I2	dark oak	2	20	carton	8595057667884	-
LP 35_SD	light wood	2	20	carton	8595568903761	-
LP 35_TD	dark wood	2	20	carton	8595568903778	-



- material
- fire reaction class of underlying material
- temperature resistance
- flaming loop test
- self-extinguishing
- impact strength
- inside area
- for mounting a double-socket
- area with a risk of explosion
- IP classification
- color
- package
- with protective foil
- antibacterially

1

2

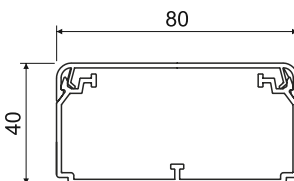
3

4

5

index

EKD 80X40



PVC -5 - +60°C 850°C A1 - F 30 sec. 0,5 J 2430 mm² IP 40

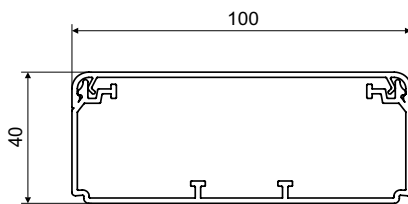

- ▶ It is designed for inserting multiple cables or cables of larger diameters.
- ▶ Possibility to insert PEKD 40 partition wall.
- ▶ Double lock on lid increasing the trunking's rigidity and ensuring stronger cover fixation.
- ▶ Spacers are included in the package – always 1 pc per 1 m.

item		L			EAN	note
		m	m			
EKD 80X40_HC	white	2	20	foil	8595057697591	without protective foil
EKD 80X40_HD	white	2	10	carton	8595057690455	with protective foil

Accessories			
	item	package	EAN
end			
	8501_HB	2	8595057690462
connecting			
	8502_HB	2	8595057690479
bending			
	8503_HB	2	8595057690486
branching			
	8504_HB	2	8595057690493
transition branching			
	8504/EKD_HB	2	8595057690523
inner corner (variable ±10°)			
	8505_HB	2	8595057690509
outer corner (variable ±10°)			
	8506_HB	2	8595057690516
spacer			
	REKO 80X40_HB	100	8575057690691
partition wall			
	PEKD 40_-C	20 m	8595057690448
more information on pg. 2-60			



EKD 100X40



MAT							
PVC	-5 - +60°C	850°C	A1 - F	30 sec.	0,5 J	3010 mm ²	IP 40

- ▶ It is designed for inserting multiple cables or cables of larger diameters.
- ▶ Possibility to insert PEKD 40 partition wall.
- ▶ Double lock on lid increasing the trunking's rigidity and ensuring stronger cover fixation.
- ▶ Spacers are included in the package – always 1 pc per 1 m.

item		L			EAN	note
		m	m			
EKD 100X40_HD	white	2	8	carton	8595057690530	with protective foil

Accessories			
	item	package	EAN
end			
	8511_HB	2	8595057690547
connecting			
	8512_HB	2	8595057690554
bending			
	8513_HB	2	8595057690561
branching			
	8514_HB	2	8595057690578
transition branching			
	8514/EKD_HB	2	8595057690608
inner corner (variable ±10°)			
	8515_HB	2	8595057690585
outer corner (variable ±10°)			
	8516_HB	2	8595057690592
spacer			
	REKO 100X40_HB	100	8575057690707
partition wall			
	PEKD 40_C	20 m	8595057690448
more information on pg. 2-60			

1

2

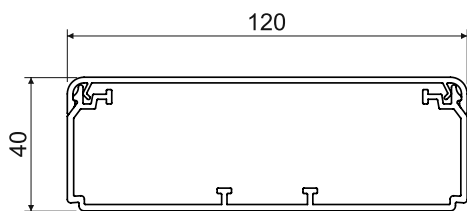
3

4

5

index

EKD 120X40



- MAT
- 5 - +60°C
- 850°C
- A1 - F
- 30 sec.
- 0,5 J
- 4000 mm²
- area with a risk of explosion
- IP 40

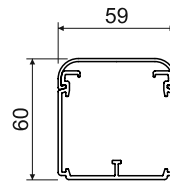

- ▶ It is designed for inserting multiple cables or cables of larger diameters.
- ▶ Possibility to insert PEKD 40 partition wall.
- ▶ Double lock on lid increasing the trunking's rigidity and ensuring stronger cover fixation.
- ▶ Spacers are included in the package – always 1 pc per 1 m.

item		L			EAN	note
		m	m			
EKD 120X40_HC	white	2	20	foil	8595057699328	without protective foil
EKD 120X40_HD	white	2	8	carton	8595057690615	with protective foil

Accessories			
	item	package	EAN
end			
	8581_HB	2	8595057690622
connecting			
	8582_HB	2	8595057690639
bending			
	8583_HB	2	8595057690646
branching			
	8584_HB	2	8595057690653
transition branching			
	8584/EKD_HB	2	8595057690684
inner corner (variable ±10°)			
	8585_HB	2	8595057690660
outer corner (variable ±10°)			
	8586_HB	2	8595057690677
spacer			
	REKO 120X40_HB	100	8595057690714
partition wall			
	PEKD 40_-C	20 m	8595057690448
more information on pg. 2-60			



EKE 60X60



MAT								
PVC	-5 - +60°C	850°C	A1 - F	30 sec.	2 J	2600 mm ²		IP 20

- ▶ It is designed for inserting multiple cables or cables of larger diameters.
- ▶ Possibility to insert PEKE 60 and PKS 70/60 partition walls.
- ▶ Spacers are included in the package – always 1 pc per 1 m.
- ▶ **European Industrial design protection.**

item		L			EAN	note
		m	m			
EKE 60X60_HD	white	2	18	carton	8595057620766	with protective foil

Accessories			
	item	package	EAN
end			
	8541_HB	2	8595057622005
connecting			
	8542_HB	2	8595057622012
bending			
	8543_HB	2	8595057622029
branching			
	8544_HB	2	8595057622036
inner corner			
	8545_HB	2	8595057622043
outer corner			
	8546_HB	2	8595057622050
spacer			
	REKE 60_HB	9	8595057626416
partition wall			
	PEKE 60_-C	20 m	8595057627079
	more information on pg. 2-60		
partition wall			
	PKS 70/60_XX	20 m	8595057664364
	more information on pg. 2-61		

1

2

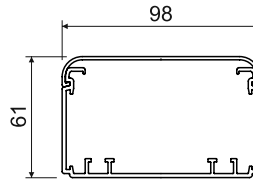
3

4

5

index

EKE 100X60



- ▶ It is designed for inserting multiple cables or cables of larger diameters.
- ▶ Possibility to insert partition wall or shielding canal.
- ▶ Possibility to insert an instrument box and subsequently mount common types of instruments.
- ▶ Spacers are included in the package – always 1 pc per 1 m.
- ▶ **European Industrial design protection.**

item	color	L		description	EAN	note
		m	m			
EKE 100X60_HD	white	2	8	carton	8595057620735	with protective foil

Accessories			
	item	package	EAN
end			
	8551_HB	2	8595057622418
connecting			
	8552_HB	2	8595057622425
bending			
	8553_HB	2	8595057622432
branching			
	8554_HB	2	8595057622449
inner corner			
	8555_HB	2	8595057622456
outer corner			
	8556_HB	2	8595057622463
spacer			
	REKE 100_HB	9	8595057626409
partition wall			
	PEKE 60_-C	20 m	8595057627079
	PKS 70/60_XX	20 m	8595057664364
	PEP 60_HD	32 m	8595057668768
	PEP 60/K_S	24 m	8595057668775
more information on pg. 2-60 - 2-61			
shielding canal			
	SK 40X20_S	12 m	8595057614840
	SK 40X33_S	12 m	8595057630291
more information on pg. 2-62			
instrument box			
	KP EKE_HB	10	8595057621732
more information on pg. 2-66			
instrument underlay			
	8550-11_HB	2	8595057646667
	8550-12_HB	2	8595057646674
	8550-13_HB	2	8595057646681
more information on pg. 2-68			

1

2

3

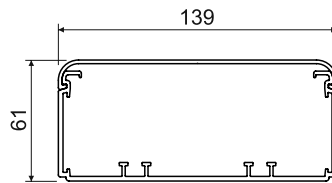

4

5

index



EKE 140X60



- MAT
- 5 - +60°C
- 850°C
- A1 - F
- 30 sec.
- 2 J
- 7000 mm²
-
-
- IP 20

- ▶ It is designed for inserting multiple cables or cables of larger diameters.
- ▶ Possibility to insert partition wall or shielding canal.
- ▶ Possibility to insert an instrument box and subsequently mount common types of instruments.
- ▶ Spacers are included in the package – always 1 pc per 1 m.
- ▶ **European Industrial design protection.**

item		L			EAN	note
		m	m			
EKE 140X60_HD	white	2	6	carton	8595057620704	with protective foil

Accessories			
	item	package	EAN
end			
	8561_HB	2	8595057622470
connecting			
	8562_HB	2	8595057622487
bending			
	8563_HB	2	8595057622494
branching			
	8564_HB	2	8595057622500
inner corner			
	8565_HB	2	8595057622517
outer corner			
	8566_HB	2	8595057622524
spacer			
	REKE 140_HB	9	8595057626393
partition wall			
	PEKE 60_-C	20 m	8595057627079
	PKS 70/60_XX	20 m	8595057664364
	PEP 60_HD	32 m	8595057668768
	PEP 60/K_S	24 m	8595057668775
more information on pg. 2-60 - 2-61			
shielding canal			
	SK 40X20_S	12 m	8595057614840
	SK 40X33_S	12 m	8595057630291
more information on pg. 2-62			
instrument box, instrument carrier			
	KP EKE_HB	10	8595057621732
	PN EKE_S	1	8595057658028
more information on pg. 2-66 - 2-67			
instrument underlay			
	8560-11_HB	2	8595057646698
	8560-12_HB	2	8595057646704
	8560-13_HB	2	8595057646711
more information on pg. 2-68			

- material
- flaming loop test
- inside area
- package
- fire reaction class of underlying material
- self-extinguishing
- for mounting a double-socket
- area with a risk of explosion
- IP classification
- temperature resistance
- impact strength
- for mounting a wall socket
- color
- with protective foil
- antibacterially

1

2

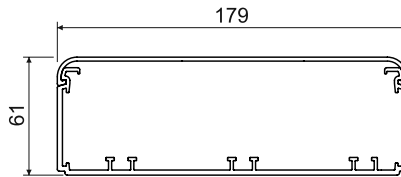
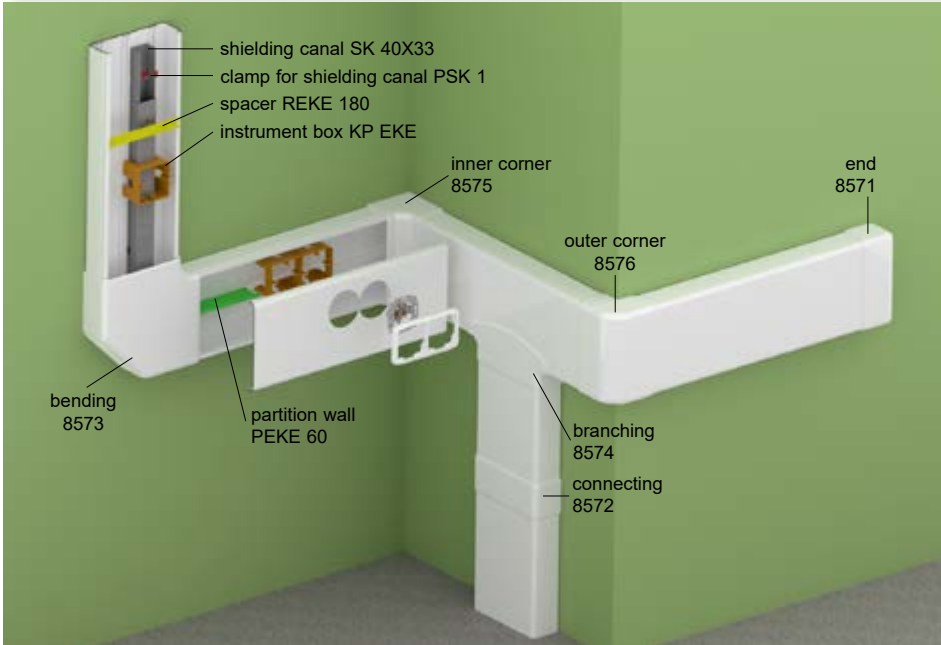
3

4

5

index

EKE 180X60



PVC -5 - +60°C 850°C A1 - F 30 sec. 2 J 9000 mm² IP 20

- ▶ It is designed for inserting multiple cables or cables of larger diameters.
- ▶ Possibility to insert partition wall or shielding canal.
- ▶ Possibility to insert an instrument box and subsequently mount common types of instruments.
- ▶ Spacers are included in the package – always 1 pc per 1 m.
- ▶ **European Industrial design protection.**

item	color	L		description	EAN	note
		m	m			
EKE 180X60_HD	white	2	6	carton	8595057620674	with protective foil

Accessories			
	item	package	EAN
end			
	8571_HB	2	8595057622357
connecting			
	8572_HB	2	8595057622364
bending			
	8573_HB	2	8595057622371
branching			
	8574_HB	2	8595057622388
inner corner			
	8575_HB	2	8595057622395
outer corner			
	8576_HB	2	8595057622401
spacer			
	REKE 180_HB	9	8595057626386
partition wall			
	PEKE 60_C	20 m	8595057627079
	PKS 70/60_XX	20 m	8595057664364
	PEP 60_HD	32 m	8595057668768
	PEP 60/K_S	24 m	8595057668775
more information on pg. 2-60 - 2-61			
shielding canal			
	SK 40X20_S	12 m	8595057614840
	SK 40X33_S	12 m	8595057630291
more information on pg. 2-62			
instrument box, instrument carrier			
	KP EKE_HB	10	8595057621732
	PN EKE_S	1	8595057658028
more information on pg. 2-66 - 2-67			

Installation of the elegant EKE trunking system.



material
 fire reaction class of underlying material
 temperature resistance
 flaming loop test
 self-extinguishing
 impact strength
 inside area
 for mounting a double-socket
 for mounting a wall socket
 package
 area with a risk of explosion
 IP classification
 color
 with protective foil
 antibacterial

1

2

3

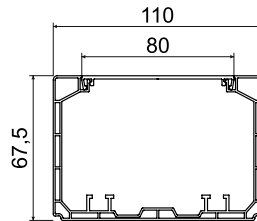

4

5

index



PK 110X65 D



- MAT
- 5 - +60°C
- 850°C
- A1 - F
- 30 sec.
- 1 J
- 5500 mm²
- IP 40
- IK07
- only KP PK

- ▶ Designed for inserting power and communication circuits, security lines and other lines.
- ▶ Individual lines can be electromagnetically shielded by inserting a shielding canal, which is fixed to the trunking by clamps PSK 1.
- ▶ For classical instruments that are installed in a closed instrument box KP 80 PK clicked in the body of the canal or into an open instrument box KP PK installed in the bottom of the parapet trunkings.
- ▶ With using KOPOBOX MINI P, modular devices can be installed (pg. 1-95).
- ▶ To install devices with very rounded corners, KOPOS recommends using of the KP PK instrument box and drilling the hole in the lid using the VPT 64 drill.
- ▶ Quick lid instalation is done by pressing it in the middle.

item		L			EAN	note
		m	m			
PK 110X65 D_HD	white	2	6	carton	8595568924636	with protective foil



Accessories			
	item	package	EAN
end			
	8211_HB	2	8595568924643
connecting			
	8212_HB	2	8595568924650
bending			
	8213_HB	2	8595568924667
branching			
	8214_HB	2	8595568924674
inner corner (variable ±10°)			
	8215_HB	2	8595568924681
outer corner (variable ±10°)			
	8216_HB	2	8595568924698
grommet			
	8217_HB	2	8595568927132
partition wall			
	PEKE 60_C	20 m	8595057627079
	PKS 70/60_XX	20 m	8595057664364
	PEP 60_HD	32 m	8595057668768
	PEP 60/K_S	24 m	8595057668775
more information on pg. 2-60 - 2-61			
shielding canal			
	SK 40X20_S	12 m	8595057614840
	SK 40X33_S	12 m	8595057630291
SK 40X33 - only when using KP PK, more information on pg. 2-62			
instrument box			
	KP 80 PK_HB	2	8595568930224
	KP PK_HB	10	8595057629011
more information on pg. 2-66 - 2-67			

- material
- temperature resistance
- self-extinguishing
- inside area
- fire reaction class of underlying material
- flaming loop test
- impact strength
- color
- with protective foil
- area with a risk of explosion
- for mounting a double-socket
- package
- IP classification
- mechanical protection
- antibacterially

1

2

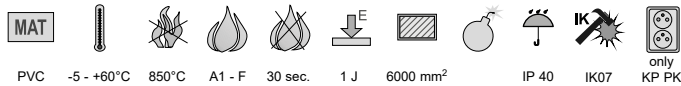
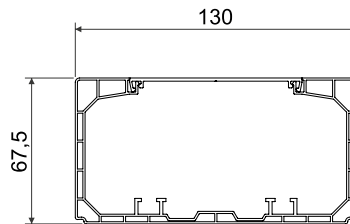
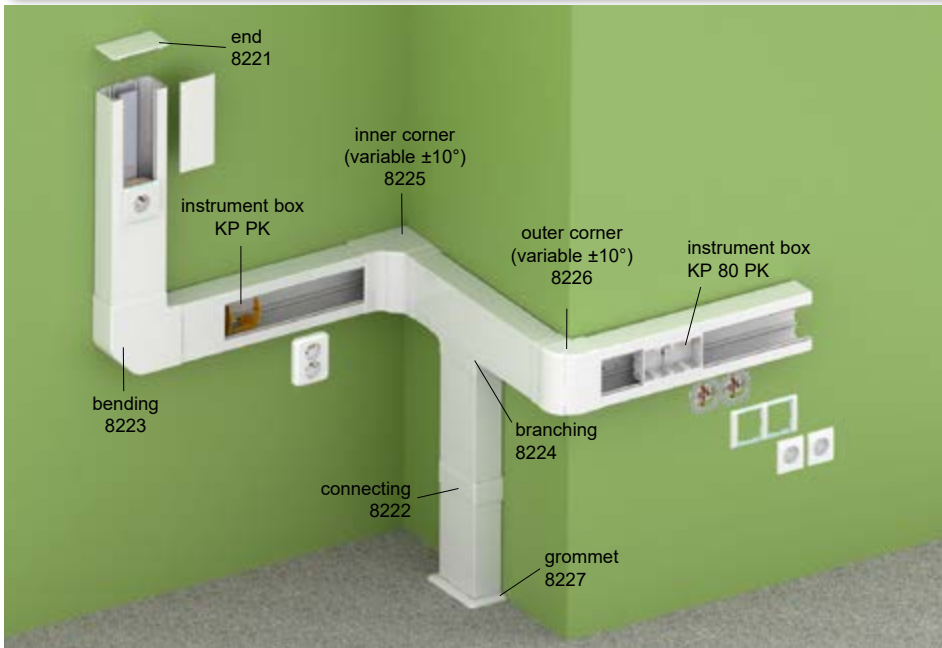
3

4

5

index

PK 130X65 D



- ▶ Designed for inserting power and communication circuits, security lines and other lines.
- ▶ Individual lines can be electromagnetically shielded by inserting a shielding canal, which is fixed to the trunking by clamps PSK 1.
- ▶ For classical instruments that are installed in a closed instrument box KP 80 PK clicked in the body of the canal or into an open instrument box KP PK installed in the bottom of the parapet trunkings.
- ▶ With using KOPOBOX MINI P, modular devices can be installed (pg. 1-95).
- ▶ To install devices with very rounded corners, KOPOS recommends using of the KP PK instrument box and drilling the hole in the lid using the VPT 64 drill.
- ▶ Quick lid installation is done by pressing it in the middle.

item	color	L		description	EAN	note
		m	m			
PK 130X65 D_HD	white	2	6	carton	8595568924704	with protective foil



Accessories

	item	package	EAN
end			
	8221_HB	2	8595568924711
connecting			
	8222_HB	2	8595568924728
bending			
	8223_HB	2	8595568924735
branching			
	8224_HB	2	8595568924742
inner corner (variable ±10°)			
	8225_HB	2	8595568924759
outer corner (variable ±10°)			
	8226_HB	2	8595568924766
grommet			
	8227_HB	2	8595568927149
partition wall			
	PEKE 60_-C	20 m	8595057627079
	PKS 70/60_XX	20 m	8595057664364
	PEP 60_HD	32 m	8595057668768
	PEP 60/K_S	24 m	8595057668775
more information on pg. 2-60 - 2-61			
shielding canal			
	SK 40X20_S	12 m	8595057614840
	SK 40X33_S	12 m	8595057630291
SK 40X33 - only when using KP PK, more information on pg. 2-62			
instrument box			
	KP 80 PK_HB	2	8595568930224
	KP PK_HB	10	8595057629011
more information on pg. 2-66 - 2-67			

1

2

3

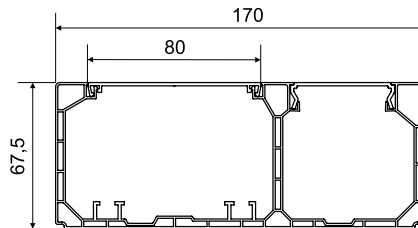
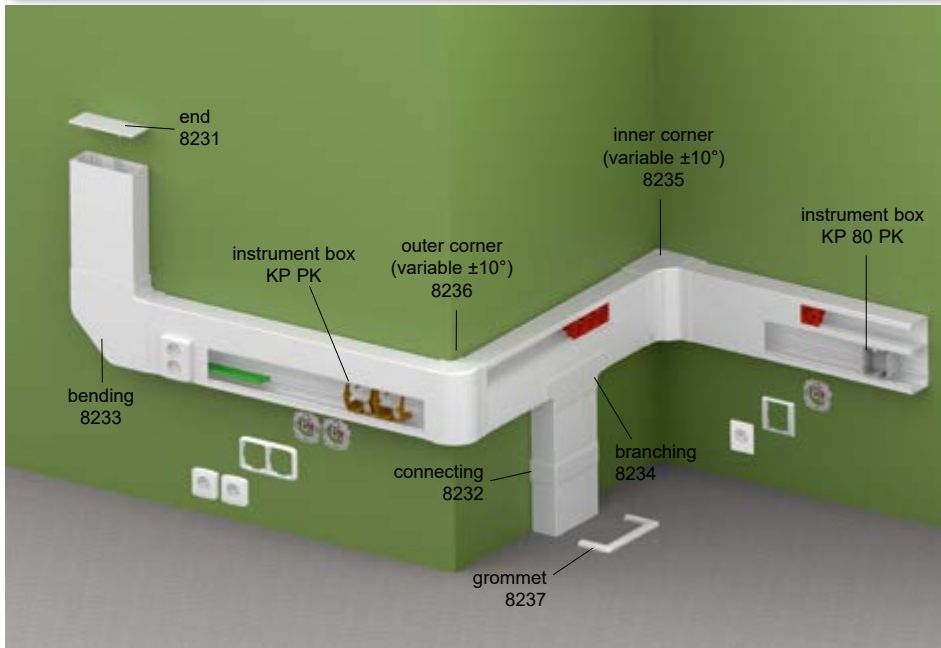
4

5

index



PK 170X65 D



PVC	-5 - +60°C	850°C	A1 - F	30 sec.	1 J	4200/2500 mm ²	IP 40	IK07	only KP PK

- ▶ Designed for installation of standard and modular devices 45 x 45 or 45 x 22,5 mm.
- ▶ KOPOS recommends installing QUADRO instruments (pg. 2-48), tailor-made for KOPOS products. The installation devices from other manufacturers is possible e.g. ABB, PEHA, Legrand, OBO Bettermann, Schneider Electric with maximal depth of 52 mm.
- ▶ It is necessary to use the device box KP 80 PK or KP PK for the assembly of classic devices. The closed box KP 80 PK is snapped into the body of the channel and the lid is attached to the box. The open device box KP PK is snapped into the bottom of the channel and the lid must be drilled with a VPT 64 drill.
- ▶ Installation of modular devices without additional accessories.
- ▶ Maximum number of modular instruments placed next to each other is 3 pcs. When installing multiple instruments next to each, it is necessary to put about 5 cm wide piece of lid after 3 pieces to fasten them.

item		L			EAN	note
		m	m			
PK 170X65 D_HD	white	2	6	carton	8595568924773	with protective foil



Accessories			
	item	package	EAN
end			
	8231_HB	2	8595568924780
connecting			
	8232_HB	2	8595568924797
bending			
	8233_HB	2	8595568924803
branching			
	8234_HB	2	8595568924810
inner corner (variable ±10°)			
	8235_HB	2	8595568924827
outer corner (variable ±10°)			
	8236_HB	2	8595568924834
grommet			
	8237_HB	2	8595568927156
partition wall			
	PEKE 60_C	20 m	8595057627079
	PKS 70/60_XX	20 m	8595057664364
	PEP 60_HD	32 m	8595057668768
	PEP 60/K_S	24 m	8595057668775
more information on pg. 2-60 - 2-61			
shielding canal			
	SK 40X20_S	12 m	8595057614840
	SK 40X33_S	12 m	8595057630291
SK 40X33 - only when using KP PK, more information on pg. 2-62			
instrument box			
	KP 80 PK_HB	2	8595568930224
	KP PK_HB	10	8595057629011
more information on pg. 2-66 - 2-67			

material	flaming loop test	inside area	color	package
fire reaction class of underlying material	self-extinguishing	for mounting a double-socket	IP classification	with protective foil
temperature resistance	impact strength	area with a risk of explosion	mechanical protection	antibacterially

1

2

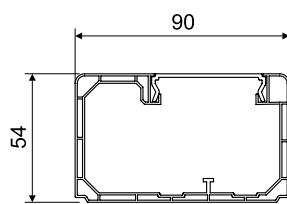

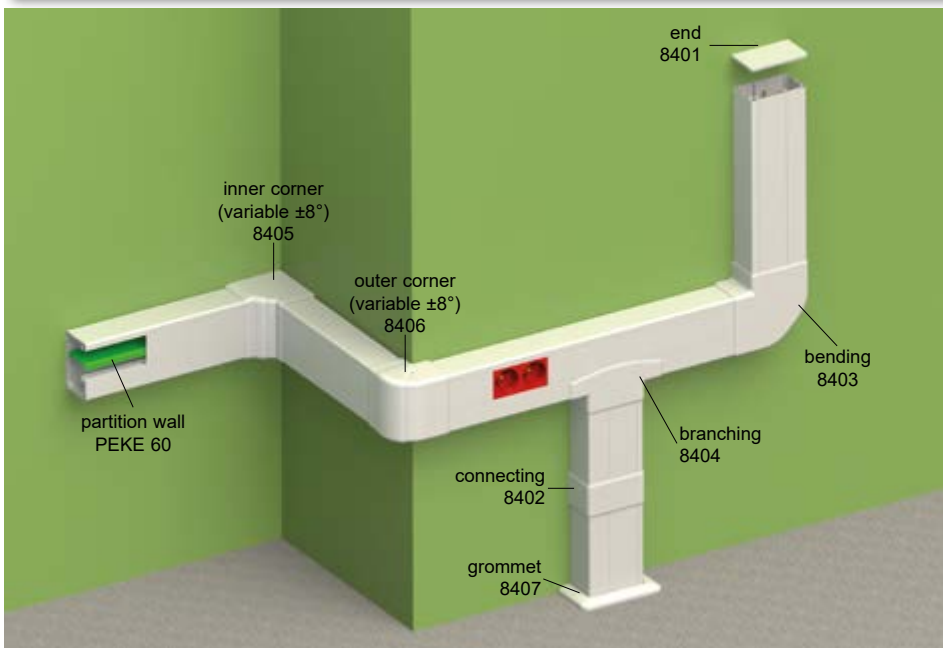
3

4

5

index

PK 90X55 D



- MAT
- 5 - +60°C
- 850°C
- A1 - F
- 30 sec.
- 1 J
- 3800 mm²
- IP 40
- IK07

- ▶ Designed for installation of modular devices 45 x 45 or 45 x 22,5 mm.
- ▶ KOPOS recommends installing QUADRO instruments (pg. 2-48), tailor-made for KOPOS products. The installation devices from other manufacturers is possible e.g. ABB, PEHA, Legrand, OBO Bettermann, Schneider Electric with maximal depth of 42 mm.
- ▶ To separate the circuits, PEKE 60 or PKS 70/60 can be used.
- ▶ Maximum number of modular instruments placed next to each other is 3 pcs. When installing multiple instruments next to each, it is necessary to put about 5 cm wide piece of lid after 3 pieces to fasten them.
- ▶ Installation of modular devices without additional accessories.

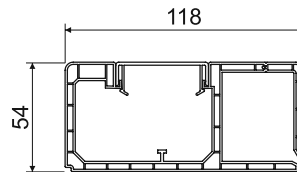

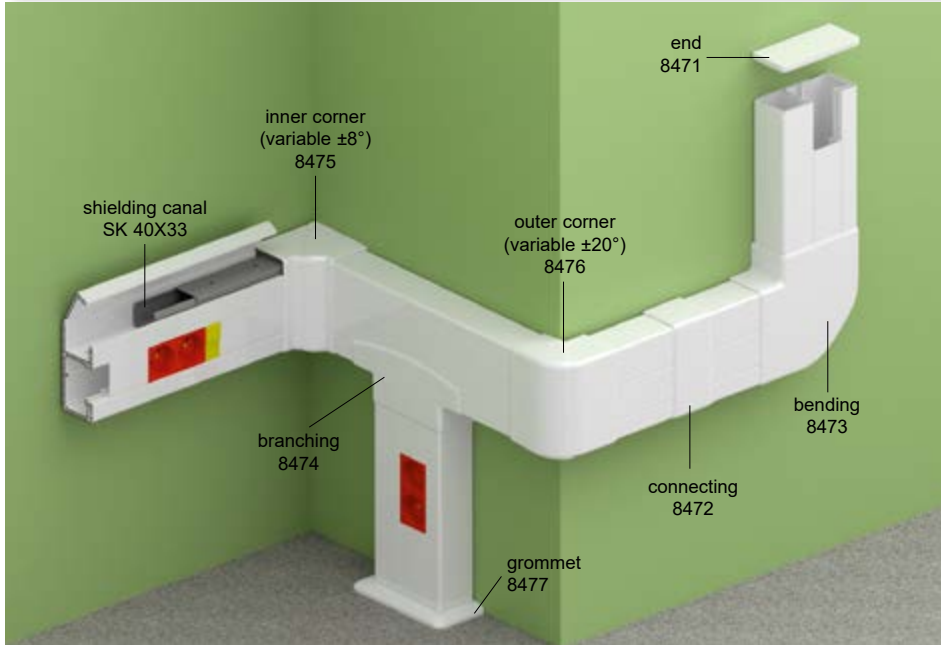
Accessories			
	item	package	EAN
end			
	8401_HB	2; 10	8595057688063
connecting			
	8402_HB	2	8595057688070
bending			
	8403_HB	2	8595057688087
branching			
	8404_HB	2	8595057688094
inner corner (variable ±8°)			
	8405_HB	2	8595057688100
outer corner (variable ±8°)			
	8406_HB	2	8595057688117
grommet			
	8407_HB	2	8595057688124
partition wall			
	PEKE 60_-C	20 m	8595057627079
	more information on pg. 2-60		
partition wall			
	PKS 70/60_XX	20 m	8595057664364
	more information on pg. 2-61		

item	white	L		description	EAN	note
		m	m			
PK 90X55 D_HD	white	2	12	carton	8595057688056	with protective foil





PK 120X55 D



- MAT
- 5 - +60°C
- 850°C
- A1 - F
- 30 sec.
- 1 J
- 1550/ 2250 mm²
- IP 40
- IK07

- ▶ Designed for installation of modular devices 45 x 45 or 45 x 22,5 mm.
- ▶ KOPOS recommends installing QUADRO instruments (pg. 2-48), tailor-made for KOPOS products. The installation devices from other manufacturers is possible e.g. ABB, PEHA, Legrand, OBO Bettermann, Schneider Electric with maximal depth of 42 mm.
- ▶ The tilting section allows inserting the shielding canal SK 40X20 or SK 40X33, which ensures perfect shielding of data circuits. If shielding and therefore inserting shielding canals is required, parapet trunking must be installed with tilting section up.
- ▶ Maximum number of modular instruments placed next to each other is 3 pcs. When installing multiple instruments next to each, it is necessary to put about 5 cm wide piece of lid after 3 pieces to fasten them.
- ▶ Installation of modular devices without additional accessories.
- ▶ European Industrial design protection.

Accessories			
	item	package	EAN
end			
	8471_HB	2; 10	8595057650589
connecting			
	8472_HB	2	8595057650596
bending			
	8473_HB	2	8595057650602
branching			
	8474_HB	2	8595057650619
inner corner			
	8475_HB	2	8595057650626
outer corner			
	8476_HB	2	8595057650633
grommet			
	8477_HB	2	8595057657052
partition wall			
	PEKE 60_C	20 m	8595057627079 more information on pg. 2-60
partition wall			
	PKS 70/60_XX	20 m	8595057664364 more information on pg. 2-61
shielding canal			
	SK 40X20_S	12 m	8595057614840
	SK 40X33_S	12 m	8595057630291
more information on pg. 2-62			

item		L			EAN	note
		m	m			
PK 120X55 D_HD	white	2	6	carton	8595057650572	with protective foil



- material
- temperature resistance
- self-extinguishing
- inside area
- area with a risk of explosion
- IP classification
- color
- fire reaction class of underlying material
- flaming loop test
- impact strength
- mechanical protection
- package
- with protective foil
- antibacterially

1

2

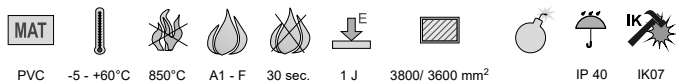
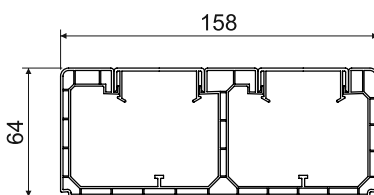

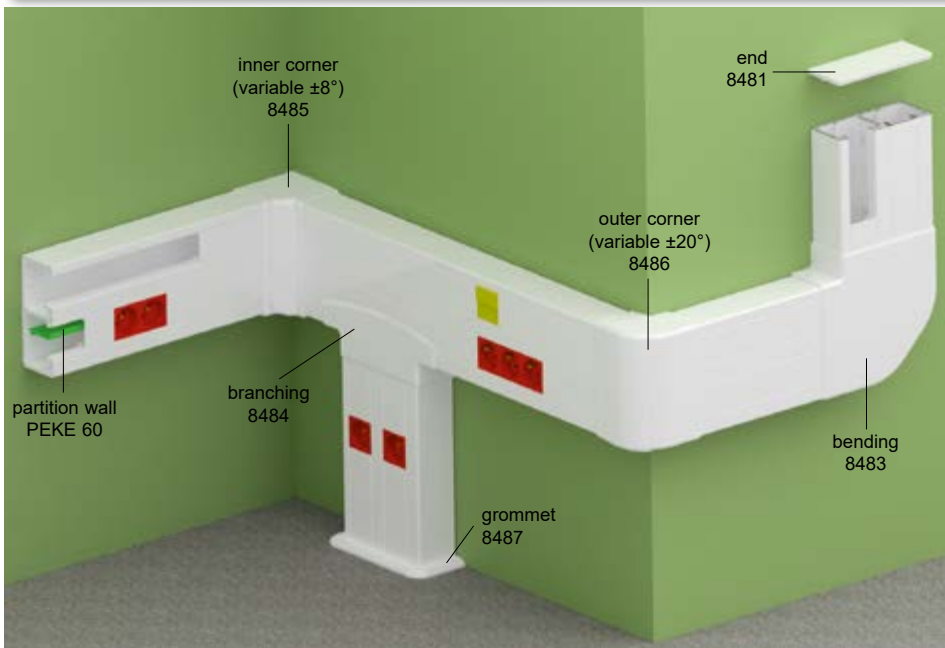
3

4

5

index

PK 160X65 D



- ▶ Designed for installation of modular devices 45 x 45 or 45 x 22,5 mm.
- ▶ KOPOS recommends installing QUADRO instruments (pg. 2-48), tailor-made for KOPOS products. The installation devices from other manufacturers is possible e.g. ABB, PEHA, Legrand, OBO Bettermann, Schneider Electric with maximal depth of 52 mm.
- ▶ To separate the circuits, PEKE 60 or PKS 70/60 can be used.
- ▶ Maximum number of modular instruments placed next to each other is 3 pcs. When installing multiple instruments next to each, it is necessary to put about 5 cm wide piece of lid after 3 pieces to fasten them.
- ▶ Installation of modular devices without additional accessories.

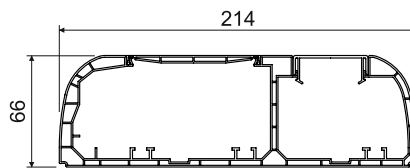

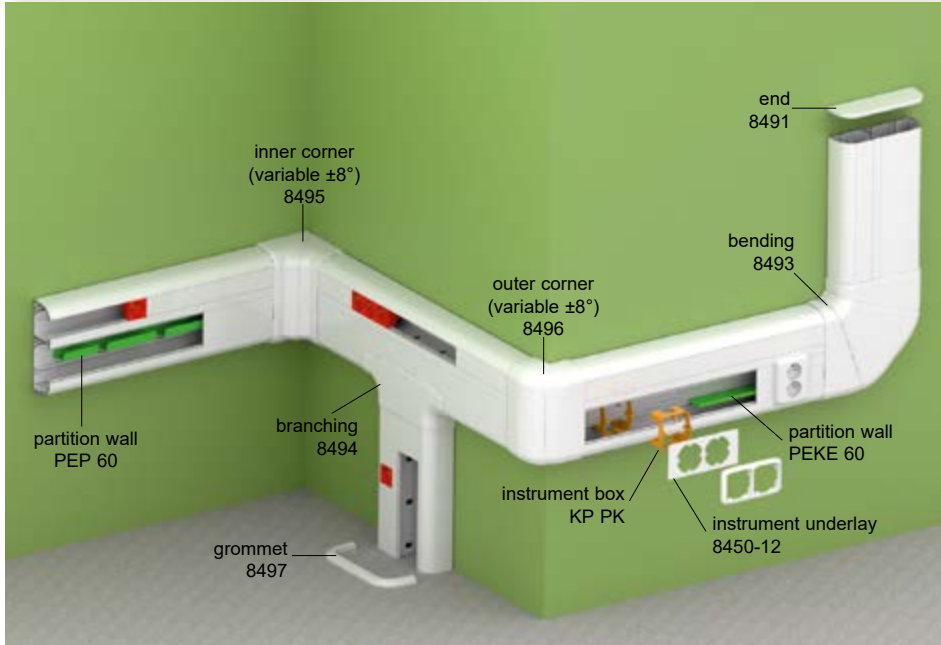
Accessories			
	item	package	EAN
end			
	8481_HB	2; 10	8595057657069
connecting			
	8482_HB	2	8595057657076
bending			
	8483_HB	2	8595057657083
branching			
	8484_HB	2	8595057657090
inner corner			
	8485_HB	2	8595057657106
outer corner			
	8486_HB	2	8595057657113
grommet			
	8487_HB	2	8595057657120
partition wall			
	PEKE 60_-C	20 m	8595057627079 more information on pg. 2-60
partition wall			
	PKS 70/60_XX	20 m	8595057664364 more information on pg. 2-64

item		L		description	EAN	note
		m	m			
PK 160X65 D_HD	white	2	6	carton	8595057657205	with protective foil





PK 210X70 D



PVC	-5 - +60°C	850°C	A1 - F	30 sec.	1 J	4400/3100 mm ²		IP 40	IK 07

- ▶ Designed for installation of standard and modular devices 45 x 45 or 45 x 22,5 mm.
- ▶ KOPOS recommends installing QUADRO instruments (pg. 2-48), tailor-made for KOPOS products. The installation devices from other manufacturers is possible e.g. ABB, PEHA, Legrand, OBO Bettermann, Schneider Electric with maximal depth of 54 mm.
- ▶ Its construction allows the insertion of SK 40X... shielding channels (into both chambers) and all kinds of partitions, which effectively divide the interior space.
- ▶ KP PK instrument box with 8450 instrument washers are designed for mounting standard instruments and allow the installation of combined frames.
- ▶ Maximum number of modular instruments placed next to each other is 3 pcs. When installing multiple instruments next to each, it is necessary to put about 5 cm wide piece of lid after 3 pieces to fasten them.
- ▶ Installation of modular devices without additional accessories.
- ▶ European Industrial design protection.

item		L			EAN	note
		m	m			
PK 210X70 D_HD	white	2	6	carton	8595057668683	with protective foil

Accessories			
	item	package	EAN
end			
	8491_HB	2; 10	8595057668690
connecting			
	8492_HB	2	8595057668706
bending			
	8493_HB	1	8595057668713
branching			
	8494_HB	2	8595057668720
inner corner (variable ±8°)			
	8495_HB	2	8595057668737
outer corner (variable ±8°)			
	8496_HB	1	8595057668744
grommet			
	8497_HB	2	8595057668751
partition wall			
	PEKE 60_C	20 m	8595057627079
	PKS 70/60_XX	20 m	8595057664364
	PEP 60_HD	32 m	8595057668768
	PEP 60/K_S	24 m	8595057668775
more information on pg. 2-60 - 2-61			
shielding canal			
	SK 40X20_S	12 m	8595057614840
	SK 40X33_S	12 m	8595057630291
more information on pg. 2-62			
instrument box			
	KP PK_HB	10	8595057629011
more information on pg. 2-67			
instrument underlay			
	8450-11_HB	2	8595057644052
	8450-12_HB	2	8595057644069
	8450-13_HB	2	8595057644076
more information on pg. 2-68			

1

2

3

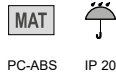
4

5

index

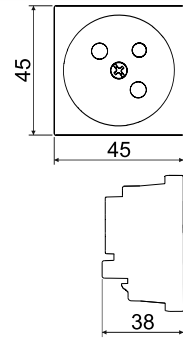
QP 45X45



- QUADRO socket module with protective pin



PC-ABS IP 20

- ▶ For 1.5-2.5 mm² Cu wires. The fixing of the conductor is performed by means of screws. Rated voltage 250 V AC, rated current 16 A.
- ▶ Recommended tightening torque - 0.6 Nm.
- ▶ Installation by snap-on movement only.
- ▶ The socket modules can continuously connect, max. is determined by the parapet trunkings or boxes series KOPOBOX[®].
- ▶ The use of the PIN system (with pin) and the SCHUKO system (with spring contacts) sockets should be according to the standards of each particular country.



item		for trunkings		EAN
QP 45X45_HB	white	PK 90X55 D, PK 90X55 D HF, PK 120X55 D, PK 160X65 D, PK 170X65 D, PK 170X65 D HF, PK 210X70 D	1; 20	8595568919175
QP 45X45_BB	red		1; 20	8595568919168

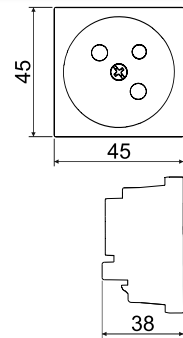
QP 45X45 C

- QUADRO socket module with protective pin and screens



PC-ABS IP 20

- ▶ For 1.5-2.5 mm² Cu wires. The fixing of the conductor is performed by means of screws. Rated voltage 250 V AC, rated current 16 A.
- ▶ Recommended tightening torque - 0.6 Nm.
- ▶ Installation by snap-on movement only.
- ▶ The socket modules can continuously connect, max. is determined by the parapet trunkings or boxes series KOPOBOX[®].
- ▶ The use of the PIN system (with pin) and the SCHUKO system (with spring contacts) sockets should be according to the standards of each particular country.



item		for trunkings		EAN
QP 45X45 C_HB	white	PK 90X55 D, PK 90X55 D HF, PK 120X55 D, PK 160X65 D, PK 170X65 D, PK 170X65 D HF, PK 210X70 D	1; 20	8595568919199
QP 45X45 C_BB	red		1; 20	8595568919182

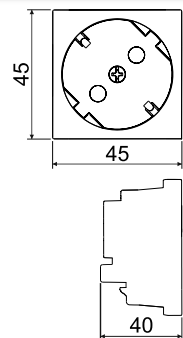
QS 45X45

- QUADRO socket module with protective contacts (SCHUKO)



PC-ABS IP 20

- ▶ For 1.5-2.5 mm² Cu wires. The fixing of the conductor is performed by means of screws. Rated voltage 250 V AC, rated current 16 A.
- ▶ Recommended tightening torque - 0.6 Nm.
- ▶ Installation by snap-on movement only.
- ▶ The socket modules can continuously connect, max. is determined by the parapet trunkings or boxes series KOPOBOX[®].
- ▶ The use of the PIN system (with pin) and the SCHUKO system (with spring contacts) sockets should be according to the standards of each particular country.




item		for trunkings		EAN
QS 45X45_HB	white	PK 90X55 D, PK 90X55 D HF, PK 120X55 D, PK 160X65 D, PK 170X65 D, PK 170X65 D HF, PK 210X70 D	1; 20	8595568925558
QS 45X45_BB	red		1; 20	8595568925565

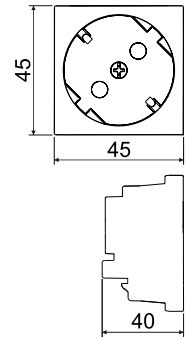




QS 45X45 C - QUADRO socket module with protective contacts (SCHUKO) and screens



MAT 
 PC-ABS IP 20


- ▶ For 1.5-2.5 mm² Cu wires. The fixing of the conductor is performed by means of screws. Rated voltage 250 V AC, rated current 16 A.
- ▶ Recommended tightening torque - 0.6 Nm.
- ▶ Installation by snap-on movement only.
- ▶ The socket modules can continuously connect, max. is determined by the parapet trunkings or boxes series KOPOBOX[®].
- ▶ The use of the PIN system (with pin) and the SCHUKO system (with spring contacts) sockets should be according to the standards of each particular country.












item		for trunkings		EAN
QS 45X45 C_HB	white	PK 90X55 D, PK 90X55 D HF, PK 120X55 D, PK 160X65 D, PK 170X65 D, PK 170X65 D HF, PK 210X70 D	1; 20	8595568919502
QS 45X45 C_BB	red		1; 20	8595568919519



QD 45X22.5 - modular sockets QUADRO - data

▶ Installation by click only.

MAT 
 PC-ABS IP 20

	item	description	for trunkings			EAN
	QD 45X22.5-COVER_HB	Dimensions: 45 x 22,5 x 17 mm	PK 90X55 D PK 90X55 D HF PK 120X55 D PK 160X65 D PK 170X65 D PK 170X65 D HF PK 210X70 D	white	1; 20	8595568927231
	QD 45X22.5-HOLDER_HB	Dimensions: 45 x 22,5 x 17 mm		white	1; 20; 200	8595568932051
	QD 45X22.5-RJ-45_HB	Dimensions: 45 x 22,5 x 36 mm Cat5E		white	1; 20; 200	8595568927279
	QD 45X22.5-RJ45/6_HB	Dimensions: 45 x 22,5 x 30 mm Cat6		white	1; 20; 200	8595568931542
	QD 45X22.5-HDMI_HB	Dimensions: 45 x 22,5 x 36 mm 90° connection Not suitable for KOPOBOX [®] .		white	1; 20	8595568927248
	QD 45X22.5-USB_HB	Dimensions: 45 x 22,5 x 36 mm 90° connection Not suitable for KOPOBOX [®] .		white	1; 20	8595568927255

MAT material
 IP classification

 color
 package (pcs)

1

2

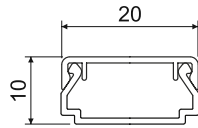

3

4

5

index

LHD 20X10HF



HF	-25 - +90°C	850°C	A1 - F	30 sec.	0,5 J	140 mm ²		IP 40	IK06

- ▶ It does not contain halogen elements, suitable for environments with high concentrations of people.
- ▶ Standard shape.
- ▶ Designed for wall or ceiling mounting.
- ▶ Double lock on lid increasing the trunking's rigidity and ensuring stronger cover fixation.

Accessories			
	item	package	EAN
end			
	8921HF_HB	10	8595057698536
connecting			
	8922HF_HB	10	8595057698543
bending			
	8923HF_HB	10	8595057698550
branching			
	8924HF_HB	10	8595057698567
inner corner			
	8925HF_HB	10	8595057698574
outer corner			
	8926HF_HB	10	8595057698581

item		L			EAN	note
		m	m			
LHD 20X10HF_HD	white	2	60	carton	8595057697744	with protective foil

1

2

3

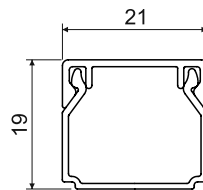
4

5

index



LHD 20X20HF



MAT										
HF	-25 - +90°C	850°C	A1 - F	30 sec.	0,5 J	260 mm ²		IP 40	IK06	

- ▶ It does not contain halogen elements, suitable for environments with high concentrations of people.
- ▶ Standard shape.
- ▶ Designed for wall or ceiling mounting.
- ▶ Double lock on lid increasing the trunking's rigidity and ensuring stronger cover fixation.
- ▶ Use is also possible in systems with maintained functionality in fire – see catalogue "Systems with maintained functionality in fire".

Accessories			
	item	package	EAN
end			
	8621HF_HB	10	8595057655676
connecting			
	8622HF_HB	10	8595057655683
bending			
	8623HF_HB	10	8595057655690
branching			
	8624HF_HB	10	8595057655706
inner corner			
	8625HF_HB	10	8595057655713
outer corner			
	8626HF_HB	10	8595057655720
grommet			
	8629HF_HB	10	8595057655737
	intended for transition to trunking box LK 80X28...		

item		L			EAN	note
		m	m			
LHD 20X20HF_HD	white	2	24	carton	8595057657175	with protective foil

material	flaming loop test	inside area	IP classification	color
fire reaction class of underlying material	self-extinguishing	package	mechanical protection	with protective foil
temperature resistance	impact strength	area with a risk of explosion	halogen-free material	antibacterial

1

2

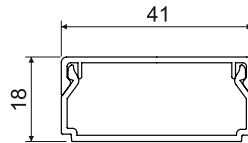

3

4

5

index

LHD 40X20HF



MAT

HF -25 - +90°C 850°C A1 - F 30 sec. 0,5 J 560 mm² IP 40 IK06

- ▶ It does not contain halogen elements, suitable for environments with high concentrations of people.
- ▶ Standard shape.
- ▶ Designed for wall or ceiling mounting.
- ▶ Double lock on lid increasing the trunking's rigidity and ensuring stronger cover fixation.

Accessories			
	item	package	EAN
end			
	8631HF_HB	10	8595057655744
connecting			
	8632HF_HB	10	8595057655805
bending			
	8633HF_HB	10	8595057655614
branching			
	8634HF_HB	10	8595057655768
inner corner			
	8635HF_HB	10	8595057655775
outer corner			
	8636HF_HB	10	8595057655782
grommet			
	8639HF_HB	10	8595057656642
intended for transition to trunking box LK 80X28...			

item		L			EAN	note
		m	m			
LHD 40X20HF_HD	white	2	12	carton	8595057656437	with protective foil

1

2

3

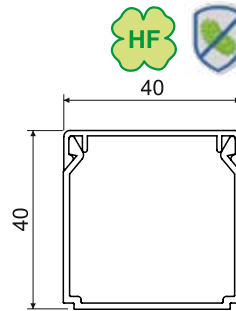
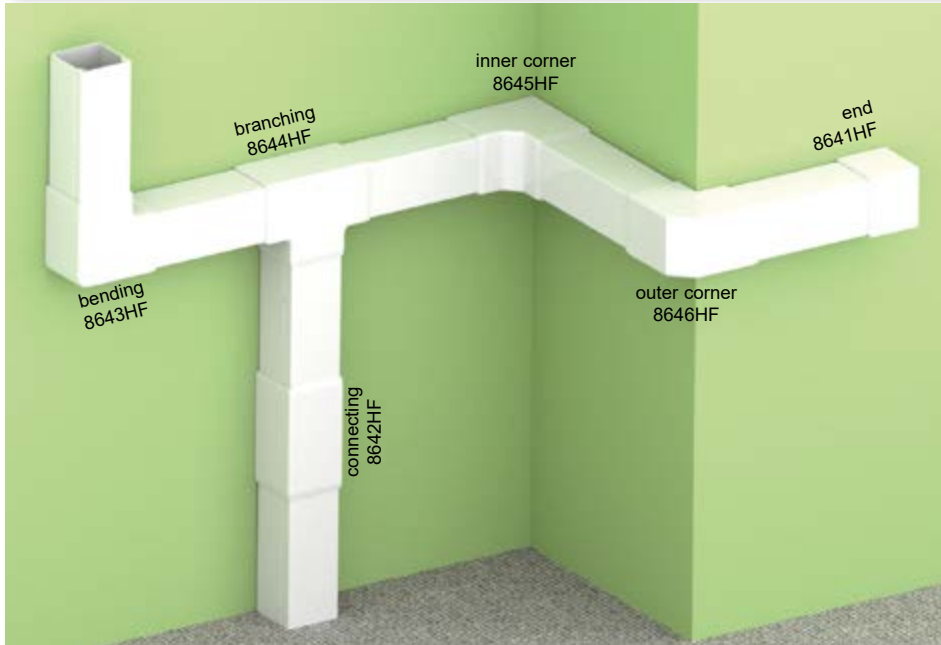
4

5

index



LHD 40X40HF



Accessories			
	item	package	EAN
end			
	8641HF_HB	10	8595057655799
connecting			
	8642HF_HB	10	8595057655812
bending			
	8643HF_HB	10	8595057655812
branching			
	8644HF_HB	10	8595057655829
inner corner			
	8645HF_HB	10	8595057655836
outer corner			
	8646HF_HB	10	8595057655843

MAT
 -25 - +90°C
 850°C
 A1 - F
 30 sec.
 0,5 J
 1300 mm²
 IP 40
 IK06

- ▶ It does not contain halogen elements, suitable for environments with high concentrations of people.
- ▶ Standard shape.
- ▶ Designed for wall or ceiling mounting.
- ▶ Double lock on lid increasing the trunking's rigidity and ensuring stronger cover fixation.

item	color	L		description	EAN	note
		m	m			
LHD 40X40HF_HD	white	2	12	carton	8595057657199	with protective foil

material
 fire reaction class of underlying material
 temperature resistance
 flaming loop test
 self-extinguishing
 impact strength
 inside area
 package
 area with a risk of explosion
 IP classification
 mechanical protection
 halogen-free material
 color
 with protective foil
 antibacterially

1

2

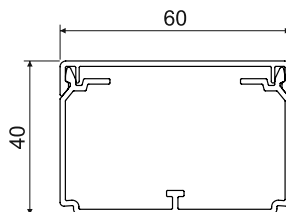

3

4

5

index

LH 60X40HF



MAT								
HF	-25 - +90°C	850°C	A1 - F	30 sec.	0,5 J	1870 mm ²		IP 40

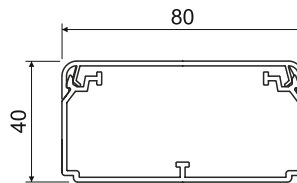

- ▶ It does not contain halogen elements, suitable for environments with high concentrations of people.
- ▶ Standard shape.
- ▶ Designed for wall or ceiling mounting.
- ▶ Double lock on lid increasing the trunking's rigidity and ensuring stronger cover fixation.
- ▶ The possibility of inserting partition wall PEKD 40HF.
- ▶ Spacers are included in the package – always 1 pc per 1 m.

item		L			EAN	note
		m	m			
LH 60X40HF_HD	white	2	16	carton	8595568933782	with protective foil

Accessories			
	item	package	EAN
end			
	8651HF_HB	2	8595568933799
connecting			
	8652HF_HB	2	8595568933805
bending			
	8653HF_HB	2	8595568933812
bending round			
	8653RHF_HB	2	8595568933829
branching			
	8654HF_HB	2	8595568933836
branching round			
	8654RHF_HB	2	8595568933843
inner corner (variable)			
	8655HF_HB	2	8595568933850
outer corner (variable)			
	8656HF_HB	2	8595568933867
spacer			
	RLH 60X40HF_HB	50	8595568933874
partition wall			
	PEKD 40HF_C	20 m	8595057691551
more information on pg. 2-59			



EKD 80X40HF



MAT							
HF	-25 - +90°C	850°C	A1 - F	30 sec.	0,5 J	2430 mm ²	IP 40

- ▶ It does not contain halogen elements, suitable for environments with high concentrations of people.
- ▶ It is designed for inserting multiple cables or cables of larger diameters.
- ▶ The possibility of inserting partition wall PEKD 40HF.
- ▶ Double lock on lid increasing the trunking's rigidity and ensuring stronger cover fixation.
- ▶ Spacers are included in the package – always 1 pc per 1 m.

Accessories			
	item	package	EAN
end			
	8501HF_HB	2	8595057691285
connecting			
	8502HF_HB	2	8595057691292
bending			
	8503HF_HB	2	8595057691308
branching			
	8504HF_HB	2	8595057691315
inner corner (variable ±10°)			
	8505HF_HB	2	8595057691322
outer corner (variable ±10°)			
	8506HF_HB	2	8595057691339
spacer			
	REKO 80X40HF_HB	100	8595057692060
partition wall			
	PEKD 40HF_-C	20 m	8595057691551
more information on pg. 2-59			

item		L			EAN	note
		m	m			
EKD 80X40HF_HD	white	2	10	carton	8595057691278	with protective foil

1

2

3

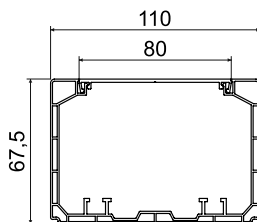

4

5

index



PK 110X65 D HF



- MAT
- 25 - +90°C
- 850°C
- A1 - F
- 30 sec.
- 1 J
- 5500 mm²
- IP 40
- IK07
- only KP PK HF

- ▶ It does not contain halogen elements, suitable for environments with high concentrations of people.
- ▶ Designed for inserting power and communication circuits, security lines and other lines.
- ▶ Individual lines can be electromagnetically shielded by inserting a shielding canal.
- ▶ For classic devices installed in the KP 80 PK HF device box.
- ▶ With using KOPOBOX MINI P, modular devices can be installed (pg. 1-95).
- ▶ Use is also possible in systems with maintained functionality in fire – see catalogue “Systems with maintained functionality in fire”.

item		L			EAN	note
		m	m			
PK 110X65 D HF_HD	white	2	6	carton	8595568934734	with protective foil

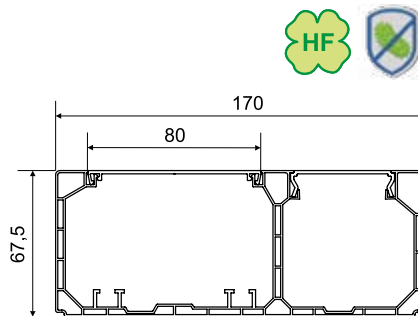

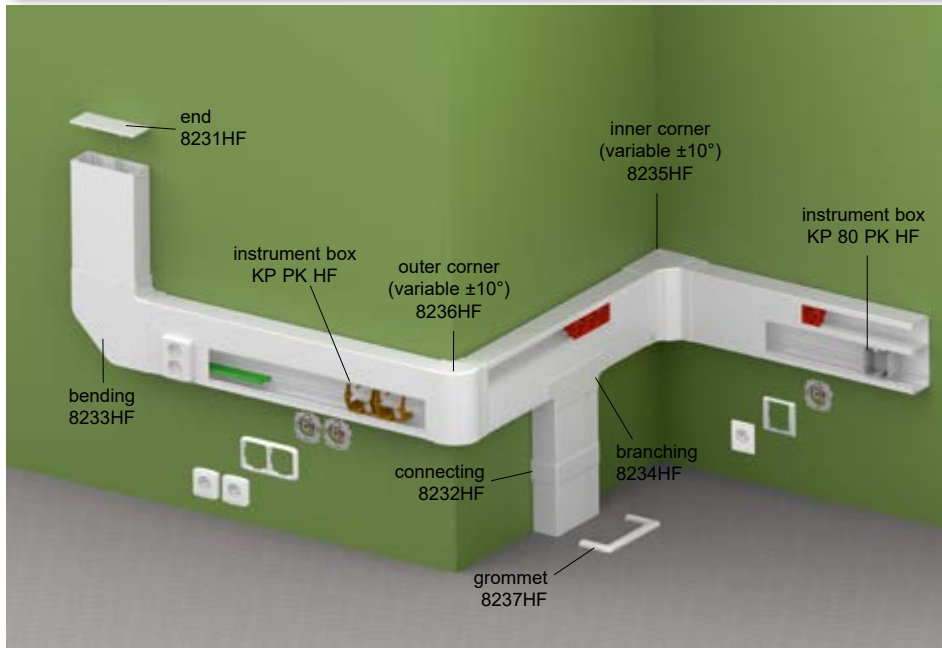
Accessories			
	item	package	EAN
end			
	8211HF_HB	2	8595568934741
connecting			
	8212HF_HB	2	8595568934758
bending			
	8213HF_HB	2	8595568934765
branching			
	8214HF_HB	2	8595568934772
inner corner (variable ±10°)			
	8215HF_HB	2	8595568934789
outer corner (variable ±10°)			
	8216HF_HB	2	8595568934796
grommet			
	8217HF_HB	2	8595568934802
partition wall			
	PEKE 60 HF_HD	20 m	8595568934826
more information on pg. 2-59			
instrument box			
	KP 80 PK HF_HB	2	8595568934819
more information on pg. 2-59			
shielding canal			
	SK 40X20_S	12 m	8595057614840
	SK 40X33_S	12 m	8595057630291
more information on pg. 2-62			



- material
- flaming loop test
- inside area
- color
- fire reaction class of underlying material
- self-extinguishing
- for mounting a double-socket
- IP classification
- temperature resistance
- impact strength
- area with a risk of explosion
- mechanical protection
- antibacterially
- package
- with protective foil
- halogen-free material



PK 170X65 D HF



MAT									
HF	-25 - +90°C	850°C	A1 - F	30 sec.	1 J	4200/ 2500 mm ²	IP 40	IK07	only KP PK HF

- ▶ It does not contain halogen elements, suitable for environments with high concentrations of people.
- ▶ Designed for installation of standard and modular devices 45 x 45 or 45 x 22,5 mm. KOPOS recommends installing QUADRO instruments (pg. 2-48), tailor-made for KOPOS products. The installation devices from other manufacturers is possible e.g. ABB, PEHA, Legrand, OBO Bettermann, Schneider Electric Altira with maximal depth of 52 mm.
- ▶ It is necessary to use the device box KP 80 PK HF or KP PK HF for the assembly of classic devices. The closed box KP 80 PK is snapped into the body of the channel and the lid is attached to the box. The open device box KP PK is snapped into the bottom of the channel and the lid must be drilled with a VPT 64 drill.
- ▶ Installation of modular devices without additional accessories.
- ▶ Maximum number of modular instruments placed next to each other is 3 pcs. When installing multiple instruments next to each, it is necessary to put about 5 cm wide piece of lid after 3 pieces to fasten them.

item		L			EAN	note
			m	m		
PK 170X65 D HF_HD	white	2	6	carton	8595568934833	with protective foil



Accessories			
	item	package	EAN
end			
	8231HF_HB	2	8595568934840
connecting			
	8232HF_HB	2	8595568934857
bending			
	8233HF_HB	2	8595568934864
branching			
	8234HF_HB	2	8595568934871
inner corner (variable ±10°)			
	8235HF_HB	2	8595568934888
outer corner (variable ±10°)			
	8236HF_HB	2	8595568934895
grommet			
	8237HF_HB	2	8595568934901
partition wall			
	PEKE 60 HF_HD	20 m	8595568934826
more information on pg. 2-59			
instrument box			
	KP 80 PK HF_HB	2	8595568934819
more information on pg. 2-59			
shielding canal			
	SK 40X20_S	12 m	8595057614840
	SK 40X33_S	12 m	8595057630291
more information on pg. 2-62			

material	flaming loop test	inside area	color	package
fire reaction class of underlying material	self-extinguishing	for mounting a double-socket	IP classification	with protective foil
temperature resistance	impact strength	area with a risk of explosion	mechanical protection	halogen-free material
antibacterially				

1

2

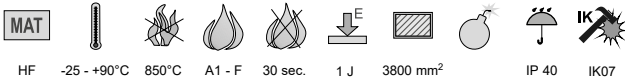
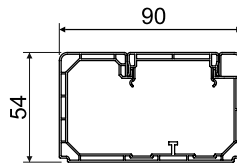

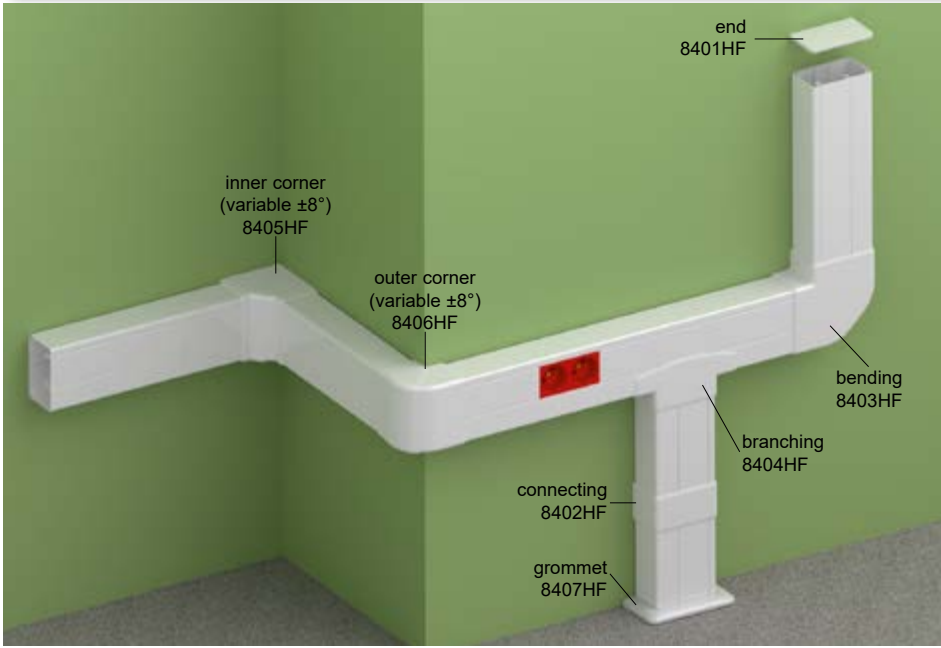
3

4

5

index

PK 90X55 D HF



- ▶ It does not contain halogen elements, suitable for environments with high concentrations of people.
- ▶ Designed for installation of modular devices 45 x 45 or 45 x 22,5 mm.
- ▶ KOPOS recommends installing QUADRO instruments (pg. 2-48), tailor-made for KOPOS products. The installation devices from other manufacturers is possible e.g. ABB, PEHA, Legrand, OBO Bettermann, Schneider Electric with maximal depth of 42 mm.
- ▶ Maximum number of modular instruments placed next to each other is 3 pcs. When installing multiple instruments next to each, it is necessary to put about 5 cm wide piece of lid after 3 pieces to fasten them.
- ▶ Installation of modular devices without additional accessories.

Accessories			
	item	package	EAN
end			
	8401HF_HB	2	8595568925480
connecting			
	8402HF_HB	2	8595568925497
bending			
	8403HF_HB	2	8595568925503
branching			
	8404HF_HB	2	8595568925510
inner corner (variable ±8°)			
	8405HF_HB	2	8595568925527
outer corner (variable ±8°)			
	8406HF_HB	2	8595568925534
grommet			
	8407HF_HB	2	8595568925541
partition wall			
	PEKD 40HF_C	20 m	8595057691551
more information on pg. 2-59			

item		L			EAN	note
		m	m			
PK 90X55 D HF_HD	white	2	12	carton	8595568925473	with protective foil



1

2

3

4

5

index

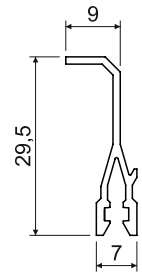


PEKD 40HF - partition wall



MAT HF 30 sec.

► It serves to divide the internal space of halogen-free channels and thus for better handling of inserted cables and clarity.



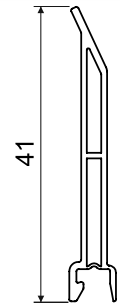
item	for trunkings		L		EAN
			m	m	
PEKD 40HF_-C	LH 60X40HF, EKD 80X40HF, PK 90X55 D HF	white	2	20	8595057691551

PEKE 60 HF - partition wall



MAT HF 30 sec.

► It serves to divide the internal space of halogen-free channels and thus for better handling of inserted cables and clarity.



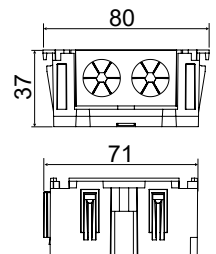
item	for trunkings		L		EAN
			m	m	
PEKE 60 HF_HD	PK 110X65 D HF, PK 170X65 D HF	white	1	10	8595568934826

KP 80 PK HF - instrument box for halogen-free channels PK



MAT HF -5 - +60°C A1 - D 30 sec. 71

- Enclosed box with removable partitions.
- Box connections allow multiple devices to be mounted in a common frame.
- It is possible to insert a shielding channel SK 40X20.



item	for trunkings			EAN
			pcs	
KP 80 PK HF_HB	PK 110X65 D HF, PK 170X65 D HF	white	2; 132	8595568934819

1

2

3

4

5

index

PEKD 40

- partition wall

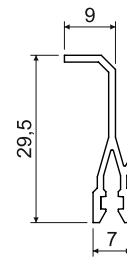



MAT



PVC 30 sec.

- It uses to divide the internal space of the canals and thus to improve the handling of the cables and their clarity.



item	for trunkings	 color	L	 m	EAN
			m	m	
PEKD 40_C	LH 60X40, EKD 80X40, EKD 100X40, EKD 120X40	white	2	120	8595057690448

PEKE 60

- partition wall

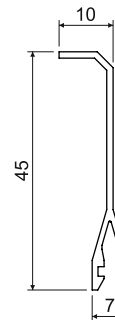




MAT



PVC 30 sec.


- It uses to divide the internal space of the canals and thus to improve the handling of the cables and their clarity.



item	for trunkings	 color	L	 m	EAN
			m	m	
PEKE 60_C	EKE 60X60, EKE 100X60, EKE 140X60, EKE 180X60, PK 110X65 D, PK 130X65 D, PK 170X65 D, PK 90X55 D, PK 120X55 D, PK 160X65 D, PK 210X70 D	white	2	20	8595057627079

PKS 70/60

- partition wall

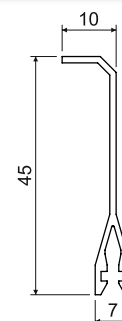




MAT



PVC 30 sec.


- Thanks to a thin layer of metal foil, it has similar characteristics as a metal partition, but it is much lighter.
- Individual partition walls should be connected using PLSK connecting wire.



item	for trunkings	 color	L	 m	EAN
			m	m	
PKS 70/60_XX	EKE 60X60, EKE 100X60, EKE 140X60, EKE 180X60, PK 110X65 D, PK 130X65 D, PK 170X65 D, PK 90X55 D, PK 120X55 D, PK 160X65 D, PK 210X70 D		2	20	8595057664364



PEP 60 - plastic partition wall

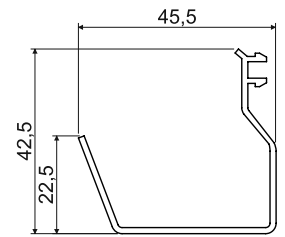




MAT




PVC 30 sec.

- It uses to divide the internal space of the canals and thus to improve the handling of the cables and their clarity.



item	for trunkings	 color	L	 m	EAN
			m	m	
PEP 60_HD	EKE 100X60, EKE 140X60, EKE 180X60, PK 110X65 D, PK 130X65 D, PK 170X65 D, PK 210X70 D	white	2	32	8595057668768

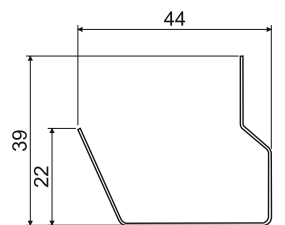
PEP 60/K - metal partition wall





MAT

ZN

- It is fixed by PSK 1.
- It uses to divide the internal space of the canals and thus to improve the handling of the cables and their clarity.
- Individual partition walls should be connected using PLSK connecting wire.
- Use is also possible in systems with maintained functionality in fire – see catalogue "Systems with maintained functionality in fire".



item	for trunkings	 color	L	 m	EAN
			m	m	
PEP 60/K_S	EKE 100X60, EKE 140X60, EKE 180X60, PK 110X65 D, PK 130X65 D, PK 170X65 D, PK 210X70 D		2	24	8595057668775

SK 40X.. - shielding canal

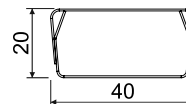


MAT 

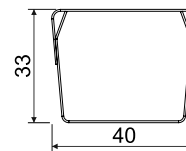
ZN SK 40X20 - 770 mm²
SK 40X33 - 1200 mm²


- ▶ They are used to separate individual types of lines in terms of electromagnetic compatibility.
- ▶ It is composed of two parts, both made of 0.55 mm hot-dip galvanized sheet.
- ▶ Can be mounted in EKE and PK trunkings. When mounting SK 40X33 trunking, you cannot use instruments with a greater mounting depth.
- ▶ Sections intended for fixing PSK 1 are 250 mm apart on trunking.
- ▶ An individual pieces mounted by PLSK connective cable.

SK 40X20





SK 40X33



item	for trunkings	L		EAN
		m	m	
SK 40X20_S	EKE 100X60, EKE 140X60, EKE 180X60, PK 110X65 D, PK 130X65 D, PK 170X65 D,	2	12	8595057614840
SK 40X33_S	PK 120X55 D, PK 210X70 D	2	12	8595057630291

PSK 1 - clamp for shielding canal




MAT   

PVC -5 - +60°C A1 - F

- ▶ It uses to secure the shielding canals to the EKE, PK and partition PEP 60/K.
- ▶ To install, simply snap into the opposite holes in the shielding canal sides.
- ▶ It can be used to attach wires together with a fixing tape with a width of no more than 8 mm.
- ▶ 1 pc PSK 1 (12 pcs of clamps) are used for fixing 1 pc of shielding canal SK (2 m).





item		EAN
	pcs	
PSK 1_HB	5; 320	8595057629035

PLSK - interconnecting cable of shield trunking




- ▶ It is used to connect the metal pieces of the SK 40X ... and PEP 60/K, PKS 70/60 partitions.
- ▶ Conductor diameter is 1.5 mm².
- ▶ Supplied including the screws.
- ▶ Screw material is ZNCR.

item			EAN
	mm	pcs	
PLSK_XX	110	10	8595057627345

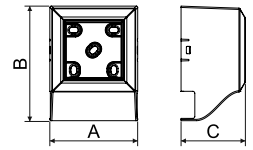


PNQ... - instrument carrier QUADRO for modular instruments



MAT
 PVC -5 - +60°C A1 - F 30 sec.

- ▶ It consists of three parts – carrier, frame and cover.
- ▶ Intended for the assembly of modular instruments QUADRO (pg. 2-48), suitable for 45 x 45 45 x 22,5 devices or other manufacturers.



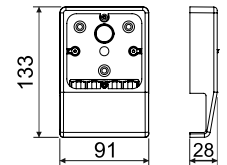
item	A	B	C	for trunkings			EAN
	mm	mm	mm				
PNQ 20X10_HB	65,8	86	48,2	LHD 20X10	white	1; 82	8595568927194
PNQ 32X15_HB	65,8	98	48,2	LHD 32X15		1; 80	8595568927187
PNQ 40X20_HB	65,8	108	48,2	LHD 40X20		1; 66	8595568927200
PNQ LP 35_HB	65,8	101	48,2	LP 35		1; 80	8595568927378

PN 40X... - instrument carrier for LV 40X15 and LHD 40X20



MAT
 PVC -5 - +60°C A1 - D 30 sec.


- ▶ It consists of two parts - the carrier and cover.
- ▶ The instrument carrier includes 1 pcs of blinding pieces.
- ▶ Suitable for the following instruments: Classic, Tango, Swing, Time and others with a max. width of 83 mm.



item	for trunkings			EAN
			pcs	
PN 40X15_HB	LV 40X15	white	10; 60	8595057610569
PN 40X20_HB	LHD 40X20		10; 60	8595057610583
PN 40X20_I1		pink birch	1; 60	8595057657021
PN 40X20_I2		dark oak	1; 60	8595057657038
PN 40X20_SD		light wood	1; 60	8595568910370

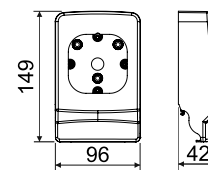
PNLP 35 2Z

- instrument carrier for trunkings LP 35



PVC -5 - +60°C A1 - D 30 sec.

- ▶ It consists of two parts - the carrier and cover.
- ▶ Suitable for the following instruments: Classic, Tango, Swing, Time, Element and others with a max. width of 89 mm.
- ▶ Instrument carrier with I2 type is suitable for the trunking with TD type.



item	color	package	EAN
		pcs	
PNLP 35 2Z_HB	white	10; 80	8595057655041
PNLP 35 2Z_I1	pink birch	1; 40	8595057669239
PNLP 35 2Z_I2	dark oak	1; 40	8595057669352
PNLP 35 2Z_SD	light wood	1; 40	8595568910387

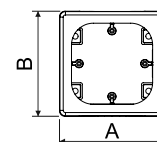
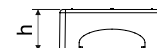
PNE...

- instrument carrier for trunkings LE



PVC -5 - +60°C A1 - D 30 sec.

- ▶ It consists of two parts - the carrier and cover.
- ▶ After removing the members in the vertical axis, you can mount the double socket.
- ▶ Suitable for the following instruments: Classic, Tango, Swing, Time, Element and others with a max. width of 89 mm.



item	A	B	h	for trunkings	color	package	EAN
	mm	mm	mm			pcs	
PNE 60X20_HB	95	95	38	LE 60	white	10; 60	8595057627475
PNE 60X20 2Z_HB	112	95	38			10; 50	8595057627482
PNE 80X20_HB	96	96	38			10; 60	8595057624689
PNE 100X20_HB	112	95	38			10; 50	8595057624672



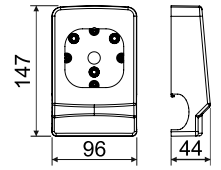
PNE 40 2Z

- instrument carrier for trunkings LE



PVC -5 - +60°C A1 - D 30 sec.

- ▶ It consists of two parts - the carrier and cover.
- ▶ After removing the members in the vertical axis, you can mount the double socket.
- ▶ Suitable for the following instruments: Classic, Tango, Swing, Time, Element and others with a max. width of 89 mm.



item	for trunkings	color	package	EAN
			pcs	
PNE 40 2Z_HB	LE 40	white	10; 80	8595057652347

1

2

3

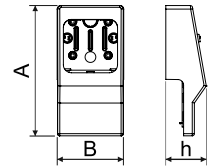
PN 80X25...

- instrument carrier for trunkings LP (LPK) 80X25



PVC -5 - +60°C A1 - D 30 sec.

- ▶ It consists of two parts - the carrier and cover.
- ▶ Suitable for the following instruments: Classic, Tango, Swing, Time and others with a max. width of 83 mm.
- ▶ PN 80X25 2Z - allows to install double-socket.



item	A	B	h	color	package	EAN
	mm	mm	mm		pcs	
PN 80X25_HB	171	92	55	white	10; 70	8595057611443
PN 80X25 2Z_HB	183	92	57		10; 60	8595057611399

4

5

KP 80 PK

- instrument box for trunking PK

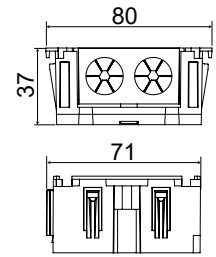




MAT



PVC -5 - +60°C A1 - D 30 sec. 71


- ▶ Enclosed box with removable partitions.
- ▶ Box connections allow multiple devices to be mounted in a common frame.
- ▶ It is possible to insert a shielding channel SK 40X20.



item	for trunkings	 white		EAN
			pcs	
KP 80 PK_HB	PK 110X65 D, PK 130X65 D, PK 170X65 D		2; 132	8595568930224

KP EKE

- instrument box for trunkings EKE

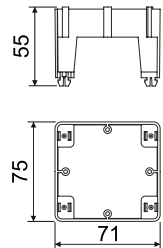


MAT



PVC -5 - +60°C A1 - D 30 sec. 71

- ▶ Allows inserting a shielding canal SK 40X...
- ▶ After removing the members for instrument screws (in the vertical axis), you can mount the double-socket.
- ▶ The snap-in feet have holes for 2.9x13 screws with a semicircular head (2.9x13V_ZNCR) for efficient securing of the box against unnecessary moving.




item	 white		EAN
		pcs	
KP EKE_HB		10; 70	8595057621732



KP PK

- instrument box for trunkings PK

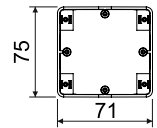
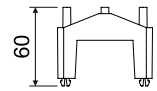


MAT



PVC -5 - +60°C A1 - D 30 sec. 71


- ▶ Allows inserting a shielding canal SK 40X...
- ▶ After removing the members for instrument screws (in the vertical axis), you can mount the double-socket.
- ▶ The snap-in feet have holes for 2.9x13 screws with a semicircular head (2.9x13V_ZNCR) for efficient securing of the box against unnecessary moving.



item	for trunkings	color		EAN
			pcs	
KP PK_HB	PK 110X65 D, PK 130X65 D, PK 170X65 D, PK 210X70 D	white	10; 80	8595057629011

PN EKE

- instrument carrier for trunkings EKE



MAT


steel

- ▶ Instrument carrier for installing sockets 400 V (only 16 A - direct).
- ▶ The pitch for socket mounting is 50 and 60 mm.
- ▶ ZNCR finish.
- ▶ Suitable eg. the sockets Bals, SEZ etc.

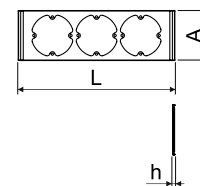


item	for trunkings		EAN
		pcs	
PN EKE_S	EKE 140X60, EKE 180X60	1; 24	8595057658028

8450... - instrument washer for trunkings PK

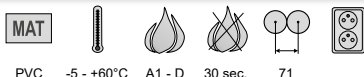



- ▶ To cover the mounting space of parapet trunking PK 210X70.

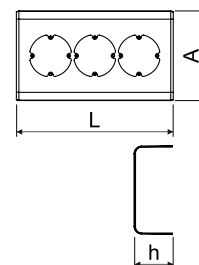




item	L	A	h	for trunkings			EAN
	mm	mm	mm				
8450-11_HB	110	80	4	PK 210X70 D	white	2; 10; 730	8595057646759
8450-12_HB	181	80	4			2; 10; 440	8595057646766
8450-13_HB	253	80	4			2; 10; 300	8595057646773

8550...; 8560... - instrument washer for trunkings EKE



- ▶ To cover the mounting space of EKE trunkings.
- ▶ The 8560-11 single washer allows mounting the double-socket after removing the two fixing eyes.



item	L	A	h	for trunkings			EAN
	mm	mm	mm				
8550-11_HB	110	104	62	EKE 100X60	white	2; 52	8595057646667
8550-12_HB	181	104	62			2; 78	8595057646674
8550-13_HB	253	104	62			2; 22	8595057646681
8560-11_HB	110	144	62	EKE 140X60		2; 42	8595057646698
8560-12_HB	181	144	62			2; 56	8595057646704
8560-13_HB	253	144	62			2; 34	8595057646711





SP...

- double-sided self adhesive tape




- ▶ Designed for mounting on the foundation side of the trunkings.
- ▶ The mounting space for the trunking should be sufficiently smooth and degreased.


item		winding		EAN
	mm	m	pcs	
SP 12X1/10_XX	12 x 1	10	1	8595057620155
SP 15X1/10_XX	15 x 1	10	1	8595057620162

VK 20

- blanking pliers



- ▶ Intended for cutting a hole into the side of the trunking for turnout.
- ▶ Width of cut is c. 20 mm.

item		EAN
	pcs	
VK 20_XX	1	8595057610125




L-42W

- trunking and pipes scissors



- ▶ Intended for cutting trunkings into size 40 x 20 mm and pipes into 40 mm diameter.

item		EAN
	pcs	
L-42W_XX	1	8595057611962



5822 DER

- plastic support rail



PVC -5 - +60°C A1 - D 30 sec.




- ▶ Designed for mounting standard clips (pg. 4-11) when mounting cables next to each other in a row.
- ▶ In the central axis of the trunking, holes of 4.3 x 15 mm are cut to fasten the surface material.

item		L		EAN
	mm	m	m	
5822 DER_HA	20 x 10	3	90	8595057605640

5820/..

- metal support rail



steel 0,7 mm




- ▶ Designed for mounting standard clips (pg. 4-11) when mounting cables next to each other in a row.
- ▶ In the central axis of the perforated trunking, holes of 4.3 x 15 mm are cut to fasten the surface material.
- ▶ Can be used to fasten PVC clamps of steel rigid EN pipes (pg. 3-14).

item		L	perforation	material		EAN
	mm	m			m	
5820/20_S	20 x 10	3	non perforated	Sendzimir	75	8595057605657
5820/21_S		3	perforated		75	8595057605664
5820/30_XX		3	non perforated	without surface finish	75	8595057605671
5820/31_XX		3	perforated		75	8595057605688

TS

- metal support rail



steel 1 mm



- ▶ Designed for attaching instruments (circuit breakers, contactors, terminals, etc.) in distributors and instrument boards.
- ▶ At both ends there are holes and grooves for attaching to the washer.

Example: TS 35 DZN-CR 0.2: perforated rail, ZNCR surface, length 0,2

item	description	surface finish		L	
			mm	m	
TS35_XX	with cleaving (5,2 x 25 mm)	without surface finish	35 x 7,5	according to specification	
TS35 ZN_S		Sendzimir			
TS35 ZN-CR_ZNCR		ZNCR			
TS35 P_XX	non perforated	without surface finish		35 x 7,5	3
TS35 ZNP_S		Sendzimir			
TS35 D_XX	perforated (ø 5,2 mm)	without surface finish			35 x 7,5
TS35 DZN_S		Sendzimir			
TS35 DZN-CR_ZNCR		ZNCR			
TS35 DP_XX		without surface finish	3		
TS35 DZNP_S		Sendzimir			



material



fire reaction class of underlying material



temperature resistance



self-extinguishing



dimensions - height, width




sheet metal thickness



package



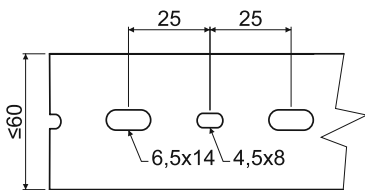
RK ..X.. - distribution trunking



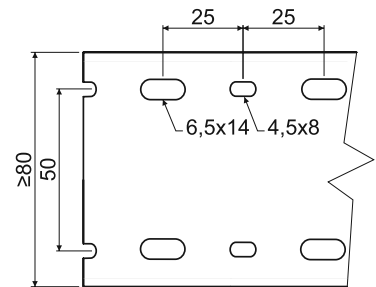
MAT
 PVC -20 - +60°C A1 - F 30 sec.

- ▶ Optimal closing, fixed cover.
- ▶ Easy installation and removal.
- ▶ Trunkings are supplied with cover.
- ▶ Rib can be easily broken out at the bottom of the trunking.
- ▶ For construction height 60 mm and above there are shaped ribs.
- ▶ Rib width 5,5 mm, cut-out width 4,5 mm.

item				L		EAN	number of conductors when 50 % of the trunking capacity is filled		
							w x h (mm)	w x h (mm)	(m)
RK 30X30_LD	grey	30 x 30	27 x 27	2	64	8595057623132	53	50	41
RK 30X40_LD		30 x 40	27 x 37	2	60	8595057623149	105	98	80
RK 40X60_LD		40 x 60	36 x 56	2	48	8595057623187	162	151	124
RK 60X60_LD		60 x 60	56 x 56	2	36	8595057623194	245	229	188
RK 80X60_LD		80 x 60	76 x 56	2	32	8595057623200	333	310	255
RK 100X60_LD		100 x 60	96 x 56	2	22	8595057623217	417	389	319
RK 40X80_LD		40 x 80	36 x 76	2	40	8595057623248	231	216	177
RK 60X80_LD		60 x 80	56 x 76	2	36	8595057623255	350	326	268



The perforation is in one row up to the width of 60 mm.



The perforation in two rows above the width of 80 mm.

Accessories to distribution trunkings

	Description	Item					EAN
			mm	mm	pcs	m	
	flexible conductor trunking (installation by means of bonding tape)	RK-OVK20_LA	500	20	60		8595057623811
		RK-OVK30_LB	500	30	36		8595057623828
		RK-OVK40_LB	500	40	24		8595057623835
	spiral tube	RK-ST6_H25		4		25	8595057623842
		RK-ST12_H20		9		20	8595057623859
		RK-ST22_H25		16		25	8595057623866
	fixing rivets (to fix the canal to the underlying material)	RK-PN6_FA		6	4000		8595057623927

1

2

3

4

5

index

RK ..X.. DIN

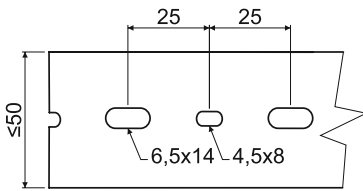
- distribution trunking DIN



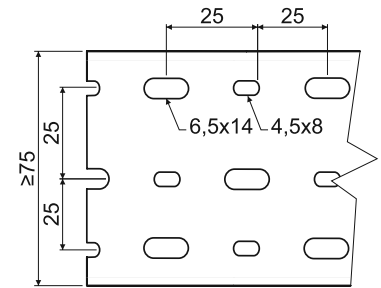
PVC -20 - +60°C A1 - F 30 sec.

- ▶ Optimal closing, fixed cover.
- ▶ Easy installation and removal.
- ▶ Trunkings are supplied with cover.
- ▶ Rib can be easily broken out at the bottom of the trunking.
- ▶ For construction height 60 mm and above there are shaped ribs.
- ▶ Rib width 6 mm, cut-out width 4 mm.

item				L		EAN	number of conductors when 50 % of the trunking capacity is filled		
							0,75 mm ² Ø 2,8 mm	1 mm ² Ø 2,9 mm	1,5 mm ² Ø 3,2 mm
RK 25X25 DIN_LD	grey	25 x 25	20 x 20	2	48	8595057623606	32	30	25
RK 50X50 DIN_LD		50 x 50	45 x 45	2	42	8595057623668	165	153	126
RK 37.5X75 DIN_LD		37,5 x 75	33 x 70	2	24	8595057623712	188	175	144
RK 50X75 DIN_LD		50 x 75	45 x 70	2	28	8595057623729	256	239	196
RK 75X75 DIN_LD		75 x 75	70 x 70	2	24	8595057623736	398	371	305



DIN perforation in one row up to the width of 50 mm.



DIN perforation in three rows above the width of 75 mm..



material



fire reaction class of underlying material



temperature resistance



self-extinguishing



dimensions - height, width



inner dimensions - height, width



package



color

1

2

3

4

5

index



Wiring trunkings - approximate quantity of inserted cables

orientation cable diameter (mm)	6	7	8	8,5	9	9,5	10	11	12	13	14	15	16
LV 11X10	-	-	-	-	-	-	-	-	-	-	-	-	-
LV 18X13	2	1	1	-	-	-	-	-	-	-	-	-	-
LV 24X22	3	2	2	1	1	1	1	-	-	-	-	-	-
LV 40X15	6	5	4	3	2	2	2	1	1	-	-	-	-
LH 15X10	1	1	-	-	-	-	-	-	-	-	-	-	-
LHD 17X17	2	1	1	1	1	-	-	-	-	-	-	-	-
LHD 20X10 LHD 20X10HF	2	1	-	-	-	-	-	-	-	-	-	-	-
LHD 20X20 LHD 20X20HF	3	3	2	2	1	1	-	-	-	-	-	-	-
LHD 25X15	3	3	2	2	2	1	1	1	-	-	-	-	-
LHD 25X20	3	3	2	2	2	1	1	1	-	-	-	-	-
LHD 30X25	6	5	3	2	2	2	2	2	2	1	1	1	1
LHD 32X15	4	3	2	2	2	1	1	1	-	-	-	-	-
LHD 40X20 LHD 40X20HF	6	5	3	3	2	2	2	2	1	1	1	1	-
LHD 40X40 LHD 40X40HF	14	10	8	8	6	6	5	5	3	2	2	2	2
LHD 50X20	7	6	5	4	3	3	3	2	1	1	1	1	-
LHD 50X20/1	7	6	5	4	3	3	3	2	1	1	1	1	-
LHD 50X20/2	7	6	5	4	3	3	3	2	1	1	1	-	-
LH 60X40 LH 60X40HF	24	18	16	14	12	11	9	7	6	4	3	3	3
LZ 15X12	1	1	1	-	-	-	-	-	-	-	-	-	-
LZK 15X12	1	1	1	-	-	-	-	-	-	-	-	-	-
LP 80X25	16	14	10	9	8	7	7	6	5	4	3	2	2
LPK 80X25	16	14	10	9	8	7	7	6	5	4	3	2	2
LP 35	5	3	3	2	1	1	1	1	1	-	-	-	-
LR 30	7	5	5	4	4	3	3	2	2	2	1	1	1
LO 35	2	-	-	-	-	-	-	-	-	-	-	-	-
LO 50	5	2	2	-	-	-	-	-	-	-	-	-	-
LO 75	11	7	6	5	4	4	3	2	2	-	-	-	-
LE 40	8	6	5	4	3	3	2	2	1	1	1	-	-
LE 60	10	8	7	5	4	3	3	2	2	2	-	-	-
LE 80	12	10	8	6	4	4	4	3	3	2	-	-	-
LE 100	14	11	10	10	8	8	6	6	3	3	-	-	-
EKD 80X40 EKD 80X40HF	28	20	14	12	12	10	10	8	6	5	4	4	4
EKD 100X40	36	24	18	16	16	14	14	12	8	7	6	5	5
EKD 120X40	44	29	20	18	18	16	16	14	10	8	7	6	6
EKE 60X60	31	23	16	13	11	11	9	7	7	6	6	5	5
EKE 100X60	55	40	30	22	22	20	18	15	13	13	10	8	8
EKE 140X60	79	60	45	40	36	34	28	22	20	18	13	12	12
EKE 180X60	103	78	59	46	43	40	40	30	27	25	17	17	15
PK 110X65 D PK 110X65 D HF	60	45	36	30	30	25	22	19	15	13	12	9	8
PK 130X65 D	74	52	45	38	35	28	28	25	18	18	15	12	10
PK 170X65 D PK 170X65 D HF	93	74	60	55	48	42	37	34	30	22	20	15	12
PK 90X55 D PK 90X55 D HF	44	30	25	22	19	15	15	13	9	8	8	6	6
PK 120X55 D	57	41	31	30	28	24	20	18	13	12	12	10	8
PK 160X65 D	93	60	56	48	45	40	38	31	22	21	20	15	13
PK 210X70 D	95	74	60	55	48	42	37	34	30	22	20	15	12
SK 40X22	10	8	6	6	4	4	3	2	2	1	1	1	1
SK 40X33	16	10	8	8	6	6	4	4	3	2	1	1	1

The chart counts with 60 % usage of inner trunking cross-section.

1

2

3

4

5

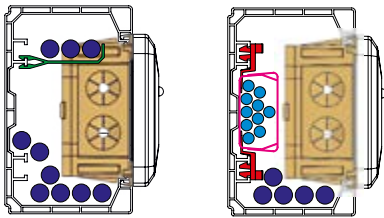
index

Parapet trunkings - examples of channel usability

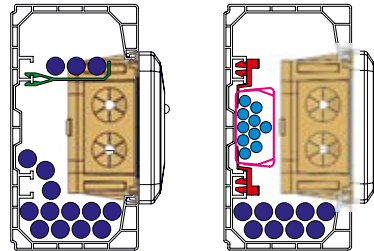
Examples of channel usability in combination with accessories. The examples do not represent maximum capacity.

	Examples with shielding channel		Examples with partition	
	Ø cable 6 mm (data)	Ø cable 9,5 mm (power)	Ø cable 6 mm (data)	Ø cable 9,5 mm (power)
PK 90X55 D PK 90X55 D HF	-	-	0	12
PK 120X55 D	16	6	-	-
PK 160X65 D	-	-	24	11
PK 110X65 D PK 110X65 D HF	10	5	0	10
PK 130X65 D	10	9	0	15
PK 170X65 D PK 170X65 D HF	10	9	0	14
PK 210X70 D	16	17	0	22

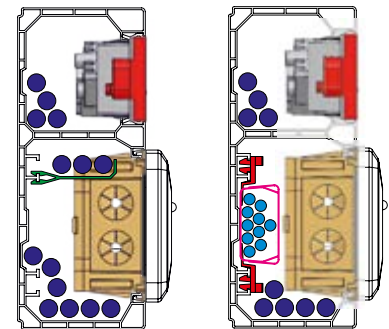
PK 110X65 D (HF)



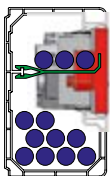
PK 130X65 D



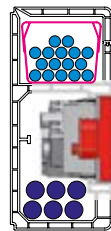
PK 170X65 D (HF)



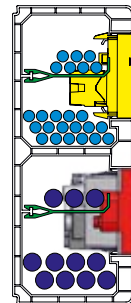
PK 90X55 D (HF)



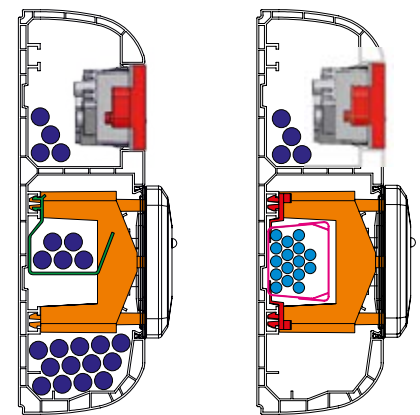
PK 120X55 D



PK 160X65 D




PK 210X70 D



Legend

	power cable Ø 9,5 mm
	data cable Ø 6 mm
	shielding channel (SK 40X33, SK 40X20)
	clamp for shielding canal PSK 1
	instrument box KP PK
	instrument box KP 80 PK
	partition walls (PEP 60, PEKE 60)
	data socket module QUADRO
	power socket module QUADRO



1

2

3

4

5

index





3

**WIRING PIPES
AND ACCESSORIES**

Wiring pipes and accessories

The pipes and accessories are made in compliance with ČSN EN 61386-1 ed. 2, specifications and approved documentation.

The PVC pipes and accessories passed the test of resistance against spread of flame in compliance with ČSN EN 61386-1 ed. 2. According to ČSN 33 2312 ed. 2, its use is possible in materials with fire reaction class A1 - F in accordance with ČSN EN 13501-1.

Polyethylene pipes of type LPE 1 and LPE 2 with low and very low mechanical resistance can be used only for installing on/into class A1 non-inflammable materials.

The pipes are intended for installation to the distribution of low voltage.

Manufacturer recommends the assembling of plastic pipes at the temperature over 0 °C.

The ČSN 64 0090 standard is applicable for storage.

It is possible to install flexible and tough "necked" pipes with accessories on premises where there is danger of explosions of flammable gases and vapours (zone 2) or danger of explosions of flammable dust (zone 22); the wiring must be performed according to ČSN EN 60079-14.

KOPOFLEX®, KOPODUR®, KOPOHALF®, KOPOKAN and Optical Cable Protectors are designed for under the ground installation.

The product may have common surface mechanical damage (crumpling, scratches, deformations of the ribs) to the outer wall of the pipe caused by production or transport technology, which does not affect the functionality of the product.

Flexible pipes [3-4](#)

Rigid socket pipes [3-11](#)

Cable protection KOPOFLEX® and KOPODUR® [3-18](#)

Sectional protection KOPOHALF® [3-21](#)

Earthen channel KOPOKAN [3-22](#)

Optical cable protectors - HDPE [3-23](#)

Steel pipes [3-26](#)

Aluminium pipes [3-37](#)

Flexible metal pipe [3-39](#)

Drainage pipes [3-40](#)

Tube length tolerance	- rigid:	± 10 mm	Protective tube length tolerance - KOPOFLEX®:	± 0,5 m
	- flexible:	± 1 %		- KOPODUR®:
			- HDPE:	± 2 mm/m
			- KOPOHALF®:	± 10 mm
			- KOPOKAN:	± 10 mm
			- DUODREN:	± 1 %

Icons - legend

	material		color
	temperature resistance, scope of application (°C)		thread
	fire reaction class of underlying material		wall thickness
	self-extinguishing		minimum bending radius (mm)
	mechanical resistance / load limit value (N)		sheet metal thickness
	classification code according to ČSN EN 61386-1		mechanical protection
	classification code according to ČSN EN 61386-25		package (m; pcs)
	area with a risk of explosion		dimension package
	level of protection - IP classification		accessories, additional assortment
	functionality during a fire	dn	outside diameter
	halogen-free material	di	minimal inner diameter
	made of recycled material	R	bending radius
	UV stable	L	length
	low-smoke and halogen-free material (low smoke zero halogen)		

1

2

3

4

5

index



Classification codes for the declared properties of the piping system according to ČSN EN 61386-1 edition 2

The code classifies the conduits and their accessories according to compressive strength, impact strength, minimum and maximum admissible installation temperature.

first digit		second digit		third digit		fourth digit		fifth digit	
resistance to compression		resistance to impact		lower temperature range		upper temperature range		resistance to bending	
1	very light 125 N	1	very light 0,5 J	1	+ 5 °C	1	+ 60 °C	1	rigid
2	light 320 N	2	light 1 J	2	- 5 °C	2	+ 90 °C	2	pliable
3	medium 750 N	3	medium 2 J	3	- 15 °C	3	+105 °C	3	pliable / self recovering
4	heavy 1250 N	4	heavy 6 J	4	- 25 °C	4	+120 °C	4	flexible
5	very heavy 4000 N	5	very heavy 20,4 J	5	- 45 °C	5	+150 °C		
						6	+250 °C		
						7	+400 °C		

Pipes: KOPOS TYP 1516E - 1563 EN 2241 (320 N) PVC
 KOPOS TYP 4016E - 4063 EN 3341 (750 N) PVC
 KOPOS TYP 8016E - 8063 EN 4441 (1250 N) PVC

Classification codes for the declared properties of the fixing equipment according to ČSN EN 61386-25

Classification codes for the declared properties of the piping system fixing equipment.

first digit	resistance to lateral load	2	low lateral load
		3	medium lateral load
		4	high lateral load
second digit	impact resistance	1	very low impact strength
		2	low impact strength
		3	medium impact strength
		4	high impact strength
		5	very high impact strength
third digit	range of low temperatures	1	+5 °C
		2	5 °C
		3	15 °C
		4	25 °C
		5	45 °C
fourth digit	range of high temperatures	0	+40 °C
		1	+60 °C
		2	+90 °C
		3	+105 °C
		4	+120 °C
		5	+150 °C
		6	+250 °C
		7	+400 °C
fifth digit	corrosion resistance	1	low protection inside and outside
		2	medium protection inside and outside
		3	medium protection inside, high protection outside
		4	high protection inside and outside
sixth digit	flame spread resistance	1	flame retardant
		2	spreading flame
seventh digit	resistance to axial load	0	not specified
		1	specified by the producer



All pipes and accessories (except for Weicon) are in compliance with EU directives.



Flexible pipes of types 14.. and 12.. and rigid pipes of types 15.., 40.., 80.., 15.. HF, 40.. HF including elbows and couplings are in compliance with German electrical Standard.

1

2

3

4

5

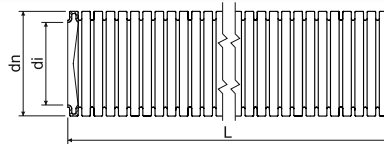
index

MONOFLEX®




- low mechanical resistance



PVC -5 - +60°C A1 - F 30 sec. 320 N/5 cm 22212



- ▶ For surface installation, into or under parget.
- ▶ Suitable for mounting into hollow walls, plaster walls, ceilings and wooden constructions.
- ▶ It is possible to install on premises where there is danger of explosions of flammable gases and vapours (zone 2) and on premises where there is danger of explosions of flammable dust (zone 22).

EN	dn	item	description		di min.	L		EAN	
	mm				mm	m			
	16	1416E_F50	-	black	10,7	50	5400	8595568909664	3-13 - 3-14
		1416E_H10	-	white		10	1920	8595568932419	
		1416E_K10	-	light grey		10	1920	8595568924940	
		1416E_K50	-	light grey		50	5400	8595057616035	
		1416E_K50D	with wire	light grey		50	5400	8595057619753	
	20	1420_F50	-	black	14,1	50	4500	8595568909671	
		1420_H10	-	white		10	1600	8595568932426	
		1420_K10	-	light grey		10	1600	8595568924957	
		1420_K50	-	light grey		50	4500	8595057616042	
		1420_K50D	with wire	light grey		50	4500	8595057619760	
	25	1425_F50	-	black	17,8	50	3000	8595568909695	
		1425_H10	-	white		10	900	8595568932433	
		1425_K10	-	light grey		10	900	8595568927019	
		1425_K50	-	light grey		50	3000	8595057616059	
		1425_K50D	with wire	light grey		50	3000	8595057619777	
	32	1432_F50	-	black	23,8	50	1600	8595568909718	
		1432_H10	-	white		10	900	8595568932440	
		1432_K10	-	light grey		10	900	8595568927026	
		1432_K50	-	light grey		50	1600	8595057616066	
		1432_K50D	with wire	light grey		50	1600	8595568930767	
40	1440_F25	-	black	31,2	25	1000	8595568922076		
	1440_K25	-	light grey		25	1000	8595057619715		
	1440_K25D	with wire	light grey		25	1000	8595057621510		
50	1450_F25	-	black	39,6	25	800	8595568909732		
	1450_K25	-	light grey		25	800	8595057619722		



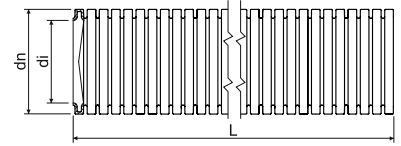
SUPER MONOFLEX

- medium mechanical resistance



MAT

PVC -5 - +60°C A1 - F 30 sec. 750 N/5 cm 33212



- ▶ For surface installation, into or under parget.
- ▶ Suitable for mounting into hollow walls, plaster walls, ceilings and wooden constructions.
- ▶ It is possible to install on premises where there is danger of explosions of flammable gases and vapours (zone 2) and on premises where there is danger of explosions of flammable dust (zone 22).

	dn	item	description		di min.	L		EAN	
	mm				mm	m	m		pg.
EN	16	1216E_L50	-	dark grey	10,7	50	5400	8595057612914	3-13 - 3-14
		1216E_L50D	with wire	dark grey		50	5400	8595057619814	
	20	1220_L50	-	dark grey	14,1	50	4500	8595057612921	
		1220_L50D	with wire	dark grey		50	4500	8595057619821	
	25	1225_L50	-	dark grey	17,8	50	3000	8595057612938	
		1225_L50D	with wire	dark grey		50	3000	8595057619838	
	32	1232_L25	-	dark grey	23,8	25	1500	8595057612945	
		1232_L25D	with wire	dark grey		25	1500	8595057619845	
	40	1240_L25	-	dark grey	31,2	25	1000	8595057612952	
		1240_L25D	with wire	dark grey		25	1000	8595057693753	
	50	1250_L25	-	dark grey	39,6	25	800	8595057612969	

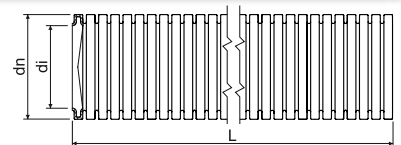
SUPER MONOFLEX HFPP

- medium mechanical resistance



MAT

PP -25 - +105°C A1 - F 30 sec. 750 N/5 cm 33432



- ▶ Flexible halogen-free self-extinguishing pipe made of PP with low smoke.
- ▶ For installation on the surface, in plaster, under plaster or into concrete.
- ▶ Suitable for mounting into hollow walls, plaster walls, ceilings and wooden constructions.
- ▶ It is possible to install on premises where there is danger of explosions of flammable gases and vapours (zone 2) and on premises where there is danger of explosions of flammable dust (zone 22).
- ▶ Halogen-free pipes are used on premises where the safety of people and property is primary, e.g.: public buildings, hospitals, schools, theatres, airport halls, shopping centres, etc.



	dn	item		di min.	L		EAN	
	mm			mm	m	m		pg.
EN	16	1216EHFPP_L100	grey	10,7	100	5400	8595057621800	3-16 - 3-17
	20	1220HFPP_L100	grey	14,1	100	4800	8595057621817	
	25	1225HFPP_L50	grey	18,2	50	2700	8595568927033	
		1225HFPP_L100	grey		100	3600	8595057621824	
	32	1232HFPP_L50	grey	24,2	50	1600	8595057621831	
	40	1240HFPP_L50	grey	32,5	50	1200	8595057621848	
	50	1250HFPP_L25	grey	41,2	25	700	8595057621855	

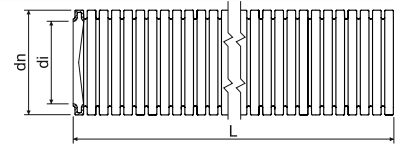
LPE-1

- UV stable, low mechanical resistance



PE -25 - +90°C A1 320 N/5 cm 22423

► Flexible UV stable pipe to be suitable for outside installations.



	dn	item	description		di min.	L		EAN	
	mm				mm				
EN	16	2316E/LPE-1_F1.DU	with wire	black	10,7	100	7200	8595568936202	3-17
	20	2320/LPE-1_F1.DU	with wire	black	14,1	100	4000	8595568902498	
		2320/LPE-1_F1.U	-	black		100	4000	8595568902481	
	25	2325/LPE-1_F1.DU	with wire	black	18,3	100	3200	8595057699366	
		2325/LPE-1_F1.U	-	black		100	3200	8595568902504	
	32	2332/LPE-1_F50DU	with wire	black	24,3	50	1600	8595568902573	
		2332/LPE-1_F50U	-	black		50	1600	8595568902566	



LPE-1

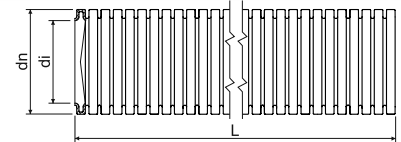
- low mechanical resistance



MAT

PE -25 - +90°C A1 320 N/5 cm 22423

► Suitable for direct monolithic concreting or under the parget.



	dn	item	description		di min.	L		EAN	
	mm				mm	m			
EN	16	2316E/LPE-1_A100	-	orange	10,7	100	7200	8595057651197	3-17
		2316E/LPE-1_A100D	with wire	orange		100	min. 7200	8595057651203	
	20	2320/LPE-1_A50	-	orange	14,1	50	4500	8595568927590	
		2320/LPE-1_A100D	with wire	orange		100	min. 4000	8595057651241	
	25	2325/LPE-1_A50	-	orange	18,3	50	3000	8595568905406	
		2325/LPE-1_A50D	with wire	orange		50	3000	8595568927699	
	32	2332/LPE-1_A50	-	orange	24,3	50	1600	8595057657380	
		2332/LPE-1_A50D	with wire	orange		50	1600	8595057668843	
40	2340/LPE-1_A25	-	orange	31,2	25	1000	8595057688452		
ČSN	21,2	2316/LPE-1_H100	-	white	16,0	100	3600	8595057603707	-
	28,5	2323/LPE-1_H100	-	white	22,9	100	2800	8595057603714	-
	34,5	2329/LPE-1_H50	-	white	28,4	50	1600	8595057603721	-

LPE-2

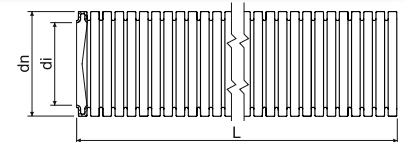
- very low mechanical resistance



MAT

PE -25 - +90°C A1 125 N/5 cm 11423

► Suitable for installing into prefabricated concrete elements.



	dn	item		di min.	L		EAN
	mm			mm	m		
ČSN	18,7	2313/LPE-2_H100	white	13,5	100	4000	8595057603646
	21,2	2316/LPE-2_H100	white	16,0	100	3600	8595057603653
	28,5	2323/LPE-2_H100	white	22,9	100	2800	8595057603660
	34,5	2329/LPE-2_H50	white	28,4	50	1600	8595057603677
	42,2	2336/LPE-2_H50	white	35,9	50	1400	8595057603684

APAFS, APACS

- low mechanical resistance

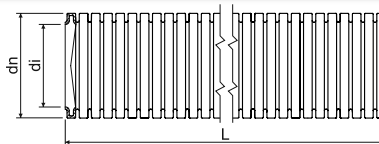


PA

stable mounting: -40 - +120°C
flexible mounting: -5 - +120°C



A1 - F 30 sec. 320 N/5 cm 242440*



- ▶ Flexible UV stable halogenless self-extinguishing pipe made from PA 6.
- ▶ Halogen-free pipes are used on premises where the safety of people and property is primary, e.g.: public buildings, hospitals, schools, theatres, airport halls, shopping centres, etc.

* electrical properties - undeclared



EN	dn	item		di min.	L	EAN
	mm			mm	m	
	15,8	APAFS16_F50	black	11,8	50	8595057656321
	21,2	APAFS21_F50	black	16,5	50	8595057662179
	28,5	APAFS28_F50	black	22,6	50	8595057667266
	34,5	APAFS34_F50	black	28,8	50	8595057658196
	42,5	APACS42_F25	black	35,2	25	8595057667273
	54,5	APACS54_F25	black	46,5	25	8595057651517
	79,3	APACS80_F10	black	67,3	10	8595057667280

Accessories for flexible pipes APAFS / APACS



PA

stable mounting: -50 - +120°C
flexible mounting: -45 - +120°C

30 sec.

IP66

black

- ▶ Adaptalok is a system of utilities allowing to terminate and fix the pipe.
- ▶ Utilities allow 45° and 90° tapping and direct threaded termination - M16 - M50 or PG13,5 - PG48.
- ▶ The pipe termination is available as for flange as well.
- ▶ Installation and removal is easy and quick.
- ▶ Adaptalok is tested in compliance with ČSN EN 61386-24.
- ▶ There is possible to assemble it into the space of dangerous area 2 at the environment of hazard explosion and inflammable gases and vapors.
- ▶ **Combination of utilities is driven by outside diameter of used pipe.**

pipe dn mm	Adaptalok direct flange		Adaptalok 90° flange		Adaptalok 45° flange		Adaptalok termination	
	item	EAN	item	EAN	item	EAN	item	EAN
16	A16FL_FB	8595057625495	A16FL-90_FB	8595057625464	-	-	A-ES16_FB	8595057625815
20	-	-	-	-	-	-	A-ES20_FB	8595057625822
21	A21FL_FB	8595057625501	A21FL-90_FB	8595057625471	A21FL-45_FB	8595057625532	-	-
28	A28FL_FB	8595057625518	A28FL-90_FB	8595057625488	A28FL-45_FB	8595057625549	A-ES28_FB	8595057625839
32	-	-	-	-	-	-	A-ES32_FB	8595057625846
40	-	-	-	-	-	-	A-ES40_FB	8595057625853



material



fire reaction class of underlying material



mechanical resistance



area with a risk of explosion



halogen-free material



color



temperature resistance



self-extinguishing



classification code according to 61386-1



IP classification










UV stable








accessories



			 		 		 	
			Adaptalok direct		Adaptalok 90°		Adaptalok 45°	
	pipe dn		item	EAN	item	EAN	item	EAN
	mm							
EN	16	M16x1,5	AM16/16_FB	8595057626676	AM16/16-90_FB	8595057625228	AM16/16-45_FB	8595057625341
	20	M20x1,5	AM20/20_FB	8595057626133	–	–	–	–
	21	M20x1,5	AM21/20_FB	8595057626683	AM21/20-90_FB	8595057625235	AM21/20-45_FB	8595057625358
	25	M25x1,5	AM25/25_FB	8595057626140	–	–	–	–
	28	M25x1,5	AM28/25_FB	8595057626690	AM28/25-90_FB	8595057625242	AM28/25-45_FB	8595057625365
	34	M32x1,5	AM34/32_FB	8595057626706	AM34/32-90_FB	8595057625259	AM34/32-45_FB	8595057625372
	42	M40x1,5	AM42/40_FB	8595057626713	AM42/40-90_FB	8595057625266	AM42/40-45_FB	8595057625389
	54	M50x1,5	AM54/50_FB	8595057625150	AM54/50-90_FB	8595057625273	AM54/50-45_FB	8595057625396

			 		 		 	
			Adaptalok direct		Adaptalok 90°		Adaptalok 45°	
	pipe dn		item	EAN	item	EAN	item	EAN
	mm							
ČSN	16	PG13,5	APG16/13_FB	8595057625167	APG16/13-90_FB	8595057625280	APG16/13-45_FB	8595057625402
	21	PG16	APG21/16_FB	8595057625174	APG21/16-90_FB	8595057625297	APG21/16-45_FB	8595057625419
	28	PG21	APG28/21_FB	8595057625181	APG28/21-90_FB	8595057625303	APG28/21-45_FB	8595057625426
	34	PG29	APG34/29_FB	8595057625198	APG34/29-90_FB	8595057625310	APG34/29-45_FB	8595057625433
	42	PG36	APG42/36_FB	8595057625204	APG42/36-90_FB	8595057625327	APG42/36-45_FB	8595057625440
	54	PG48	APG54/48_FB	8595057625211	APG54/48-90_FB	8595057625334	APG54/48-45_FB	8595057625457

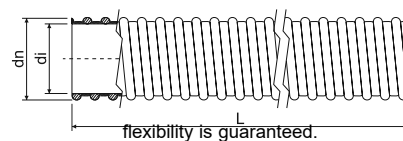
			 		 	
			Adaptalok washer		Adaptalok nut	
	pipe dn		item	EAN	item	EAN
	mm					
EN	16	M16x1,5	A-SW/M16_FB	8595057625686	The nut is a part of the AM adaptalok package.	
	21	M20x1,5	A-SW/M20_FB	8595057625693		
	28	M25x1,5	A-SW/M25_FB	8595057625709		
	34	M32x1,5	A-SW/M32_FB	8595057625716		
	42	M40x1,5	A-SW/M40_FB	8595057625723		
	54	M50x1,5	A-SW/M50_FB	8595057625730		
ČSN	16	PG13,5	A-SW/PG13_FB	8595057625747	A-LN/PG13_FB	8595057625624
	21	PG16	A-SW/PG16_FB	8595057625754	A-LN/PG16_FB	8595057625631
	28	PG21	A-SW/PG21_FB	8595057625761	A-LN/PG21_FB	8595057625648
	34	PG29	A-SW/PG29_FB	8595057625778	A-LN/PG29_FB	8595057625655
	42	PG36	A-SW/PG36_FB	8595057625785	A-LN/PG36_FB	8595057625662
	54	PG48	A-SW/PG48_FB	8595057625792	A-LN/PG48_FB	8595057625679

SPIROFLEX

- low mechanical resistance



MAT					
PVC	-5 - +60°C	A1 - F	30 sec.	320 N/5 cm	23114



- ▶ Flexible protective pipe reinforced with hard PVC spiral.
- ▶ Excels in smooth inside surface and very good strength, while the
- ▶ Suitable for systems with mechanical strain and constant pressure, e.g.: industrial systems and machine equipment.

dn	item		di min.	L		EAN
mm			mm	m	m	
20,7	SF16_K30	light grey	16	30	4320	8595057625891
25,0	SF20_K30	light grey	20	30	2970	8595057625907
30,6	SF25_K30	light grey	25	30	1800	8595057625914
38,0	SF32_K30	light grey	32	30	1200	8595057625921

Conduit bushing SPIROFLEX



MAT				
PVC	-5 - +60°C	A1 - F	30 sec.	IP64

item		di trubky	pro typ trubky			EAN
		mm		mm	pcs	
SFM20_KB	light grey	16	SF16	M20x1,5	25	8595057625938
SFM25_KB	light grey	20	SF20	M25x1,5	25	8595057625945
SFM32_KB	light grey	25	SF25	M32x1,5	10	8595057625952
SFM40_KB	light grey	32	SF32	M40x1,5	10	8595057625969

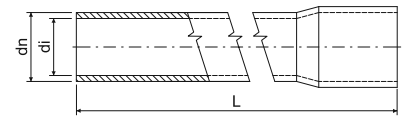


Rigid wiring pipes

- low mechanical resistance



MAT
 -25 - +60°C
 A1 - F
 30 sec.
 320 N/5 cm
 22411
 IK06



- ▶ Rigid socket pipes are fireproof-tested.
- ▶ It is possible to install on premises where there is danger of explosions of flammable gases and vapours (zone 2) and on premises where there is danger of explosions of flammable dust (zone 22).

EN	dn	item		di min.	L		EAN	
	mm			mm	m	m		pg.
	16	1516E_FA	black	13,7	3	30	8595568934307	3-13 - 3-14
		1516E_HA	white		3	30	8595057619067	
		1516E_KA	light grey		3	30	8595057617209	
		1516E_KC	light grey		2	20	8595057617216	
	20	1520_FA	black	17,4	3	30	8595568934314	
		1520_HA	white		3	30	8595057619074	
		1520_KA	light grey		3	30	8595057616905	
		1520_KC	light grey		2	20	8595057613867	
	25	1525_FA	black	22,1	3	30	8595568934321	
		1525_HA	white		3	30	8595057619081	
		1525_KA	light grey		3	30	8595057616912	
		1525_KC	light grey		2	20	8595057616882	
32	1532_FA	black	28,6	3	30	8595568934338		
	1532_HA	white		3	30	8595057619098		
	1532_KA	light grey		3	30	8595057616929		
	1532_KC	light grey		2	20	8595057616875		
40	1540_HA	white	36,6	3	30	8595057619104		
	1540_KA	light grey		3	30	8595057616936		
	1540_KC	light grey		2	20	8595057616943		
50	1550_HA	white	45,9	3	30	8595057619111		
	1550_KA	light grey		3	30	8595057617704		
	1550_KC	light grey		2	20	8595057644946		
63	1563_HA	white	58,4	3	15	8595057657373		
	1563_KA	light grey		3	15	8595057626317		

1

2

3

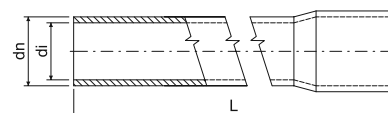
4

5

index

Rigid wiring pipes

- medium mechanical resistance

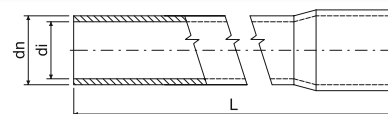


- ▶ Rigid socket pipes are fireproof-tested.
- ▶ It is possible to install on premises where there is danger of explosions of flammable gases and vapours (zone 2) and on premises where there is danger of explosions of flammable dust (zone 22).

	dn	item		di min.	L		EAN	
	mm			mm	m			
EN	16	4016E_KA	light grey	13,0	3	30	8595057689602	3-13 - 3-14
		4016E_LA	dark grey		3		8595057617223	
	20	4020_KA	light grey	16,9	3	30	8595057689954	
		4020_KC	light grey		2		8595568903655	
		4020_LA	dark grey		3		8595057617018	
	25	4025_KA	light grey	21,4	3	30	8595057689930	
		4025_KC	light grey		2		8595568902955	
		4025_LA	dark grey		3		8595057616981	
	32	4032_KA	light grey	28,0	3	30	8595057690011	
		4032_KC	light grey		2		8595568902962	
		4032_LA	dark grey		3		8595057617001	
	40	4040_KA	light grey	35,8	3	30	8595057689961	
		4040_LA	dark grey		3		8595057616998	
	50	4050_KA	light grey	45,0	3	30	8595057690394	
		4050_LA	dark grey		3		8595057617728	
	63	4063_KA	light grey	57,4	3	15	8595057696402	
		4063_LA	dark grey		3		8595057626324	

Rigid wiring pipes

- high mechanical resistance

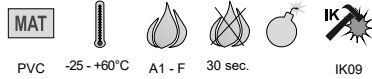


- ▶ Rigid socket pipes are fireproof-tested.
- ▶ It is possible to install on premises where there is danger of explosions of flammable gases and vapours (zone 2) and on premises where there is danger of explosions of flammable dust (zone 22).

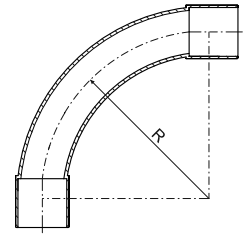
	dn	item		di min.	L		EAN	
	mm			mm	m			
EN	16	8016E_FA	black	12,2	3	30	8595057617247	3-13 - 3-14
	20	8020_FA	black	15,8	3	30	8595057617087	
	25	8025_FA	black	20,6	3	30	8595057617070	
	32	8032_FA	black	27,0	3	30	8595057617063	
	40	8040_FA	black	35,0	3	30	8595057617056	
	50	8050_FA	black	44,1	3	30	8595057617711	
	63	8063_FA	black	55,4	3	15	8595057626331	



Elbows for EN pipes



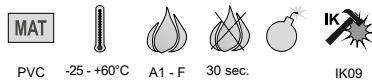
- ▶ The elbows with double-sided necks are intended for 90° bends.
- ▶ Bending radius ensures smooth transition and allows easy retraction of wires and cables.
- ▶ Rigid and flexible pipes can be connected using accessories for rigid pipe.
- ▶ If a bend other than 90° is required, it is possible to replace the elbow with a flexible pipe and connecting parts.
- ▶ It is possible to install on premises where there is danger of explosions of flammable gases and vapours (zone 2) and on premises where there is danger of explosions of flammable dust (zone 22).



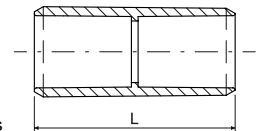
pipe dn mm	item		R mm		EAN
16	4116_FB	black	55	10; 480	8595057617735
	4116_HB	white		10; 480	8595057643888
	4116_KB	light grey		10; 480	8595057617834
	4116_LB	dark grey		10; 480	8595057617780
20	4120_FB	black	70	10; 240	8595057617742
	4120_HB	white		10; 240	8595057643895
	4120_KB	light grey		10; 240	8595057617841
	4120_LB	dark grey		10; 240	8595057617797
25	4125_FB	black	85	10; 120	8595057617759
	4125_HB	white		10; 120	8595057643901
	4125_KB	light grey		10; 120	8595057617858
	4125_LB	dark grey		10; 120	8595057617803

pipe dn mm	item		R mm		EAN
32	4132_FB	black	110	10; 60	8595057617322
	4132_HB	white		10; 60	8595057643918
	4132_KB	light grey		10; 60	8595057617346
	4132_LB	dark grey		10; 60	8595057617339
40	4140_FB	black	135	5; 35	8595057617773
	4140_HB	white		5; 35	8595057650657
	4140_KB	light grey		5; 35	8595057617865
	4140_LB	dark grey		5; 35	8595057617810
50	4150_FB	black	170	5; 30	8595057617766
	4150_HB	white		5; 30	8595057668874
	4150_KB	light grey		5; 30	8595057617872
	4150_LB	dark grey		5; 30	8595057617827

Connectors for EN pipes



- ▶ Rigid and flexible pipes can be connected using accessories for rigid pipe.
- ▶ It is possible to install on premises where there is danger of explosions of flammable gases and vapours (zone 2) and on premises where there is danger of explosions of flammable dust (zone 22).



pipe dn mm	item		L mm		EAN
16	0216E_FB	black	45	10; 1300	8595057618060
	0216E_HB	white		10; 1300	8595057643925
	0216E_KB	light grey		10; 1300	8595057618183
	0216E_LB	dark grey		10; 1300	8595057618121
20	0220_FB	black	50	10; 800	8595057618077
	0220_HB	white		10; 800	8595057643932
	0220_KB	light grey		10; 800	8595057618190
	0220_LB	dark grey		10; 800	8595057618138
25	0225_FB	black	60	10; 480	8595057618084
	0225_HB	white		10; 480	8595057643949
	0225_KB	light grey		10; 480	8595057618206
	0225_LB	dark grey		10; 480	8595057618145
32	0232_FB	black	70	10; 260	8595057618091
	0232_HB	white		10; 260	8595057643956
	0232_KB	light grey		10; 260	8595057618213
	0232_LB	dark grey		10; 260	8595057618152

pipe dn mm	item		L mm		EAN
40	0240_FB	black	80	10; 120	8595057618107
	0240_HB	white		10; 120	8595057643963
	0240_KB	light grey		10; 120	8595057618220
	0240_LB	dark grey		10; 120	8595057618169
50	0250_FB	black	88	10; 180	8595057618176
	0250_HB	white		10; 180	8595057657359
	0250_KB	light grey		10; 180	8595057618114
	0250_LB	dark grey		10; 180	8595057618237
63	0263_FB	black	105	2; 44	8595057625884
	0263_HB	white		2; 44	8595057657366
	0263_KB	light grey		2; 44	8595057625860
	0263_LB	dark grey		2; 44	8595057625877

1

2

3

4

5

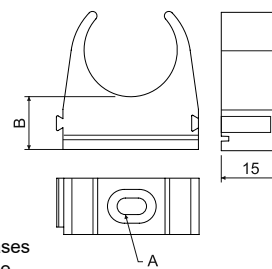
index

Clamps for EN pipes



PVC -25 - +60°C A1 - F 30 sec. 2441410 IK09

- ▶ The clamps are intended to fix the pipes to the underlying material.
- ▶ Pipes are installed by pushing between the clamp jaws.
- ▶ The clamps are equipped with elements for placing next to each other to create a continuous series of tubes, and also grooves for installation in supporting trunkings of 5820/ .. (see page 2-70).
- ▶ The connection can be made for clamps of different sizes.
- ▶ It is possible to install on premises where there is danger of explosions of flammable gases and vapours (zone 2) and on premises where there is danger of explosions of flammable dust (zone 22).



pipe dn mm	item		A	B		EAN
			mm	mm	pcs	
16	5316E_FB	black	4,3x6,5	12	10; 100; 500	8595057619340
	5316E_HB	white			10; 100; 500	8595057643833
	5316E_KB	light grey			10; 100; 500	8595057619357
	5316E_LB	dark grey			10; 100; 500	8595057619364
20	5320_FB	black	4,3x6,5	12	10; 100; 400	8595057618015
	5320_HB	white			10; 100; 400	8595057643840
	5320_KB	light grey			10; 100; 400	8595057617896
	5320_LB	dark grey			10; 100; 400	8595057617957
25	5325_FB	black	4,3x6,5	12	10; 100; 600	8595057618022
	5325_HB	white			10; 100; 600	8595057643857
	5325_KB	light grey			10; 100; 600	8595057617902
	5325_LB	dark grey			10; 100; 600	8595057617964
32	5332_FB	black	5x10	14	10; 100; 740	8595057618039
	5332_HB	white			10; 100; 740	8595057643864
	5332_KB	light grey			10; 100; 740	8595057617919
	5332_LB	dark grey			10; 100; 740	8595057617971
40	5340_FB	black	5x10	14	10; 100; 400	8595057618046
	5340_HB	white			10; 100; 400	8595057643871
	5340_KB	light grey			10; 100; 400	8595057617926
	5340_LB	dark grey			10; 100; 400	8595057617988
50	5350_FB	black	6,6x10,2	14	10; 100; 350	8595057618053
	5350_HB	white			10; 420	8595057657045
	5350_KB	light grey			10; 100; 350	8595057617933
	5350_LB	dark grey			10; 100; 350	8595057617995
63	5363_FB	black	6,6x10,2	14	10; 240	8595057657496
	5363_HB	white			10; 240	8595057657502
	5363_KB	light grey			10; 240	8595057657519
	5363_LB	dark grey			10; 240	8595057657526



Halogen-free rigid wiring pipes - low mechanical resistance



PC ABS



-45 - +90°C



A1 - F



30 sec.



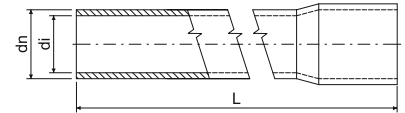
320 N/5 cm



22521



IK06



- ▶ Halogen-free rigid socket pipes suitable for distribution systems in apartments and industrial environments.
- ▶ Up to a diameter of 25, the pipes are rigid socket pipes at one end. Diameters 32 - 63 are fitted with a coupling.
- ▶ Halogen-free pipes are used on premises where the safety of people and property is primary, e.g.: public buildings, hospitals, schools, theatres, airport halls, shopping centres, etc.
- ▶ It is possible to install on premises where there is danger of explosions of flammable gases and vapours (zone 2) and on premises where there is danger of explosions of flammable dust (zone 22).
- ▶ The pipes are also available for systems maintaining functionality during a fire (see catalogue Systems maintaining functionality during a fire).
- ▶ **The black pipes are UV-stabilized.**

EN	dn	item	img	di min.	L	img	EAN	img
	mm			mm				
	16	1516EHF_FA	black	13,1	3	30	8595057626423	3-16 - 3-17
		1516EHF_KA	light grey		3		8595057631854	
	20	1520HF_FA	black	17,1	3	30	8595057626430	
		1520HF_KA	light grey		3		8595057631861	
	25	1525HF_FA	black	21,6	3	30	8595057626966	
		1525HF_KA	light grey		3		8595057631878	
	32	1532HF_FA	black	28,4	3	30	8595057626973	
		1532HF_KA	light grey		3		8595057631885	
	40	1540HF_FA	black	36,0	3	30	8595057626447	
		1540HF_KA	light grey		3		8595057631892	
	50	1550HF_FA	black	45,6	3	30	8595057626454	
		1550HF_KA	light grey		3		8595057631908	
63	1563HF_FA	black	58,4	3	15	8595057631489		
	1563HF_KA	light grey		3		8595057631915		

Halogen-free rigid wiring pipes - medium mechanical resistance



PC ABS



-45 - +90°C



A1 - F



30 sec.



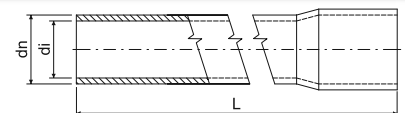
750 N/5 cm



33521



IK07



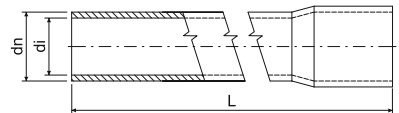
- ▶ Halogen-free rigid socket pipes suitable for distribution systems in apartments and industrial environments.
- ▶ Up to a diameter of 25, the pipes are rigid socket pipes at one end. Diameters 32 - 40 are fitted with a coupling.
- ▶ Halogen-free pipes are used on premises where the safety of people and property is primary, e.g.: public buildings, hospitals, schools, theatres, airport halls, shopping centres, etc.
- ▶ It is possible to install on premises where there is danger of explosions of flammable gases and vapours (zone 2) and on premises where there is danger of explosions of flammable dust (zone 22).
- ▶ The pipes are also available for systems maintaining functionality during a fire (see catalogue Systems maintaining functionality during a fire).
- ▶ **The black pipes are UV-stabilized.**

EN	dn	item	img	di min.	L	img	EAN	img
	mm			mm				
	16	4016EHF_FA	black	12,7	3	15	8595057688254	3-16 - 3-17
		4016EHF_KA	light grey		3		8595057690868	
	20	4020HF_FA	black	16,7	3	15	8595057688261	
		4020HF_KA	light grey		3		8595057690875	
	25	4025HF_FA	black	21,0	3	15	8595057688278	
		4025HF_KA	light grey		3		8595057690882	
	32	4032HF_FA	black	28,0	3	15	8595057688285	
		4032HF_KA	light grey		3		8595057690899	
	40	4040HF_FA	black	35,4	3	15	8595057688292	
		4040HF_KA	light grey		3		8595057690905	

Halogen-free rigid wiring pipes - high mechanical resistance



MAT -45 - +90°C A1 - F 30 sec. 1250 N/5 cm 44521 E 90 IK09



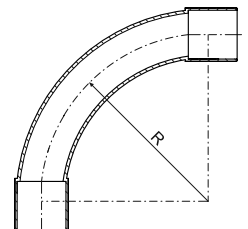
- ▶ Halogen-free rigid socket pipes suitable for distribution systems in apartments and industrial environments.
- ▶ Up to a diameter of 25, the pipes are rigid socket pipes at one end. Diameters 32 - 63 are fitted with a coupling.
- ▶ Halogen-free pipes are used on premises where the safety of people and property is primary, e.g.: public buildings, hospitals, schools, theatres, airport halls, shopping centres, etc.
- ▶ It is possible to install on premises where there is danger of explosions of flammable gases and vapours (zone 2) and on premises where there is danger of explosions of flammable dust (zone 22).
- ▶ The pipes are also available for systems maintaining functionality during a fire (see catalogue Systems maintaining functionality during a fire).
- ▶ **The black pipes are UV-stabilized.**

EN	dn	item		di min.	L		EAN	
	mm			mm	m	m		pg.
	16	8016EHF_FA	black	11,7	3	15	8595057688322	3-16 - 3-17
	20	8020HF_FA	black	15,7	3	15	8595057688339	
	25	8025HF_FA	black	20,2	3	15	8595057688346	
	32	8032HF_FA	black	27,0	3	15	8595057688353	
	40	8040HF_FA	black	34,8	3	15	8595057688360	
	50	8050HF_FA	black	44,2	3	15	8595057688377	
	63	8063HF_FA	black	56,8	3	15	8595057688384	

Elbows for halogen-free EN pipes



MAT -45 - +90°C A1 - F 30 sec. E 90 IK09



- ▶ The elbows with double-sided necks are intended for 90° bends.
- ▶ Bending radius ensures smooth transition and allows easy retraction of wires and cables.
- ▶ It is possible to install on premises where there is danger of explosions of flammable gases and vapours (zone 2) and on premises where there is danger of explosions of flammable dust (zone 22).
- ▶ The elbows are also available for systems maintaining functionality during a fire (see catalogue Systems maintaining functionality during a fire).
- ▶ **Elbows in black are UV stable.**

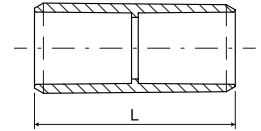
pipe dn	item		R		EAN
			mm	pcs	
16	4116HF_FB	black	55	10; 480	8595057626461
	4116HF_KB	light grey		10; 480	8595057629288
20	4120HF_FB	black	70	10; 240	8595057626478
	4120HF_KB	light grey		10; 240	8595057629295
25	4125HF_FB	black	85	10; 120	8595057626256
	4125HF_KB	light grey		10; 120	8595057629301
32	4132HF_FB	black	110	10; 60	8595057626263
	4132HF_KB	light grey		10; 60	8595057629318
40	4140HF_FB	black	135	5; 35	8595057626485
	4140HF_KB	light grey		5; 35	8595057651166
50	4150HF_FB	black	170	5; 30	8595057626492
	4150HF_KB	light grey		5; 30	8595057699281



Connectors for halogen-free EN pipes



PC ABS -45 - +90°C A1 - F 30 sec. E 90 IK09



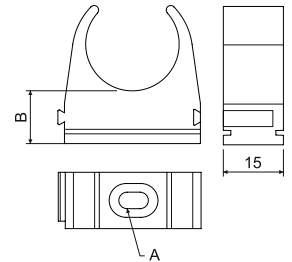
- ▶ Connectors are designed to join pipes. Socketing of pipes and elbows reduces the consumption of connectors when making rigid pipe installations.
- ▶ It is possible to install on premises where there is danger of explosions of flammable gases and vapours (zone 2) and on premises where there is danger of explosions of flammable dust (zone 22).
- ▶ The couplings are also available for systems maintaining functionality during a fire (see catalogue Systems maintaining functionality during a fire).
- ▶ **Connectors in black are UV stable.**

pipe dn mm	item		L mm		EAN
16	0216HF_FB	black	45	10; 100; 1300	8595057626508
	0216HF_KB	light grey		10; 100; 1300	8595057631922
20	0220HF_FB	black	50	10; 100; 800	8595057626515
	0220HF_KB	light grey		10; 100; 800	8595057631939
25	0225HF_FB	black	60	10; 480	8595057626270
	0225HF_KB	light grey		10; 100; 480	8595057631946
32	0232HF_FB	black	70	10; 260	8595057626287
	0232HF_KB	light grey		10; 260	8595057631953
40	0240HF_FB	black	80	10; 120	8595057626522
	0240HF_KB	light grey		10; 120	8595057631960
50	0250HF_FB	black	88	10; 180	8595057626539
	0250HF_KB	light grey		10; 180	8595057631977
63	0263HF_FB	black	105	2; 44	8595057629356
	0263HF_KB	light grey		2; 44	8595057631984

Clamps for halogen-free EN pipes



PC ABS -45 - +90°C A1 - F 30 sec. 2452410 IK09



- ▶ The clamps are intended to fix the pipes to the underlying material.
- ▶ Pipes are installed by pushing between the clamp jaws.
- ▶ The clamps are equipped with elements for placing next to each other to create a continuous series of tubes, and also grooves for installation in supporting trunkings of 5820/ .. (see page 2-70).
- ▶ It is possible to install on premises where there is danger of explosions of flammable gases and vapours (zone 2) and on premises where there is danger of explosions of flammable dust (zone 22).
- ▶ **Clamps in black are UV stable.**

pipe dn mm	item		A mm	B mm		EAN
16	5316EHF_FB	black	4,4x6,4	12,4	10; 100; 920	8595057626546
	5316EHF_KB	light grey			10; 100; 920	8595057631809
20	5320HF_FB	black	4,4x8	12,4	10; 100; 720	8595057626553
	5320HF_KB	light grey			10; 100; 720	8595057631816
25	5325HF_FB	black	4,4x8	14	10; 100; 1200	8595057626294
	5325HF_KB	light grey			10; 100; 1200	8595057631823
32	5332HF_FB	black	5,4x10	14	10; 100; 740	8595057626300
	5332HF_KB	light grey			10; 100; 740	8595057631830
40	5340HF_FB	black	5,4x10	14	10; 100; 400	8595057626560
	5340HF_KB	light grey			10; 100; 400	8595057631847
50	5350HF_FB	black	6,6x10,2	14	10; 420	8595057626577
	5350HF_KB	light grey			10; 420	8595057632769
63	5363HF_FB	black	6,6x10,2	14	10; 240	8595057688759
	5363HF_KB	light grey			10; 240	8595057688742



KOPOFLEX®

- flexible doublecoat corrugated pipe



HDPE



operating temperature: -55 - +90°C
installation temperature: -25- +90°C



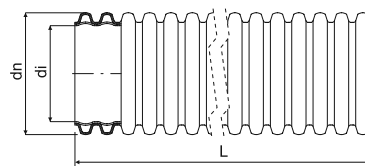
A1



450 N/20 cm



IP40



- ▶ Halogen-free flexible double-coated pipe designed for mechanical protection of all kinds of power and data wiring.
- ▶ The pipes are made in compliance with ČSN EN 61386-24.
- ▶ Each coil is equipped with a pull-through string or wire that ensures easy cable insertion and a coupling on one end.
- ▶ When using a sealing ring, the protection class is IP 67.
- ▶ In case of mechanical compaction of layers above the protector, take care not to exceed the value of the load capacity of the protector - see catalogue PIPE PROTECTORS.
- ▶ The product may have common surface mechanical damage (crumpling, scratches, deformations of the ribs) to the outer wall of the pipe caused by production or transport technology, which does not affect the functionality of the product.
- ▶ The product KF 09***_BA is listed in the database for building products that can be used in Nordic Swan Ecolabelled buildings.

dn	item		di		L			in stock	EAN	
mm			mm	mm	m	m	cm			pg.
40	KF 09040_AA	orange	32	230	50	3000	64 x 31	☉ - min. 3000 m	8595057619425	3-20
	KF 09040_BA	red			50	3000	64 x 31	●	8595057606333	
	KF 09040_BB	red			25	3000	50 x 27	●	8595568917423	
	KF 09040_CA	blue			50	3000	64 x 31	●	8595057615625	
	KF 09040_CB	blue			25	3000	50 x 27	●	8595057621107	
	KF 09040_DA	green			50	3000	64 x 31	☉ - min. 3000 m	8595057619432	
	KF 09040_EA	yellow			50	3000	64 x 31	☉ - min. 3000 m	8595057608641	
	KF 09040_FA	black			50	3000	64 x 31	●	8595057616226	
50	KF 09050_BA	red	41	350	50	1800	77 x 33	●	8595057606340	
	KF 09050_BB	red			25	1500	60 x 33	●	8595568917430	
	KF 09050_CA	blue			50	1800	77 x 33	●	8595057655935	
	KF 09050_CB	blue			25	1500	60 x 33	●	8595057655928	
	KF 09050_EA	yellow			50	1800	77 x 33	☉ - min. 1800 m	8595057606357	
	KF 09050_FA	black			50	1800	77 x 33	●	8595057616233	
63	KF 09063_BA	red	52	350	50	1500	80 x 46	●	8595057643703	
	KF 09063_BB	red			25	1050	70 x 35	●	8595568936431	
	KF 09063_CA	blue			50	1500	80 x 46	●	8595057644977	
	KF 09063_FA	black			50	1500	80 x 46	●	8595057650527	
75	KF 09075_BA	red	61	350	50	-	94 x 50	●	8595057643710	
	KF 09075_BB	red			25	900	81 x 38	●	8595568936448	
	KF 09075_CA	blue			50	-	94 x 50	●	8595057644991	
	KF 09075_CB	blue			25	900	81 x 38	●	8595057645004	
	KF 09075_FA	black			50	-	94 x 50	●	8595057650534	
90	KF 09090_AA	orange	75	400	50	-	113 x 50	☉ - min. 1000 m	8595568918796	
	KF 09090_BA	red			50	-	113 x 50	●	8595057643727	
	KF 09090_BB	red			25	400	98 x 39	●	8595568936455	
	KF 09090_CA	blue			50	-	113 x 50	●	8595057650435	
	KF 09090_FA	black			50	-	113 x 50	●	8595057650442	
110	KF 09110_BA	red	94	400	50	-	124 x 60	●	8595057606364	
	KF 09110_BB	red			25	-	100 x 46	●	8595057692824	
	KF 09110_CA	blue			50	-	124 x 60	●	8595057615649	
	KF 09110_CB	blue			25	-	100 x 46	●	8595057655911	
	KF 09110_FA	black			50	-	124 x 60	●	8595057616240	
125	KF 09125_BA	red	108	500	50	-	135 x 62	●	8595057618336	
	KF 09125_BB	red			25	-	109 X 50	●	8595568937681	
	KF 09125_CA	blue			50	-	135 x 62	●	8595568937698	
	KF 09125_CB	blue			25	-	109 X 50	●	8595568937704	
	KF 09125_FA	black			50	-	135 x 62	●	8595568937407	
160	KF 09160_BA	red	136	650	50	-	194 x 58	●	8595057643741	
	KF 09160_BB	red			25	-	128 x 58	●	8595057647800	
	KF 09160_CB	blue			25	-	128 x 58	●	8595057647794	
	KF 09160_FA	black			50	-	194 x 58	●	8595057650565	
200	KF 09200_BB	red	176	850	25	-	160 x 60	●	8595568903587	
	KF 09200_FB	black			25	-	160 x 60	●	8595057688568	

material
 temperature resistance
 fire reaction class of underlying material

mechanical resistance
 IP classification
 halogen-free material

color
 bending radius
● standard

☉ to order, delivery time 3 weeks
 dimension package
 package

accessories



KOPOFLEX®

- UV-stabilized flexible doublecoat corrugated pipe



HDPE operating temperature: -55 - +90°C
installation temperature: -25- +90°C



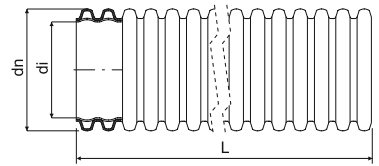
A1



450 N/20 cm



IP40



- ▶ Halogen-free UV stable flexible double-coated pipe designed for mechanical protection of all kinds of power and data wiring.
- ▶ The pipes are made in compliance with ČSN EN 61386-24.
- ▶ Each coil is equipped with a pull-through string or wire that ensures easy cable insertion and a coupling on one end.
- ▶ When using a sealing ring, the protection class is IP 67.
- ▶ In case of mechanical compaction of layers above the protector, take care not to exceed the value of the load capacity of the protector - see catalogue PIPE PROTECTORS. .
- ▶ The product may have common surface mechanical damage (crumpling, scratches, deformations of the ribs) to the outer wall of the pipe caused by production or transport technology, which does not affect the functionality of the product.



dn	item		di		L			in stock	EAN	
mm			mm	mm	m	m	cm			pg.
40	KF 09040_UVFA	black	32	230	50	3000	64 x 31	●	8595057698147	3-20
50	KF 09050_UVFA	black	41	350	50	1800	77 x 33	●	8595057698178	
63	KF 09063_UVFA	black	52	350	50	1500	80 x 46	●	8595057698208	
75	KF 09075_UVFA	black	61	350	50	-	94 x 50	●	8595057698338	
90	KF 09090_UVFA	black	75	400	50	-	113 x 50	●	8595057698239	
110	KF 09110_UVFA	black	94	400	50	-	124 x 60	●	8595057698260	
125	KF 09125_UVFA	black	108	500	50	-	135 x 62	●	8595568937414	
160	KF 09160_UVFA	black	136	650	50	-	194 x 58	●	8595057698369	
200	KF 09200_UVFB	black	176	850	25	-	190 x 70	●	8595568940742	

KOPOFLEX®

- antistatic and antibacterial halogen-free flexible doublecoat protector



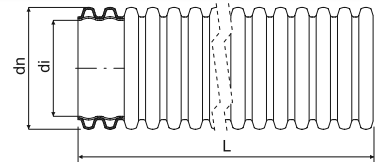
HDPE montage: -5 - +60°C



A1



min. 200N



- ▶ Antistatic and antibacterial halogen-free flexible doublecoat protector.
- ▶ Both ends are blinded by a closing plug.
- ▶ The pipes are made in compliance with ČSN EN 61386-24.
- ▶ Pressure test according to ISO 5167-1.
- ▶ Construction technical certificate STO - AO 224 - 990/2019.
- ▶ The product may have common surface mechanical damage (crumpling, scratches, deformations of the ribs) to the outer wall of the pipe caused by production or transport technology, which does not affect the functionality of the product.



dn	item		di		L		in stock	EAN
mm		outer inner	mm	mm	m	cm		
63	KF 09063_PLCA	blue white	52	350	50	80 x 46	⊕	8595568930958
75	KF 09075_PLCA	blue white	61	350	50	94 x 50	⊕	8595568920096
90	KF 09090_PLCA	blue white	75	400	50	113 x 50	⊕	8595568930965



KOPODUR®

- rigid doublecoat corrugated pipe



HDPE

operating temperature: -55 - +90°C
installation temperature: -25- +90°C



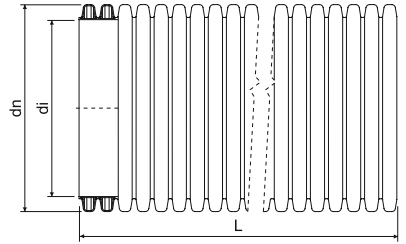
A1



450 N/20 cm



IP40



- ▶ Halogen-free rigid double-coated pipe designed for mechanical protection of all kinds of power and data wiring.
- ▶ The pipes are made in compliance with ČSN EN 61386-24.
- ▶ The pipe is available in form of a bar, the coupling is put on one end of it.
- ▶ The connection is sealed dust/sand resistant.
- ▶ When using a sealing ring, the protection class is IP 67.
- ▶ In case of mechanical compaction of layers above the protector, take care not to exceed the value of the load capacity of the protector - see catalogue PIPE PROTECTORS..
- ▶ The product may have common surface mechanical damage (crumpling, scratches, deformations of the ribs) to the outer wall of the pipe caused by production or transport technology, which does not affect the functionality of the product.

dn mm	item		di mm	L m			in stock	EAN
					m	cm		
40	KD 09040_BC	red	32	6	432	45 x 45 x 605	⊕ - min. 1296 m	8595057643758
50	KD 09050_BC	red	41	6	360	82 x 66 x 605	●	8595057643765
	KD 09050_CC	blue		6	360		●	8595057650459
	KD 09050_FC	black		6	360		●	8595057689404
63	KD 09063_BC	red	52	6	312	80 x 52 x 605	●	8595057643772
75	KD 09075_BC	red	61	6	312	104 x 88 x 607	●	8595057643789
	KD 09075_CC	blue		6	312		●	8595057650121
90	KD 09090_BC	red	75	6	312	120 x 76 x 607	●	8595057643796
110	KD 09110_BC	red	94	6	462	112 x 95 x 610	●	8595057606449
	KD 09110_CC	blue		6	216		77 x 64 x 610	●
125	KD 09125_BC	red	108	6	318	129 x 90 x 610	●	8595057618299
160	KD 09160_BC	red	136	6	198	120 x 72 x 610	●	8595057643819
	KD 09160_CC	blue		6	198		●	8595057647848
	KD 09160_FC	black		6	198		⊕	8595057651418
200	KD 09200_BC	red	176	6	120	122 x 74 x 615	●	8595057618312
	KD 09200_FC	black		6	162		⊕	8595057684041

Accessories for corrugated pipes KOPOFLEX® and KOPODUR®



-45 - +60°C

- Couplings**
- Sealing rings**
- Closing plugs**
- Distance spacers**

- slip-over couplings are the same for both types of pipes and are used to join the pipes.
- the same for both types of pipes and are used to seal the joint to prevent it against humidity and water.
- for blinding of backup lines and for temporary blinding of pipes when installing.
- for position fixation of several pipes in one excavation. Distance spacers are for fixation 8 pipes and spacer can be split for fixation 2, 4 and 6 pipes. Per order only.

pipe dn mm	Couplings		Sealing rings		Closing pugs		Distance spacers	
	item	EAN	item	EAN	item	EAN	item	EAN
40	02040_FA	8595057612082	16040_FB	8595057606609	17040_BB	8595057606661	-	-
50	02050_FA	8595057613249	16050_FB	8595057606616	17050_BB	8595057606678	07050/8_FB	8595057615113
63	02063_FA	8595057650466	16063_FB	8595057606623	17063_BB	8595057606685	07063/8_FB	8595057626225
75	02075_FA	8595057650473	16075_FB	8595057606630	17075_BB	8595057606692	07075/8_FB	8595057622111
90	02090_FA	8595057650480	16090_FB	8595057609167	17090_BB	8595057609204	07090/8_FB	8595057658035
110	02110_FA	8595057612075	16110_FB	8595057606647	17110_BB	8595057606708	07110/8_FB	8595057610538
125	02125_FA	8595568938596	16125_FB	8595568941619	17125_BB	8595057606715	07125/8_FB	8595057635036
160	02160_FA	8595057650497	16160_FB	8595057609044	17160_BB	8595057609228	07160/8_FB	8595057635050
200	02200_FB	8595057617438	-	-	17200_BB	8595057610798	07200/8_FB	8595057658059

- material
- temperature resistance
- fire reaction class of underlying material

- mechanical resistance
- IP classification
- halogen-free material

- color
- standard
- ⊕ to order, delivery time 3 weeks

- dimension package
- package
- accessories

1

2

3

4

5

index



KOPOHALF®

- divided cable duct



HDPE

operating temperature: -55 - +90°C
installation temperature: -25- +90°C



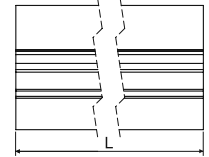
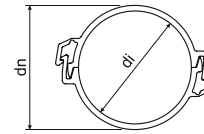
A1



06110/2 - 450 N/20 cm
06160/2 - 750 N/20 cm



IP30



- ▶ A system of divided cable ducts is suitable mainly for a protection of underground cable laying and for a laying-out of the energy and communication lines.
- ▶ Another possible application is a protection of already installed underground cables.
- ▶ The protectors consist of two identical parts.
- ▶ When installing, the cables are put in the bottom part and then the top part is snapped to the bottom one.
- ▶ Connecting of protectors is performed by overlapping joined lower parts with an upper part at length of approximately 30 cm.
- ▶ The divided cable ducts are manufactured and tested in accordance with standard ČSN EN 61386-24.

dn mm	item	description		di min. mm	L m	 m	EAN
110	06110/2_BA	in distributed position	red	97	3	162	8595057651814
	06110/2_CA	in distributed position	blue		3	162	8595057651821
	06110/2_FA	in distributed position	black		3	162	8595057688506
160	06160/2_BA	in distributed position	red	136	3	72	8595057651791
	06160/2_CA	in distributed position	blue		3	72	8595057651807
	06160/2_EA	in distributed position	yellow		3	min. 72	8595057695931

KOPOHALF®

- divided cable duct made of recycled HDPE



HDPE

operating temperature: -55 - +90°C
installation temperature: -25- +90°C



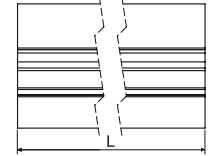
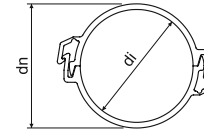
A1



450 N/20 cm



IP30



- ▶ A system of divided cable ducts is suitable mainly for a protection of underground cable laying and for a laying-out of the energy and communication lines.
- ▶ Inner material - recycled HDPE
- ▶ Another possible application is a protection of already installed underground cables.
- ▶ The protectors consist of two identical parts.
- ▶ When installing, the cables are put in the bottom part and then the top part is snapped to the bottom one.
- ▶ Connecting of protectors is performed by overlapping joined lower parts with an upper part at length of approximately 30 cm.
- ▶ The divided cable ducts are manufactured and tested in accordance with standard ČSN EN 61386-24.

dn mm	item	description		di min. mm	L m	 m	EAN
110	06110/2_BRGA	in distributed position	red	100	3	162	8595568936905
	06110/2_CRGA	in distributed position	blue		3	162	8595568936912

KOPOHALF®

- divided cable duct made of recycled PVC



PVC

storage: -25- +60°C
montage: -5 - +60°C



A1 - F



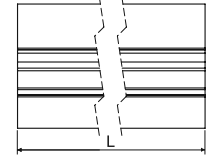
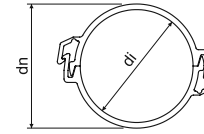
30 sec.



750 N/20 cm



IP30




- ▶ A system of divided cable ducts is suitable mainly for a protection of underground cable laying and for a laying-out of the energy and communication lines.
- ▶ Another possible application is a protection of already installed underground cables.
- ▶ The protectors consist of two identical parts.
- ▶ When installing, the cables are put in the bottom part and then the top part is snapped to the bottom one.
- ▶ Connecting of protectors is performed by overlapping joined lower parts with an upper part at length of approximately 30 cm.
- ▶ The divided cable ducts are manufactured and tested in accordance with standard ČSN EN 61386-24.

dn mm	item	description		di min. mm	L m	 m	EAN
110	06110P/2_BA	in distributed position	red	97	3	162	8595568922007
	06110P/2_CA	in distributed position	blue		3	162	8595568922021
	06110P/2_EA	in distributed position	yellow		3	min. 162	8595568926890
	06110P/2_FA	in distributed position	black		3	min. 162	8595568928634

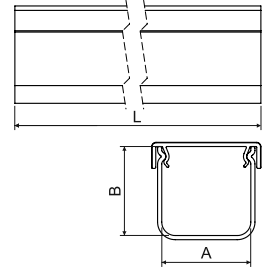
KOPOKAN

- earthen channel



MAT				
PVC	-5 - +60°C	A1 - F	30 sec.	IP30

- ▶ Earthen channels are intended for mechanical protection of installation of engineering networks to be loaded under ground.
- ▶ By its technical parameters those fully replace the earlier used concrete channels.
- ▶ There is possible to use them for additional protection already installed earthen engineering networks.
- ▶ Floor trunkings are supplied with a colour lid.
- ▶ Connected using connectors and folding the lid over, thus interconnecting the individual parts.
- ▶ Strength limit on compression tested on length 300 mm.
- ▶ Earthen channels are manufactured according to ČSN EN 61386-1 and ČSN EN 61386-24.



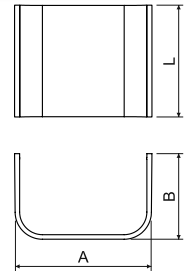
item		A	B	L			EAN
		mm	mm	m	m	N/20 cm	
KOPOKAN 1_CD	grey body / blue lid	100	100	2	140	750	8595568915474
KOPOKAN 1_ZD	grey body / red lid			2			8595568905116
KOPOKAN 2_CD	grey body / blue lid	120	100	2	162	750	8595568926975
KOPOKAN 2_ZD	grey body / red lid			2			8595568905123
KOPOKAN 3_ZD	grey body / red lid	130	140	2	96	750	8595568905130
KOPOKAN 4_CD	grey body / blue lid	200	125	2	70	250	8595568922205
KOPOKAN 4_ZD	grey body / red lid			2			8595568905147

connection for KOPOKAN



MAT			
PVC	-5 - +60°C	A1 - F	30 sec.


- ▶ Connector is used to connect the ground channels.
- ▶ It provides a straight direction.



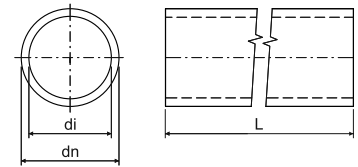
item	description	A	B	L		EAN
		mm	mm	mm	pcs	
SPOJKA K1_ZB	for channel KOPOKAN 1	111	75	100	1	8595568905154
SPOJKA K2_ZB	for channel KOPOKAN 2	137	77	125	1	8595568905161
SPOJKA K3_ZB	for channel KOPOKAN 3	149	75	130	1	8595568905178
SPOJKA K4_ZB	for channel KOPOKAN 4	217	75	125	1	8595568905185



Optical cable protectors HDPE



MAT
 HDPE -5 - +50°C A1 750 N/20 cm



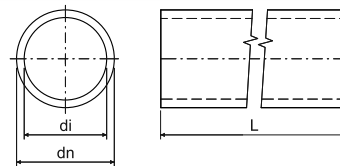
- ▶ Single-coated pipes designed to protect cables with optical fibers under the ground.
- ▶ For larger volumes different color versions (beyond presented versions), labeling, number of differential stripes, denticular inner surface or inner diameter size (material thickness) can be ordered based on customer needs and specifications.
- ▶ Shock resistance: N (normal, ČSN EN 61386-24)
- ▶ Bend resistance: flexible
- ▶ The protectors are tested under pressure of 1,5 MPa for the time of 1 hour.
- ▶ The packaging on wooden drums and pallets for unwinding drums is delivered just upon previous order according to the customers's specification.

dn mm	item	description		di mm	L m		in stock	EAN	
						mm			pg.
25	06025_FS100	harness	black	20	100	400	☉ - min. 1200 m	8595568903730	
	06025_KS100	harness	light grey				☉ - min. 1200 m	8595568903860	
32	06032_AS100	harness	orange	27	100	400	●	8595057657328	
	06032_BS100	harness	red		100		●	8595057656390	
	06032_ES100	harness	yellow		100		●	8595057656413	
	06032_FB	drum	black		1750		☉ - min. 1750 m	8595568915573	
	06032_FS100	harness	black		100		●	8595057665552	
	06032_LS100	harness	dark grey		100		●	8595057665569	
	40	06040_AB	drum		orange		33	1750	
06040_AP		harness - palett	orange	2000	☉ - min. 2000 m	8595057658226			
06040_AS100		harness	orange	100	●	8595057655409			
06040_AS300		harness	orange	300	●	8595568919540			
06040_BB		drum	red	1750	☉ - min. 1750 m	8595057655416			
06040_BS100		harness	red	100	●	8595057655423			
06040_BS300		harness	red	300	☉ - min. 1800 m	8595568903303			
06040_CB		drum	blue	1750	☉ - min. 1750 m	8595057655430			
06040_CS100		harness	blue	100	●	8595057655447			
06040_CS300		harness	blue	300	●	8595568903457			
06040_DS100		harness	green	100	☉ - min. 1600 m	8595057655461			
06040_EB		drum	yellow	1750	☉ - min. 1750 m	8595057655478			
06040_ES100		harness	yellow	100	●	8595057655485			
06040_ES300		harness	yellow	300	☉ - min. 1800 m	8595568903716			
06040_FB		drum	black	1750	☉ - min. 1750 m	8595057655492			
06040_FS100		harness	black	100	●	8595057655508			
06040_KS100		harness	light grey	100	●	8595057655546			
06040_KS1VO		harness	light grey	100	●	8595568927286			
06040_LB	drum	dark grey	1750	☉ - min. 1750 m	8595057655553				
50	06050_AB	drum	orange	44	1250	500	☉ - min. 1250 m	8595057657298	
	06050_AS100	harness	orange		100		●	8595057657304	
	06050_BS100	harness	red		100		●	8595057699540	
	06050_CP	harness - palett	blue		1250		min. 1250 m	8595057689411	
	06050_CS100	harness	blue		100		●	8595057691070	
	06050_FB	drum	black		1250		min. 1250 m	8595568912558	
	06050_FS100	harness	black		100		●	8595057665576	

Optical cable protectors from recycled HDPE



MAT			
HDPE	-5 - +50°C	A1	750 N/20 cm



- ▶ Single-coated pipes designed to protect cables with optical fibers under the ground.
- ▶ Inner material - recycled HDPE.
- ▶ For larger volumes different color versions (beyond presented versions), labeling, number of differential stripes.
- ▶ Shock resistance: N (normal, ČSN EN 61386-24)
- ▶ Bend resistance: flexible
- ▶ The protectors are tested under pressure of 1,5 MPa for the time of 1 hour.
- ▶ The packaging on wooden drums and pallets for unwinding drums is delivered just upon previous order according to the customer's specification.

dn mm	item	description		di mm	L m		in stock	EAN	
						mm			pg.
40	06040_ARGB	drum	orange/black	33	1750	400	☉ - min. 1750 m	8595568930880	3-24
	06040_ARGS1	harness	orange/black		100		•	8595568930897	3-25
	06040_CRGS1	harness	blue/black		100		•	8595568932457	

Screw connectors for optical cable protectors



MAT		
PP	-5 - +50°C	A1

- ▶ The connector is designed to join HDPE optic cable protector when routing and ensures a perfect connection.
- ▶ PN16 pressure line.

pipe dn mm	item			EAN
			pcs	
25	05025_KB	grey	1	8595568905451
32	05030_KB	grey	1	8595057657335
40	05040_KB	grey	1	8595057606821
50	05050_KB	grey	1	8595057651579

Push connectors for optical cable protectors



MAT		
PP	-5 - +50°C	A1

- ▶ The connector is designed to join HDPE optic cable protector when routing and ensures a perfect connection.
- ▶ The pipe is pushed onto the connector.
- ▶ PN16 pressure line.

pipe dn mm	item			EAN
			pcs	
32	05033_KB	grey	1	8595057657694
40	05043_KB	grey	1	8595057657700
50	05053_KB	grey	1	8595057657717



Fittings for optical cable protectors





MAT



PP -5 - +50°C A1

- ▶ The fitting is used to end the routing.
- ▶ PN16 pressure line.

pipe dn mm	item	 color		EAN
			pcs	
25	05024_KB	grey	1	8595568905468
32	05031_KB	grey	1	8595057657342
40	05041_KB	grey	1	8595057629271
50	05051_KB	grey	1	8595057651586

1

2

3

4

5

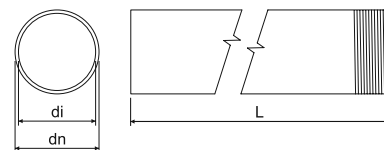
index

ČSN steel threaded pipes

- high mechanical resistance



steel -60 - +250°C 1250 N/5 cm 44561 IK10

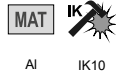


- ▶ The pipes are suitable for mechanical protection of conductors and cables.
- ▶ Threaded conduits are supplied with one coupler.
- ▶ While using pipes along with bushing 4813/P - 4842/P and 4913 - 4942 is scope of application only -5 - +60 °C.
- ▶ Unvarnished: without surface finish, without corrosion resistance, suitable mostly for construction purposes
- ▶ ZNM: Sendzimir galvanized, zinc layer 15 - 27 µm, replaces shop primer, medium corrosive resistance - g. 2
- ▶ Varnished: Sendzimir galvanized steel finished with powder technology, color black, medium corrosive resistance - g. 2
- ▶ ZN: after steel bar welding hot-galvanized using immersion, zinc layer min. 35 µm, high corrosion resistance - g. 4
- ▶ The pipes are also available for systems maintaining functionality during a fire (see catalogue Systems maintaining functionality during a fire).

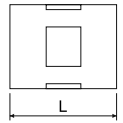
dn	item	description	di min.			L		EAN	
mm			mm	mm		m	m		pg.
Unvarnished									
20,4	6013 N_XX	without surface finish	18,2	1,1	P13,5	3	30; 1200	8595057607491	3-27 3-29 3-36
22,5	6016 N_XX		20,3	1,1	P16	3	30; 1200	8595057607507	
28,3	6021 N_XX		25,7	1,3	P21	3	30; 750	8595057607514	
37	6029 N_XX		34,4	1,3	P29	3	15; 450	8595057607521	
47	6036 N_XX		44	1,5	P36	3	15; 300	8595057607538	
54	6042 N_XX		51	1,5	P42	3	15; 225	8595057607545	
ZNM									
20,4	6013 ZNM_S	Sendzimir galvanized	18,2	1,1	P13,5	3	30; 1200	8595057627208	3-27 3-29 3-36
22,5	6016 ZNM_S		20,3	1,1	P16	3	30; 1200	8595057626157	
28,3	6021 ZNM_S		25,7	1,3	P21	3	30; 750	8595057626164	
37	6029 ZNM_S		34,4	1,3	P29	3	15; 450	8595057626171	
47	6036 ZNM_S		44	1,5	P36	3	15; 300	8595057626188	
54	6042 ZNM_S		51	1,5	P42	3	15; 225	8595057626195	
Varnished									
20,4	6013_EOZ	Sendzimir galvanized steel circumferentially painted black using powder technology	18,2	1,1	P13,5	3	30; 1200	8595057618657	3-27 3-29 3-36
22,5	6016_EOZ		20,3	1,1	P16	3	30; 1200	8595057618664	
28,3	6021_EOZ		25,7	1,3	P21	3	30; 750	8595057618671	
37	6029_EOZ		34,4	1,3	P29	3	15; 450	8595057618688	
47	6036_EOZ		44	1,5	P36	3	15; 300	8595057618695	
54	6042_EOZ		51	1,5	P42	3	15; 225	8595057618701	
ZN									
20,4	6013 ZN_F	hot-dip galvanized	18,2	1,1	P13,5	3	30; 1200	8595057618718	3-27 3-29 3-36
22,5	6016 ZN_F		20,3	1,1	P16	3	30; 1200	8595057618725	
28,3	6021 ZN_F		25,7	1,3	P21	3	30; 750	8595057618732	
37	6029 ZN_F		34,4	1,3	P29	3	15; 450	8595057618749	
47	6036 ZN_F		44	1,5	P36	3	15; 300	8595057618756	
54	6042 ZN_F		51	1,5	P42	3	15; 225	8595057618763	



Connectors for steel threaded ČSN pipes



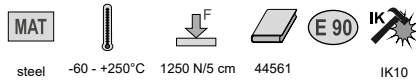
The connectors are designed to join steel pipes and elbows for mechanical protection of cables or wires.



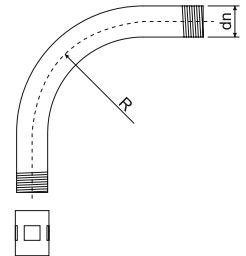
item	L			EAN
	mm	inner	pcs	
313/1_XX	30	P13,5	10; 540	8595057604865
316/1_XX	35	P16	10; 350	8595057604872
321/1_XX	40	P21	10; 240	8595057604889
329/1_XX	45	P29	10; 120	8595057604896
336/1_XX	55	P36	10; 60	8595057604902
342/1_XX	60	P42	10; 100	8595057604919

Elbows for ČSN steel threaded pipes

- high mechanical resistance







- Elbows are fitted with a connector on one side.
- ZNM: Sendzimir galvanized, zinc layer 15 - 27 µm, replaces shop primer, medium corrosive resistance - g. 2.
- Varnished: Sendzimir galvanized steel finished with powder technology, color black, medium corrosive resistance - g. 2
- ZN: after steel bar welding hot-galvanized using immersion, zinc layer min. 35 µm, high corrosion resistance - g. 4
- The elbows are also available for systems maintaining functionality during a fire (see catalogue Systems maintaining functionality during a fire).



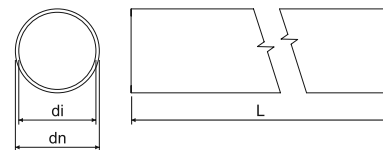
dn	item	description		R		EAN
			mm	mm	pcs	
ZNM						
20,4	6113 ZNM_S	Sendzimir galvanized	P13,5	80	1; 25	8595057627277
22,5	6116 ZNM_S		P16	100	1; 25	8595057627284
28,3	6121 ZNM_S		P21	120	1; 20	8595057627291
37	6129 ZNM_S		P29	155	1; 20	8595057627307
47	6136 ZNM_S		P36	185	1; 5	8595057627314
54	6142 ZNM_S		P42	200	1; 5	8595057627321
Varnished						
20,4	6113_EOZ	Sendzimir galvanized steel circumferentially painted black using powder technology	P13,5	80	1; 25	8595057618893
22,5	6116_EOZ		P16	100	1; 25	8595057618909
28,3	6121_EOZ		P21	120	1; 20	8595057618916
37	6129_EOZ		P29	155	1; 20	8595057618923
47	6136_EOZ		P36	185	1; 5	8595057618930
54	6142_EOZ		P42	200	1; 5	8595057618947
ZN						
20,4	6113_ZN_F	hot-dip galvanized	P13,5	80	1; 25	8595057618954
22,5	6116_ZN_F		P16	100	1; 25	8595057618961
28,3	6121_ZN_F		P21	120	1; 20	8595057618978
37	6129_ZN_F		P29	155	1; 20	8595057618985
47	6136_ZN_F		P36	185	1; 5	8595057618992
54	6142_ZN_F		P42	200	1; 5	8595057619005




ČSN steel unthreaded pipes - high mechanical resistance

MAT				
steel	-60 - +250°C	1250 N/5 cm	44561	IK10



- ▶ The pipes are suitable for mechanical protection of conductors and cables.
- ▶ While using pipes along with bushing 4813/P - 4842/P and 4913 - 4942 is scope of application only -5 - +60 °C.
- ▶ Unvarnished: without surface finish, without corrosion resistance, suitable mostly for construction purposes
- ▶ ZNM: Sendzimir galvanized, zinc layer 15 - 27 µm, replaces shop primer, medium corrosive resistance - g. 2
- ▶ ZN: after steel bar welding hot-galvanized using immersion, zinc layer min. 35 µm, high corrosion resistance - g. 4



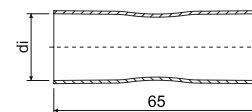
dn	item	description	di min.		L		EAN		
mm			mm	mm	m	m		pg.	
Unvarnished									
22,5	6216 N_XX	without surface finish	20,3	1,1	3	1200	8595057607583	3-28 3-29 3-36	
28,3	6221 N_XX		25,7	1,3	3	750	8595057607613		
37	6229 N_XX		34,4	1,3	3	450	8595057607644		
47	6236 N_XX		44	1,5	3	300	8595057607675		
54	6242 N_XX		51	1,5	3	225	8595057607705		
ZNM									
20,4	6213 ZNM_S	Sendzimir galvanized	18,2	1,1	3	30; 1200	8595057607576	3-28 3-29 3-36	
22,5	6216 ZNM_S		20,3	1,1	3	30; 1200	8595057607606		
28,3	6221 ZNM_S		25,7	1,3	3	30; 750	8595057607637		
37	6229 ZNM_S		34,4	1,3	3	15; 450	8595057607668		
47	6236 ZNM_S		44	1,5	3	15; 300	8595057607699		
54	6242 ZNM_S		51	1,5	3	15; 225	8595057607729		
ZN									
20,4	6213 ZN_F	hot-dip galvanized	18,2	1,1	3	30; 1200	8595057698390	3-28 3-29 3-36	
22,5	6216 ZN_F		20,3	1,1	3	30; 1200	8595057698406		
28,3	6221 ZN_F		25,7	1,3	3	30; 750	8595057698413		
37	6229 ZN_F		34,4	1,3	3	15; 450	8595057698420		
47	6236 ZN_F		44	1,5	3	15; 300	8595057698437		
54	6242 ZN_F		51	1,5	3	15; 225	8595057698444		


Slide-on connectors for ČSN steel pipes

MAT	
steel	IK10



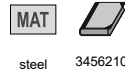
- ▶ The connectors are designed to join steel pipes for mechanical protection of cables or wires.
- ▶ Both ends are fitted with sockets.
- ▶ The connectors are manufactured from strip steel by welding.



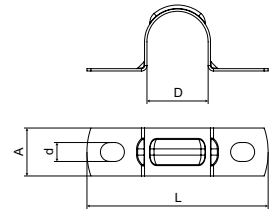
pipe dn	item	description	di		EAN
mm			mm	pcs	
20,4	313/2_XX	ZNCR	20,9	10; 300	8595057620094
22,5	316/2_XX		23,1	10; 260	8595057620100
28,3	321/2_XX		28,8	10; 150	8595057620117
37,0	329/2_XX		37,5	10; 100	8595057620124
47,0	336/2_XX		47,5	10; 50	8595057620131
54,0	342/2_XX		54,6	10; 100	8595057620148



Double-sided clamps for ČSN steel pipes



- The clamps are designed to attach ČSN steel pipes to the pad.

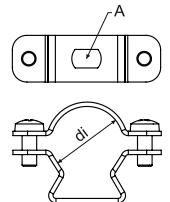


item	description	D	L	A		d		EAN		
		mm	mm	mm					mm	pcs
5213 PC_S	Sendzimir galvanized	20,4	60,5	16	0,8	6,3	100; 600	8595057605008		
5216 PC_S		22,5	62,5							
5221 PC_S		28,3	69,5		1,2		50; 300	8595057605022		
5229 PC_S		37	78,0							
5236 PC_S		47	88,0						50; 200	8595057605046
5242 PC_S		54	95,0							

OMEGA clamps for ČSN steel pipes



- The clamps are designed to attach ČSN steel pipes to the pad.
- The clamps are also available for systems maintaining functionality during a fire (see catalogue Systems maintaining functionality during a fire).

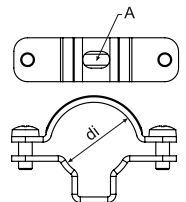


pipe dn mm	item	description	A	di		EAN						
			mm	mm			pcs					
20,4; 22,5	5220 ZNM_S	Sendzimir galvanized	6,3 x 9,8	19 - 23	1; 100	8595057692091						
28,3	5225 ZNM_S			24 - 28			1; 50	8595057692107				
37	5232 ZNM_S			30 - 40					1; 50	8595057692114		
47	5250 ZNM_S			39 - 52							1; 25	8595057692138
54	5263 ZNM_S			53 - 63								

OMEGA clamps for ČSN steel pipes



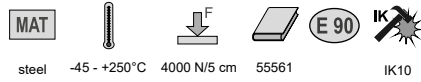
- The clamps are designed to attach ČSN steel pipes to the pad.
- The clamps are also available for systems maintaining functionality during a fire (see catalogue Systems maintaining functionality during a fire).



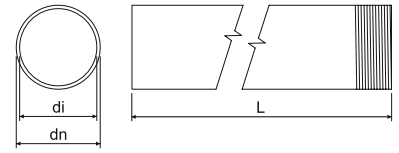
pipe dn mm	item	description	A	di		EAN						
			mm	mm			pcs					
20,4; 22,5	5220 ZN_F	hot-dip galvanized	6,4 x 10	19 - 24	1; 50	8595568915276						
28,3	5225 ZN_F			24 - 29			1; 50	8595568915283				
37	5232 ZN_F			29 - 38					1; 25	8595568915290		
47	5240 ZN_F			38 - 47							1; 20	8595568915306
54	5250 ZN_F			47 - 55								

EN steel threaded pipes

- very high mechanical resistance



steel -45 - +250°C 4000 N/5 cm 55561 IK10



- ▶ The pipes are suitable for mechanical protection of conductors and cables.
- ▶ Threaded conduits are supplied with one coupler.
- ▶ While using pipes along with bushing 4816E - 4863 is scope of application only -5 - +60 °C.
- ▶ ZNM: Sendzimir galvanized, zinc layer 15 - 27 µm, replaces shop primer, medium corrosive resistance - g. 2
- ▶ Varnished ECZ: smooth steel material to be varnished by both sides black colour, medium corrosive resistance - g. 2
- ▶ Varnished EOZ: Sendzimir galvanized steel finished with powder technology, color black, medium corrosive resistance - g. 2
- ▶ ZN: after steel bar welding hot-galvanized using immersion, zinc layer min. 35 µm, high corrosion resistance - g. 4
- ▶ The pipes are also available for systems maintaining functionality during a fire (see catalogue Systems maintaining functionality during a fire).

dn	item	description	di min.			L		EAN	
mm			mm	mm		m	m		pg.
ZNM									
20	6020 ZNM_S	Sendzimir galvanized	15,8	1,5	M20x1,5	3	30; 1200	8595568919601	3-31 3-34 3-35
25	6025 ZNM_S		20,6	1,5	M25x1,5	3	30; 600	8595568920393	
32	6032 ZNM_S		26,6	1,5	M32x1,5	3	21; 420	8595568922342	
40	6040 ZNM_S		34,4	1,5	M40x1,5	3	15; 450	8595568923752	
Varnished									
16	6016E_ECZ	painting in black on both sides	12,2	1,4	M16x1,5	3	30; 1200	8595057634152	3-31 3-34 3-35
20	6020_EOZ	painting in black circumferentially	15,8	1,5	M20x1,5	3	30; 1200	8595568919595	
25	6025_EOZ		20,6	1,5	M25x1,5	3	30; 600	8595568920379	
32	6032_EOZ		26,6	1,5	M32x1,5	3	21; 420	8595568922366	
40	6040_EOZ		34,4	1,5	M40x1,5	3	15; 450	8595568923769	
50	6050_ECZ	painting in black on both sides	43,8	1,6	M50x1,5	3	15; 300	8595057634206	
63	6063_ECZ		58,8	1,8	M63x1,5	3	15; 150	8595057634213	
ZN									
16	6016E_ZN_F	hot-dip galvanized	12,2	1,4	M16x1,5	3	30; 1200	8595057631304	3-31 3-34 3-35
20	6020_ZN_F		15,8	1,5	M20x1,5	3	30; 1200	8595057631311	
25	6025_ZN_F		20,6	1,5	M25x1,5	3	30; 600	8595057631328	
32	6032_ZN_F		26,6	1,5	M32x1,5	3	21; 420	8595057631335	
40	6040_ZN_F		34,4	1,5	M40x1,5	3	15; 450	8595057631342	
50	6050_ZN_F		43,8	1,6	M50x1,5	3	15; 300	8595057631359	
63	6063_ZN_F		58,8	1,8	M63x1,5	3	15; 150	8595057631595	

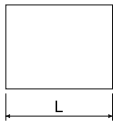


Connectors for steel threaded EN pipes



MAT **E 90** **IK10**
 steel -45 - +250°C IK10

► The connectors are designed to join steel pipes and elbows for mechanical protection of cables or wires.



item	description	L			EAN
		mm			
Varnished					
316E/1_ECZ	painted in black on both sides	30	M16x1,5	1; 25	8595057634640
320/1_ECZ		30	M20x1,5	1; 50	8595057634657
325/1_ECZ		36	M25x1,5	1; 50	8595057634664
332/1_ECZ		45	M32x1,5	1; 50	8595057634671
340/1_ECZ		48	M40x1,5	1; 25	8595057634688
350/1_ECZ		70	M50x1,5	1; 10	8595057634695
363/1_ECZ		105	M63x1,5	1; 5	8595057634701
ZN-Ni					
316E/1_ZN_F	zinc - nickel coating	30	M16x1,5	1; 50	8595057634572
320/1_ZN_F		30	M20x1,5	1; 50	8595057634589
325/1_ZN_F		36	M25x1,5	1; 50	8595057634596
332/1_ZN_F		45	M32x1,5	1; 50	8595057634602
340/1_ZN_F		48	M40x1,5	1; 25	8595057634619
350/1_ZN_F		70	M50x1,5	1; 10	8595057634626
363/1_ZN_F		105	M63x1,5	1; 5	8595057634633

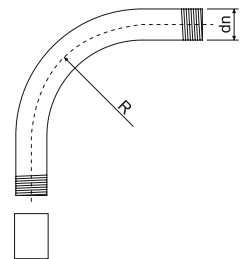
Elbows for EN steel threaded pipes

- very high mechanical resistance



MAT **E 90** **IK10**
 steel -45 - +250°C 4000 N/5 cm 55561 IK10

- Elbows are fitted with a connector on one side.
- Varnished: smooth steel material to be varnished by both sides black colour, medium corrosive resistance - g. 2
- ZN: after steel bar welding hot-galvanized using immersion, zinc layer min. 35 µm, high corrosion resistance - g. 4.
- The elbows are also available for systems maintaining functionality during a fire (see catalogue Systems maintaining functionality during a fire).



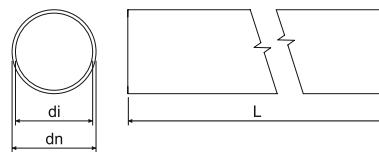
item	description	dn		R		EAN
		mm		mm		
Varnished						
6116E_ECZ	steel, painted in black on both sides	16	M16x1,5	55	1; 15	8595057634367
6120_ECZ		20	M20x1,5	70	1; 25	8595057634374
6125_ECZ		25	M25x1,5	115	1; 25	8595057634381
6132_ECZ		32	M32x1,5	125	1; 20	8595057634398
6140_ECZ		40	M40x1,5	140	1; 15	8595057634404
6150_ECZ		50	M50x1,5	170	1; 5	8595057634411
6163_ECZ		63	M63x1,5	210	1; 3	8595057634428
ZN						
6116E_ZN_F	hot-dip galvanized	16	M16x1,5	55	1; 15	8595057631366
6120_ZN_F		20	M20x1,5	70	1; 25	8595057631373
6125_ZN_F		25	M25x1,5	115	1; 25	8595057631380
6132_ZN_F		32	M32x1,5	125	1; 20	8595057631397
6140_ZN_F		40	M40x1,5	140	1; 15	8595057631403
6150_ZN_F		50	M50x1,5	170	1; 5	8595057631410
6163_ZN_F		63	M63x1,5	210	1; 3	8595057631670

EN steel unthreaded pipes

- high mechanical resistance



MAT					
steel	-45 - +250°C	1250 N/5 cm	44561	IK10	



- ▶ The pipes are suitable for mechanical protection of conductors and cables.
- ▶ While using pipes along with bushing 4816E - 4863 is scope of application only -5 - +60 °C.
- ▶ ZNM: Sendzimir galvanized, zinc layer 15 - 27 µm, replaces shop primer, medium corrosive resistance - g. 2
- ▶ Varnished ECZ: smooth steel material to be varnished by both sides black colour, medium corrosive resistance - g. 2
- ▶ Varnished EOZ: Sendzimir galvanized steel finished with powder technology, color black, medium corrosive resistance - g. 2
- ▶ ZN: after steel bar welding hot-galvanized using immersion, zinc layer min. 35 µm, high corrosion resistance - g. 4

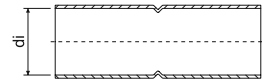
dn	item	description	di min.		L		EAN	
mm			mm	mm	m	m		pg.
ZNM								
20	6220 ZNM_S	Sendzimir galvanized	15,8	1,0	3	30; 1200	8595568919625	
25	6225 ZNM_S		20,6	1,2	3	30; 600	8595568920409	3-33
32	6232 ZNM_S		26,6	1,2	3	21; 420	8595568922359	3-34
40	6240 ZNM_S		34,4	1,2	3	15; 450	8595568923745	3-35
Varnished								
16	6216E_ECZ	painting in black on both sides	12,2	1,0	3	30; 1200	8595057634299	
20	6220_EOZ	painting in black circumferentially	15,8	1,0	3	30; 1200	8595568919618	
25	6225_EOZ		20,6	1,2	3	30; 600	8595568920386	3-33
32	6232_EOZ		26,6	1,2	3	21; 420	8595568922373	3-34
40	6240_EOZ		34,4	1,2	3	15; 450	8595568923776	3-35
50	6250_ECZ	painting in black on both sides	43,8	1,2	3	15; 300	8595057634343	
63	6263_ECZ		58,8	1,2	3	15; 150	8595057634350	
ZN								
16	6216E ZN_F	hot-dip galvanized	12,2	1,0	3	30; 1200	8595057634220	
20	6220 ZN_F		15,8	1,0	3	30; 1200	8595057634237	
25	6225 ZN_F		20,6	1,2	3	30; 600	8595057634244	3-33
32	6232 ZN_F		26,6	1,2	3	21; 420	8595057634251	3-34
40	6240 ZN_F		34,4	1,2	3	15; 450	8595057634268	3-35
50	6250 ZN_F		43,8	1,2	3	15; 300	8595057634275	
63	6263 ZN_F		58,8	1,2	3	15; 150	8595057634282	



Slide-on connectors for EN steel pipes



steel IK10

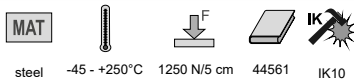


- ▶ The connectors are designed to join steel pipes and elbows for mechanical protection of cables or wires.
- ▶ Both ends are fitted with sockets.
- ▶ The connectors are manufactured from strip steel by welding.

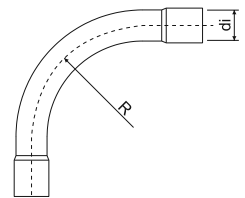
item	description	di	package icon	EAN
		mm		
Varnished				
316E/2_ECZ	painted in black on both sides	16	1; 25	8595057631427
320/2_ECZ		20	1; 50	8595057631434
325/2_ECZ		25	1; 50	8595057631441
332/2_ECZ		32	1; 50	8595057631458
340/2_ECZ		40	1; 25	8595057631465
350/2_ECZ		50	1; 10	8595057631472
363/2_ECZ		63	1; 5	8595057631588
ZN or ZN-Ni				
316E/2_ZN_F	hot-dip galvanized or zinc - nickel coating	16	1; 25	8595057634718
320/2_ZN_F		20	1; 50	8595057634725
325/2_ZN_F		25	1; 50	8595057634732
332/2_ZN_F		32	1; 50	8595057634749
340/2_ZN_F		40	1; 25	8595057634756
350/2_ZN_F		50	1; 10	8595057634763
363/2_ZN_F		63	1; 5	8595057634770

Elbows for EN steel unthreaded pipes

- high mechanical resistance



steel -45 - +250°C 1250 N/5 cm 44561 IK10



- ▶ Both ends are fitted with sockets.
- ▶ Varnished: smooth steel material to be varnished by both sides black colour, medium corrosive resistance - g. 2
- ▶ ZN: after steel bar welding hot-galvanized using immersion, zinc layer min. 35 µm, high corrosion resistance - g. 4.

item	description	di	R	package icon	EAN
		mm	mm		
Varnished					
6316E_ECZ	painted in black on both sides	16	55	1; 15	8595057634503
6320_ECZ		20	70	1; 25	8595057634510
6325_ECZ		25	115	1; 25	8595057634527
6332_ECZ		32	125	1; 20	8595057634534
6340_ECZ		40	140	1; 15	8595057634541
6350_ECZ		50	170	1; 5	8595057634558
6363_ECZ		63	210	1; 3	8595057634565
ZN					
6316E_ZN_F	hot-dip galvanized	16	55	1; 15	8595057634435
6320_ZN_F		20	70	1; 25	8595057634442
6325_ZN_F		25	115	1; 25	8595057634459
6332_ZN_F		32	125	1; 20	8595057634466
6340_ZN_F		40	140	1; 15	8595057634473
6350_ZN_F		50	170	1; 5	8595057634480
6363_ZN_F		63	210	1; 3	8595057634497

Double-sided clamps for EN steel pipes

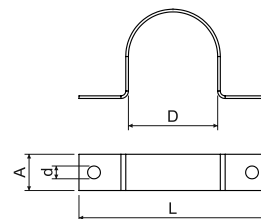


MAT



steel ECZ - 3456210
F - 3456410

- For attaching EN steel pipes to the pad.



item	description	D	L	a	\pm	d	pcs	EAN
		mm	mm	mm	mm	mm		
Varnished								
5220 PC_ECZ	painted in black on both sides	20	45	10	0,8	5,3	1; 100	8595057631618
5225 PC_ECZ		25	50	10	0,8		1; 100	8595057631625
5232 PC_ECZ		32	57	12	0,8		1; 100	8595057631632
5240 PC_ECZ		40	70	12	1,1		1; 50	8595057631649
5250 PC_ECZ		50	85	12	1,1		1; 50	8595057631656
5263 PC_ECZ		63	96	12	1,1		1; 50	8595057631663
ZN								
5220 PC_ZN_F	hot-dip galvanized	20	45	10	0,8	5,3	1; 100	8595057634794
5225 PC_ZN_F		25	50	10	0,8		1; 100	8595057634800
5232 PC_ZN_F		32	57	12	0,8		1; 100	8595057634817
5240 PC_ZN_F		40	70	12	1,1		1; 50	8595057634824
5250 PC_ZN_F		50	85	12	1,1		1; 50	8595057634831
5263 PC_ZN_F		63	96	12	1,1		1; 50	8595057634848

Clamps OMEGA for EN steel pipes



MAT

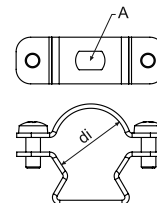


E 90



steel -60 - +250°C 3456210 IK09

- The clamps are designed to attach EN steel pipes to the pad.
- The clamps are also available for systems maintaining functionality during a fire (see catalogue Systems maintaining functionality during a fire).



pipe dn mm	item	description	A	di	pcs	EAN
			mm	mm		
16	5216E ZNM_S	Sendzimir galvanized	6,3 x 9,8	15 - 18	1; 100	8595057692084
20	5220 ZNM_S			19 - 23	1; 100	8595057692091
25	5225 ZNM_S			24 - 28	1; 50	8595057692107
32; 40	5232 ZNM_S			30 - 40	1; 50	8595057692114
50	5250 ZNM_S			39 - 52	1; 25	8595057692138
63	5263 ZNM_S			53 - 63	1; 25	8595057692145

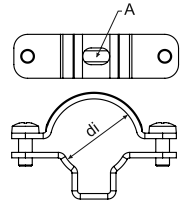


Clamps OMEGA for EN steel pipes



MAT **E 90**
 steel -60 - +250°C 3456410 IK09

- ▶ The clamps are designed to attach EN steel pipes to the pad.
- ▶ The clamps are also available for systems maintaining functionality during a fire (see catalogue Systems maintaining functionality during a fire).



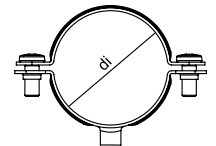
pipe dn mm	item	description	A	di	pcs	EAN
			mm	mm		
16	5216E_ZN_F	hot-dip galvanized	6,4 x 10	15 - 19	1; 50	8595568915269
20	5220_ZN_F			19 - 24	1; 50	8595568915276
25	5225_ZN_F			24 - 29	1; 50	8595568915283
32	5232_ZN_F			29 - 38	1; 25	8595568915290
40	5240_ZN_F			38 - 47	1; 20	8595568915306
50	5250_ZN_F			47 - 55	1; 20	8595568915313
63	5263_ZN_F			55 - 63	1; 20	8595568915320

Clamps DOBRMAN



MAT **E 90**
 steel -45 - +250°C 3456210

- ▶ KPO 6 anchors or KPOZ 6 anchor in combination with ZT 6 threaded rod, SVD screws in wood, KHP + ZT 6 in aerated concrete
- ▶ To easier assembly the clamp is provided with a groove for insertion, during assembly it is not necessary the upper part of the clamp completely separate.
- ▶ The clamps are also available for systems maintaining functionality during a fire (see catalogue Systems maintaining functionality during a fire).



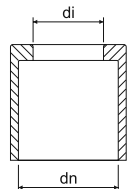
pipe dn mm	item	description	thread	di	pcs	EAN
				mm		
16	5216_D_ZNCR	zinc coating steel	M6	16	1; 50	8595568927521
20	5220_D_ZNCR			20	1; 50	8595568927538
25	5225_D_ZNCR			25	1; 50	8595568927545
32	5232_D_ZNCR			32	1; 50	8595568927552
40	5240_D_ZNCR			40	1; 50	8595568927569
50	5250_D_ZNCR			50	1; 25	8595568927576
63	5263_D_ZNCR			63	1; 25	8595568927583

Straight gland for EN pipes - external



MAT
 PE -5 - +60°C 30 sec.

- ▶ The bushings are designed to mechanically protect the conductors or cables coming from the steel pipe.
- ▶ Plug the bushing from outside on the end of pipe before installing cables.



dn mm	item	di	pcs	EAN
		mm		
16	4816E_KA	12	100; 3000	8595057688575
20	4820_KA	16	100; 1200	8595057688582
25	4825_KA	21	100; 800	8595057688599
32	4832_KA	28	50; 400	8595057688605
40	4840_KA	35	50; 200	8595057688612
50	4850_KA	43	25; 100	8595057688629
63	4863_KA	57	10; 70	8595057688636



Straight gland for ČSN steel pipes - external

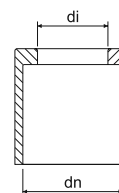


MAT



PE -5 - +60°C 30 sec.

- ▶ The bushings are designed to mechanically protect the conductors or cables coming from the steel pipe.
- ▶ Plug the bushing from outside on the end of pipe before installing cables.



dn	item	di	pcs	EAN
mm		mm		
20,4	4813/P_KB	15	100; 2400	8595057604926
22,5	4816/P_KB	16	100; 1200	8595057604933
28,3	4821/P_KB	22	100; 1000	8595057604940
37	4829/P_KB	30	100; 400	8595057604971
47	4836/P_KB	37	100; 300	8595057604988
54	4842/P_KB	42	75; 150	8595057604995

Straight gland for ČSN steel pipes - internal

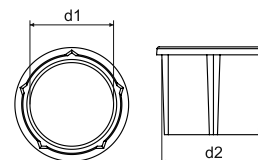


MAT



PE -5 - +60°C 30 sec.

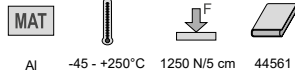
- ▶ The bushings are designed to mechanically protect the conductors or cables coming from the the steel pipe.
- ▶ Plug the bushing from inside on the end of pipe before installing cables.



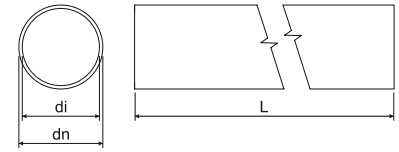
item	d1	d2	pcs	EAN
	mm	mm		
4913_XX	13,5	17	100; 2500	8595057657236
4916_XX	15,6	18,6	100; 2000	8595057657243
4921_XX	20,6	24	100; 1200	8595057657250
4929_XX	29,4	32,6	100; 700	8595057657267
4936_XX	38,6	41,8	80; 400	8595057657274
4942_XX	45,5	48,6	60; 360	8595057657281



Aluminium seamless pipes - high mechanical resistance



Al -45 - +250°C 1250 N/5 cm 44561



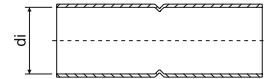
- ▶ The pipes are proper for mechanical protection of conductors and cables. They can be used for industrial installations, high anticorrosive ability – class 4.

dn	item	di	L		EAN
mm		mm	m	m	
16	6216E AL_XX	14	3	30; 1800	8595057657731
20	6220 AL_XX	18	3	30; 1200	8595057657748
25	6225 AL_XX	23	3	30; 720	8595057657755
32	6232 AL_XX	30	3	30; 480	8595057657762
40	6240 AL_XX	38	3	15; 300	8595057657779
50	6250 AL_XX	47	3	15; 180	8595057657786
63	6263 AL_XX	59,8	3	15; 120	8595057657793

Slip-on couplers for aluminium pipes



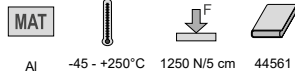
Al



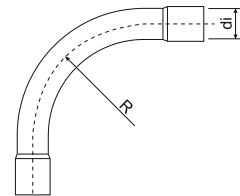
- ▶ The connectors are designed to join aluminium pipes for mechanical protection of cables or wires.
- ▶ Both ends are fitted with sockets.

item	di		EAN
	mm	pcs	
316E/2 AL_XX	16	1; 50	8595057657878
320/2 AL_XX	20	1; 50	8595057657885
325/2 AL_XX	25	1; 50	8595057657892
332/2 AL_XX	32	1; 50	8595057657908
340/2 AL_XX	40	1; 20	8595057657915
350/2 AL_XX	50	1; 20	8595057657922
363/2 AL_XX	63	1; 20	8595057657939

Elbows for aluminium pipes - high mechanical resistance



Al -45 - +250°C 1250 N/5 cm 44561



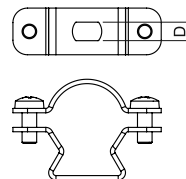
- ▶ Both ends are fitted with sockets.

item	di	R		EAN
	mm	mm	pcs	
6316E AL_XX	16	55	1; 15	8595057657809
6320 AL_XX	20	70	1; 25	8595057657816
6325 AL_XX	25	115	1; 25	8595057657823
6332 AL_XX	32	125	1; 20	8595057657830
6340 AL_XX	40	140	1; 15	8595057657847
6350 AL_XX	50	170	1; 5	8595057657854
6363 AL_XX	63	210	1; 3	8595057657861

Aluminium clamps OMEGA

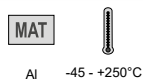


- ▶ For attaching aluminium pipes to the pad.
- ▶ To facilitate mounting, the clamp is provided with a groove for insertion; during mounting, it is not required to completely separate the top part of the clamp.



pipe dn	item	D		EAN
mm		mm	pcs	
16	5216E AL_XX	6,4	1; 100	8595057689725
20	5220 AL_XX		1; 100	8595057689732
25	5225 AL_XX		1; 50	8595057689749
32	5232 AL_XX		1; 50	8595057689756
40	5240 AL_XX		1; 25	8595057689763
50	5250 AL_XX		1; 25	8595057689770
63	5263 AL_XX		1; 25	8595057689787

Aluminium clamps



- ▶ For attaching aluminium pipes to the pad.
- ▶ Pipes are installed by pushing between the clamp jaws.

pipe dn	item	d		EAN
mm		mm	pcs	
16	5216E PC AL_XX	6,4	1; 50	8595057688650
20	5220 PC AL_XX		1; 50	8595057688667
25	5225 PC AL_XX		1; 50	8595057688674
32	5232 PC AL_XX		1; 50	8595057688681
40	5240 PC AL_XX		1; 25	8595057688698
50	5250 PC AL_XX		1; 25	8595057688704
63	5263 PC AL_XX		1; 15	8595057688711

Corrosion protection for galvanized surfaces



- ▶ Corrosion protection for repair of defective and damaged places on galvanized surfaces.
- ▶ The colour is applied with a brush, stippling technique.

item	description		EAN
		pcs	
GZS_XX	spray	1	8595057633148
WEICON 375_XX	color	1	8595057621183
WEICON 750_XX		1	8595057693609

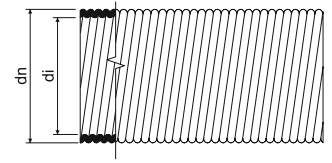


Flexible metal pipe



MAT			
steel	-45 - +90°C	750 N/5 cm	33522

- ▶ The pipes are suitable for mechanical protection of conductors and cables inside halls (indoor).
- ▶ The pipes are made of galvanized steel bar at the top (zinc layer 3 - 4 μm) and isolation layer inside.



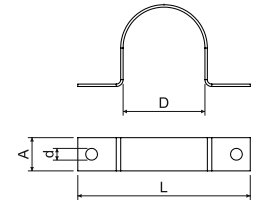
dn	item	di min.		EAN
mm		mm	m	
18,9	3313_B	13,5	10	8595057655850
	3313_XX		50	8595057604230
21,4	3316_B	16	10	8595057655867
	3316_XX		50	8595057604247
28,9	3323_B	22,9	10	8595057655874
	3323_XX		50	8595057604254
35,2	3329_B	28,4	10	8595057655881
	3329_XX		50	8595057604261
43	3336_B	35,9	5	8595057655898
	3336_XX		25	8595057604278
54,9	3348_B	47,7	5	8595057655904
	3348_XX		25	8595057604292

Double-sided clamps



MAT	
steel	3456210

- ▶ The clamps are designed to attach flexible metal pipes to the pad.



item	description	D	L	a		d		EAN
		mm	mm	mm	mm	mm	pcs	
3613 A_S	Sendzimir galvanized	18,5	40,5	10	0,8	4,3	100; 1300	8595057604629
3616 A_S		20,9	46,9				100; 1100	8595057604636
3623 A_S		28,3	55,3				100; 400	8595057604643
3629 A_S		34,5	67,5	15	1,1	5,3	50; 350	8595057604650
3636 A_S		42,2	82,2				50; 200	8595057604667
3648 A_S		54,0	95,0				50; 150	8595057604674

KOPODREN®

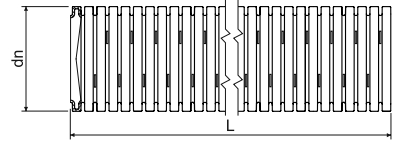
- drainage pipe




MAT

PE

- ▶ KOPODREN® pipeline is used in all areas of drain technics, e.g. draining of buildings, deep engineering constructions, sport places building, in agriculture, gardens, to drain areas of use, or to temporary draining of work sites.
- ▶ The pipes have low weight and high chemical resistance.
- ▶ The construction of the pipe ensures high flexibility. This is a major advantage when installing as well as meeting the requirement of small bend radius.
- ▶ The pipe joints are protected against pull-off and are designed to join using a snap.



dn mm	item		L m	EAN
65	KOPODREN 65_F50	black	50	8595568926661
80	KOPODREN 80_F50	black	50	8595568926678
100	KOPODREN 100_F50	black	50	8595568926685
125,5	KOPODREN 125_F50	black	50	8595568926692
159,5	KOPODREN 160_F50	black	50	8595568926708

DUODREN

- doublecoat corrugated drainage pipe



MAT

HDPE

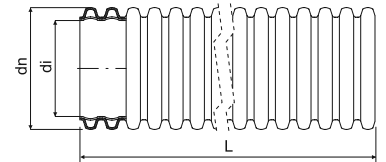
storage: -45- +60°C
montage: -5 - +60°C

A1



450 N/20 cm

- ▶ Halogen-free doublecoat corrugated drainage pipe for collecting water drainage engineering and road construction, rail bodies of water buildings, sports facilities, etc
- ▶ Drainage pipe type R2 - circular pipe with a smooth or slightly wavy inner surface and the contoured exterior surface.
- ▶ On each drainage pipe is mounted coupling.
- ▶ Certification: DIN 4262-1; TP-KO-01/14; STO - AO 224 - 657/2014; NV no. 163/2002 Coll., As amended by Government Decree no. 312/2005 Coll.
- ▶ Round rigidity: SN8 (8 kN / m²)







Perforation pipes:

TP - three series of perforations in the odd and three lines of perforation in the even grooves turned by 60°, surface perforations > 50 cm²/mLP - three series of perforations in the odd and two rows of perforations in the even grooves turned by 60°, surface perforations > 50 cm²/mMY - two series of perforations in the odd and two rows of perforations in the even grooves turned by 60°, surface perforations 40 cm²/mMP - two series of perforations in the odd and one row of perforations in the even grooves turned by 60°, surface perforations 30 cm²/m

UP - without perforation

* perforation pipe TP, LP, MY, MP (eg: B50TP color = red, 50 m, perforation 6 holes)

dn mm	item		di min. mm		L m			description
75	DUODREN 75_B50*	red	56	350	50	50	110 x 40	to order
	DUODREN 75_C50*	blue		350	50	50		to order
	DUODREN 75_F50*	black		350	50	50		to order
	DUODREN 75_B6*	red		-	6	312	104 x 88 x 607	to order
	DUODREN 75_C6*	blue		-	6	312		to order
	DUODREN 75_F6*	black		-	6	312		to order
90	DUODREN 90_B50*	red	67	400	50	50	120 x 45	to order
	DUODREN 90_C50*	blue		400	50	50		to order
	DUODREN 90_F50*	black		400	50	50		to order
	DUODREN 90_B6*	red		-	6	312	120 x 76 x 607	to order
	DUODREN 90_C6*	blue		-	6	312		to order
	DUODREN 90_F6*	black		-	6	312		to order
110	DUODREN 110_B50*	red	82	450	50	50	120 x 65	to order
	DUODREN 110_C50*	blue		450	50	50		to order
	DUODREN 110_F50*	black		450	50	50		to order
	DUODREN 110_B6*	red		-	6	462	110 x 97 x 610	to order
	DUODREN 110_C6*	blue		-	6	216		to order
	DUODREN 110_F6*	black		-	6	216		to order



Wiring pipes - number of cables to put in

cable diameter (mm)	6	8,3	8,7	9,5	10	10,3	10,9	12,3	13,2	14,4	14,4	16
FLEXIBLE PIPES												
XX16E - EN	1	1	1	X	X	X	X	X	X	X	X	X
XX20 - EN	2 (3)	1	1	1	1	1	1	X	X	X	X	X
XX25 - EN	4	2	2	1	1	1	1	1	1	1	1	X
XX32 - EN	8	4	4	3	3	3	2	1	1	1	1	1
XX40 - EN	13	7	6	5	5	4	4	3	3	2	2	1
XX50 - EN	21	11	10	8	7	7	6	5	4	4	4	3
XX13 - ČSN	2	1	1	1	1	1	1	X	X	X	X	X
XX16 - ČSN	3	1 (2)	1	1	1	1	1	1	1	X	X	X
XX23 - ČSN	7	4	3	3	2	2	1 (2)	1	1	1	1	1
XX29 - ČSN	11	6	5	4	4	4	3	3	2	1	1	1
XX36 - ČSN	17	9	8	7	6	6	5	4	3	3	3	2
SF16	3	1	1	1	1	1	1	1	1	X	X	X
SF20	5	3	2	1 (2)	1	1	1	1	1	1	1	1
SF25	8	4	4	3	3	3	2 (3)	1 (2)	1	1	1	1
SF32	13	7	6	5	5	5	4	3	3	2 (3)	2 (3)	1 (2)
KF 09040	13	7	6	5	5	5	4	3	3	2	2	2
KF 09050	22	11	10	9	8	7	7	5	5	4	4	3
KF 09063	35	18	17	14	13	12	11	8	7	6	6	5
KF 09075	49	25	23	19	18	17	15	12	10	8	8	7
KF 09090	74	38	35	29	27	25	22	18	15	13	13	10
KF 09110	116	60	55	46	42	39	35	28	24	20	20	16
KF 09125	153	80	73	61	55	52	46	36	32	27	27	21
KF 09160	242	127	115	97	87	82	73	58	50	42	42	34
KF 09200	401	209	191	160	144	136	121	95	83	70	70	56
RIGID PIPES												
XX16E - EN	1 (2)	1	1	1	1	1	X	X	X	X	X	X
XX20 - EN	2 (3)	1	1	1	1	1	1	1	1	X	X	X
XX25 - EN	6	3	3	2	1 (2)	1 (2)	1	1	1	1	1	1
XX32 - EN	9	5	4	4	3	3	23	2	1	1	1	1
XX40 - EN	15	8	7	6	6	5	5	4	3	3	3	1 (2)
XX50 - EN	24	13	12	10	9	8	7	6	5	4	4	3
XX63 - EN	43	22	20	17	15	14	13	10	9	7	7	6
6013 - ČSN	4	2	1 (2)	1	1	1	1	1	1	1	1	X
6016 - ČSN	2 (3)	3	3	1 (2)	1	1	1	1	1	1	1	1
6021 - ČSN	9	5	4	3	3	3	3	1 (2)	1	1	1	1
6029 - ČSN	15	8	7	6	6	5	5	4	3	3	3	2
6036 - ČSN	25	13	12	10	9	9	8	6	5	4	4	4
6042 - ČSN	34	18	16	14	12	12	10	8	7	6	6	5
6016E - EN	3	1	1	1	1	1	1	1	X	X	X	X
6020 - EN	4	2	1 (2)	1	1	1	1	1	1	1	1	X
6025 - EN	7	3	3	3	2	2	1	1	1	1	1	1
6032 - EN	11	6	5	5	4	4	3	3	2	1	1	1
6040 - EN	19	10	9	7	7	6	6	4	4	3	3	3
6050 - EN	30	15	14	12	11	10	9	7	6	5	5	4
6063 - EN	48	25	23	19	17	16	15	11	10	8	8	7
KD 09040	13	7	6	5	5	5	4	3	3	2	2	2
KD 09050	22	11	10	9	8	7	7	5	5	4	4	3
KD 09063	35	18	17	14	13	12	11	8	7	6	6	5
KD 09075	49	25	23	19	18	17	15	12	10	8	8	7
KD 09090	74	38	35	29	27	25	22	18	15	13	13	10
KD 09110	116	60	55	46	42	39	35	28	24	20	20	16
KD 09125	153	80	73	61	55	52	46	36	32	27	27	21
KD 09160	242	127	115	97	87	82	73	58	50	42	42	34
KD 09200	401	209	191	160	144	136	121	95	83	70	70	56

The table is based on 60% cross-section usage of the pipes.

1

2

3

4

5

index





4

**FIXING
MATERIAL**


















Fixing material

Dowels	4-3
Anchors.....	4-6
Metal clamps	4-7
Screws	4-9
Other clamps.....	4-11
Tightening belts	4-12
Tightening belt clamps	4-13
Nailing	4-15



All clamps, cable hangers and tightening belts are in compliance with EU directives.

Icons - legend

	material		sheet metal thickness
	temperature resistance, scope of application (°C)		color
	functionality during a fire		minimum wrap diameter (mm)
	classification code according to ČSN EN 61386-25		maximum wrap diameter (mm)
	halogen-free material		minimum tensile loop strength (N)
	drilling depth (mm)		dimensions - height, width (mm)
	diameter screw (mm)		package (pcs)
	outside diameter (mm)		

1

2

3

4

5

index



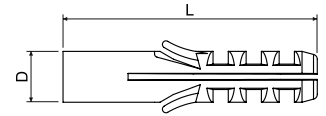
HM

- dowels

MAT



PA -30- +80°C



- ▶ Designed for light anchoring – fixing of non-structural building components and building equipment to brickwork, concrete and other building materials
- ▶ For connection, use a screw fitted to full length of the wall plug; it is also necessary to allow for the thickness of material to be fastened.
- ▶ For more information, see installation instructions.

Recommendation: wall plugs should be installed immediately after unpacking from the sealed bag. This will prevent unnecessary reduction in the level of humidity PA, which would result in a reduction in the wall plug quality.



item	D	L				EAN
	mm	mm	mm	mm	pcs	
HM 6_XX	6	30	35	ø 3,5 - 4	100; 14000	8595057605213
HM 8/1_XX	8	40	45	ø 4 - 5	100; 6000	8595057605251
HM 10_XX	10	50	55	ø 5 - 6	100; 3000	8595057605176
HM 12_XX	12	60	65	ø 6 - 8	100; 2000	8595057605190

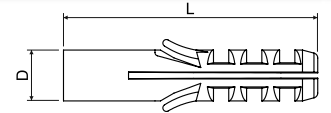
HM PE

- dowels

MAT



PE -30- +70°C



- ▶ For universal use (hobby).
- ▶ For connection, use a screw fitted to full length of the wall plug; it is also necessary to allow for the thickness of material to be fastened.
- ▶ For more information, see installation instructions.



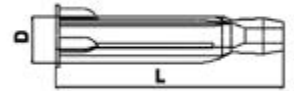
item	D	L				EAN
	mm	mm	mm	mm	pcs	
HM 6 PE_XX	6	30	35	ø 3,5 - 4	200; 14000	8595057632622
HM 8 PE_XX	8	40	45	ø 4 - 5	200; 6000	8595057632639
HM 10 PE_XX	10	50	55	ø 5 - 6	200; 3000	8595057632646
HM 12 PE_XX	12	60	65	ø 6 - 8	200; 2000	8595057632653

HL

- dowels



PE -30- +70°C



- ▶ Designed for light anchoring – fixing of non-structural building components and building equipment to hollow walls and ceilings
- ▶ For connection, use a screw fitted **to full length of the wall plug**; it is also necessary to allow for the thickness of material to be fastened.
- ▶ For more information, see installation instructions.

item	D	L				EAN
	mm	mm	mm	mm	pcs	
HL 6_XX	6	34	40	∅ 3,5 - 4	100; 10000	8595057612280
HL 8_XX	8	48	55	∅ 4 - 5	100; 4000	8595057605329
HL 10_XX	10	59	65	∅ 5 - 6	100; 2400	8595057612273

HN

- hammering dowels



PA + metal -30- +80°C



- ▶ To fix non-structural elements and various objects into the masonry of solid bricks and concrete.
- ▶ When installing, the screw-nail is not screwed, but rather pounded in; if necessary, it can be unscrewed.
- ▶ For more information, see installation instructions.

item	dn	L			EAN
	mm	mm	mm	pcs	
HN 6X25_XX	6	25	25	200; 4800	8595057618473
HN 6X35_XX	6	35	35	100; 2400	8595057618480
HN 6X45_XX	6	45	45	100; 2400	8595057618497
HN 6X55_XX	6	55	55	100; 2000	8595057618503
HN 6X70_XX	6	70	70	70; 1200	8595057618510
HN 8X45_XX	8	45	45	100; 1200	8595057618527

HS

- dowels



PA -30- +80°C



- ▶ Designed for light anchoring – fixing of non-structural building components and building equipment to walls and ceilings in plasterboard materials
- ▶ The package includes two drills HSV 6.
- ▶ Simple insertion into drill HSV 6.

Recommendation: wall plugs should be installed immediately after unpacking from the sealed bag. This will prevent unnecessary reduction in the level of humidity PA, which would result in a reduction in the wall plug

item			EAN
	mm	pcs	
HS 6_ZA	∅ 3,5 - 4,5	100; 6000	8595057608795



HSV 6

- drill for HS 6



PA + metal -30- +80°C

- ▶ It is designed for mounting the HS 6 dowel in plasterboard materials.
- ▶ Multiple use.

item		EAN
	pcs	
HSV 6_ZA	10; 250	8595057609051

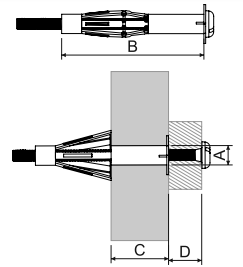
KHS

- metal anchor for chipboard



steel

- ▶ The universal metal anchor is suitable for pre-assembled mounting into board construction materials eg plasterboard, chipboard.
- ▶ The choice of anchor is made according to the thickness of the material of the plate so as to allow for optimal expansion in the cavity.
- ▶ The metric inner thread allows for multiple permits and pulling of the anchored piece.
- ▶ When mounting, the expansion arms open and derail the back of the board. The expanding arms have a large bearing surface and thus allow a high load bearing capacity.
- ▶ The teeth at the edge of the anchor are pushed into the material and prevent the dowel from spinning.
- ▶ A - hole diameter
- ▶ B - the length of the dowel - in the unused state
- ▶ C - plate thickness – anchor base
- ▶ D - the thickness of the anchored object



item	A	B	C	D	thread	guaranteed load - pull, cut, oblique pull								EAN
						chipboard				wood-fiber board		cementfiber board		
						9,5 mm	12,5 mm	19 mm (2x9,5 mm)	25 mm (2x12,5 mm)	16 mm	25 mm	8 mm		
						kN	kN	kN	kN	kN	kN	kN		
KHS 4X32_ZNCR	8	32	3-13	≤15-25	M 4 x 40	0,15	0,15	-	-	-	-	0,15	50	8595568931047
KHS 4X45_ZNCR	8	45	16-23	≤12-21	M 4 x 52	-	-	0,25	-	0,05	-	-	50	8595568931054
KHS 5X37_ZNCR	10	37	6-15	≤8-17	M 5 x 45	0,15	0,15	-	-	-	-	0,15	50	8595568931061
KHS 5X52_ZNCR	10	52	7-21	≤10-24	M 5 x 58	0,15	0,15	0,25	-	0,05	-	0,15	50	8595568931078
KHS 5X65_ZNCR	10	65	20-34	≤12-26	M 5 x 71	-	-	-	0,3	-	0,05	-	50	8595568931085
KHS 6X37_ZNCR	12	37	6-15	≤12-21	M 6 x 45	0,15	0,15	-	-	-	-	0,25	50	8595568931092
KHS 6X52_ZNCR	12	52	7-21	≤14-28	M 6 x 58	0,15	0,15	0,25	-	0,05	-	0,25	50	8595568931108
KHS 6X65_ZNCR	12	65	17-34	≤13-30	M 6 x 71	-	-	0,25	0,3	-	0,05	-	50	8595568931115

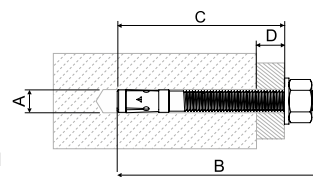
KPO


- anchor


MAT **E 90**

steel

- ▶ The anchors are designed for drag and thus fastening the structural elements to the underlying material (non-cracked concrete C20/25 to C50/60), a natural stone with a solid structure.
- ▶ The loading capacity of the anchors depends on the quality of the base material (concrete, solid brickwork).
- ▶ More information on use in fire-resistant systems can be found in the catalog Systems with remained functionality in case of fire.
- ▶ A - drill bit diameter
- ▶ B - total length of anchor
- ▶ C - effective anchor depth
- ▶ D - maximum thickness of the material being attached



item	approved seismicity class	A	B	C	D	thread	spanner size		EAN
		mm	mm	mm	mm	mm		pcs	
KPO 6X50_PO		6	65	60	10	M 6 x 25	10	1; 50	8595057691162
KPO 6X70_PO	-	6	65	60	10	M 6 x 25	10	1; 50	8595057691179
KPO 8X77_PO	C1	8	75	65	10	M 8 x 38	13	1; 50	8595057691100
KPO 8X97_PO	C1	8	95	85	30	M 8 x 58	13	1; 50	8595057691117
KPO 8X110_PO	C1/C2	8	115	105	50	M 8 x 78	13	1; 50	8595568931139
KPO 10X95_PO	C1/C2	10	95	85	10	M 10 x 53	17	1; 50	8595057691124
KPO 10X115_PO	C1/C2	10	115	105	30	M 10 x 73	17	1; 25	8595057691131
KPO 10X175_PO	C1/C2	10	185	175	100	M 10 x 143	17	1; 20	8595568931153
KPO 12X120_PO	C1/C2	12	110	100	10	M 12 x 61	19	1; 20	8595057691148
KPO 8X77_POGMT	-	8	80	65	10	M8	13	1; 100	8595568927965
KPO 8X97_POGMT	-	8	100	90	35	M8	13	1; 100	8595568929631
KPO 10X95_POGMT	-	10	95	84	15	M10	17	1; 50	8595568927972
KPO 10X115_POGMT	-	10	115	104	35	M10	17	1; 20	8595568929648
KPO 10X120_POGMT	-	12	120	105	25	M12	19	1; 50	8595568929655


KPOZ

- end-stop anchor


MAT **E 90**

steel

- ▶ The knock in anchors serve for the direct attachment of the threaded rods.
- ▶ The loading capacity of the anchors depends on the quality of the base material (concrete, solid brickwork).
- ▶ More information on use in fire-resistant systems can be found in the catalog Systems with remained functionality in case of fire.
- ▶ A - drill bit diameter
- ▶ B - total length of anchor
- ▶ C - anchor depth
- ▶ D - maximum thickness of the material being attached

item	A	B	C	D	thread		EAN
	mm	mm	mm	mm	mm	pcs	
KPOZ 6_PO	8	30	13	30	M6	1; 100	8595568929938
KPOZ 8_PO	10	30	13	30	M8	1; 50	8595568919304
KPOZ 10_PO	12	40	15	40	M10	1; 50	8595057692855



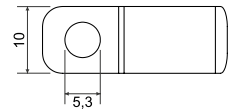
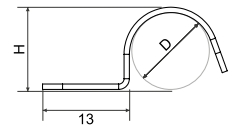
67xx

- single-sided clamps

MAT

steel

- To fix cables with \varnothing 4-12.5mm on the pad.



item	surface finish	D	H			EAN
		mm	mm			
6704_S	Sendzimir galvanized	4	4,5	0,8	100; 5000	8595057605527
6706_S		6	6,5			8595057605534
6708_S		8	8,3			8595057605541
6710_S		10	10,3			8595057605558
6712_S		12	12,3			8595057605565

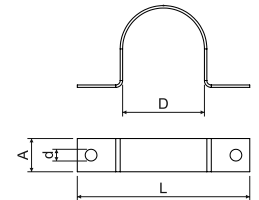
68xx

- double-sided clamps

MAT

steel

- To fix cables with \varnothing 8-25 mm on the pad.



item	surface finish	D	L	A		d		EAN	
		mm	mm	mm					mm
6808_S	Sendzimir galvanized	8	32	10	0,8	4,3	100; 3000	8595057605572	
6810_S		10	32				100; 3000	8595057605589	
6812_S		12,5	39				100; 1800	8595057605596	
6816_S		16	48	100; 1500		8595057605602			
6820_S		20	56	15		1,1	5,3	100; 500	8595057605619
6825_S		25	61					100; 500	8595057605626

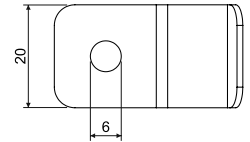
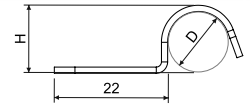
67xx

- cable clamps with fire resistance

MAT **E 90**

steel

- ▶ To fix cables with \varnothing 4-23 mm on the pad.
- ▶ More information on use in fire-resistant systems can be found in the catalog Systems with remained functionality in case of fire.



item	description	D	H (mm)	\varnothing cable			EAN
single-sided clamps							
6706_PO	Sendzimir galvanized	6	7,2	4	1,2	100; 1000	8595568927804
6708_PO		8	9,2	6	1,2	100; 1000	8595568909930
6710_PO		10	11,2	8	1,2	100; 1000	8595568909947
6712_PO		12	13,2	10	1,2	100; 1000	8595568909954
6714_PO		14	15,2	12	1,2	100; 1000	8595568935052
6716E_PO		16	17,2	14	1,5	100; 500	8595057698031
6718_PO		18	19,5	16	1,5	100; 500	8595568935083
6720_PO		20	21,5	18	1,5	100; 500	8595568932464
6722_PO		22	23,5	20	1,5	100; 500	8595568935113
6725_PO		25	26,5	23	1,5	100; 500	8595568935144
6706_POGMT		geomet*	6	7,2	4	1,2	100; 1000
6708_POGMT	8		9,2	6	1,2	100; 1000	8595568912459
6710_POGMT	10		11,2	8	1,2	100; 1000	8595568912466
6712_POGMT	12		13,2	10	1,2	100; 1000	8595568912473
6714_POGMT	14		15,2	12	1,2	100; 1000	8595568935069
6716E_POGMT	16		17,2	14	1,5	100; 500	8595568935021
6718_POGMT	18		19,5	16	1,5	100; 500	8595568935083
6720_POGMT	20		21,5	18	1,5	100; 500	8595568932464
6722_POGMT	22		23,5	20	1,5	100; 500	8595568935137
6725_POGMT	25		26,5	23	1,5	100; 500	8595568935151
double-sided clamps							
6716ED_PO	Sendzimir galvanized	16	17,2	14	1	100; 400	8595057698079
6716ED_POGMT	geomet*	16	17,2	14	1	100; 400	8595568912510

* non-electrolytic plating



SB


- bolt to concrete



MAT **E 90**

steel

- ▶ The bolt may be mounted in concrete, natural stone, or solid brickwork.
- ▶ A Ø 5 mm hole needs to be pre-drilled for mounting of the bolt.
- ▶ It is suitable for attaching individual cable clamps, OMEGA type clamps and SD 2 group holder to the base material.
- ▶ More information on use in fire-resistant systems can be found in the catalog Systems with remained functionality in case of fire.

item	surface finish		EAN
		pcs	
SB 6.3X35_POGMT	geomet	100; 500	8595057697904
SB 6.3X45_POGMT	geomet	100; 500	8595568932402

SVD


- threaded screw



MAT **E 90**

steel

- ▶ Threaded screw with external thread M6.
- ▶ Designed for anchoring to concrete.
- ▶ When using an anchor KHP can be anchored to the porous concrete.
- ▶ More information on use in fire-resistant systems can be found in the catalog Systems with remained functionality in case of fire.

item	surface finish		EAN
		pcs	
SVD 30_PO	ZNCR	100	8595568931207
SVD 40_PO		100	8595568931214

STP 4.2X13


- sheet metal screw



MAT **E 90**

steel

- ▶ Screw designed to connect two metal parts to a sheet thickness of 2.0 mm.
- ▶ More information on use in fire-resistant systems can be found in the catalog Systems with remained functionality in case of fire.

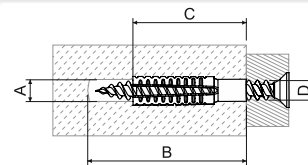
item	surface finish		EAN
		pcs	
STP 4.2X13_PO	ZNCR	100; 1000	8595568931191

KHP

- metal expansion anchor

MAT E 90

steel



- ▶ For pre-assembled mounting in concrete, porous concrete, vertically perforated bricks, natural stone with a dense structure, solid brickwork blocks, solid sand-lime bricks.
- ▶ The external teeth expand in the building material, thus ensuring a high loadbearing capacity. Thread must be screwed in at least min. to the full length of the anchor. The length of the anchor is calculated: length of the anchor + bolt diameter + thickness of the anchor + thickness of the plaster or insulation.
- ▶ The ribbed inner anchor shape is suitable for screws.- e.g. SB 6.3X35; SB 6.3X45.
- ▶ More information on use in fire-resistant systems can be found in the catalog Systems with remained functionality in case of fire.
- ▶ A - hole diameter
- ▶ B - minimum hole depth
- ▶ C - length of bolt
- ▶ D - thread diameter

item	A	B	C	D	the recommended hole diameter for the material			guaranteed load - stroke, cut, oblique stroke applies to the specified thread diameter and material			 pcs	EAN
					concrete C20/25	porous concrete PB4	vertically perforated bricks HLZ12	diameter screw	porous concrete ≥PB2, PP2 (G2)	porous concrete ≥PB4, PP4 (G4)		
					mm	mm	mm	mm	kN	kN		
KHP 6X32_PO	7-9	38	32	5-6	7	6	7	-	-	-	100	8595568931009
KHP 8X38_PO	10-12	46	38	6-8	10	10	10	8	0,2	0,3	100	8595568931016
KHP 8X60_PO	10-12	68	60	6-8	12	10	10	8	0,3	0,4	50	8595568931023
KHP 10X60_PO	12-14	68	60	8-10	14	12	12	10	0,4	0,6	50	8595568931030

KVP

- bolt to anchor KHP

MAT E 90

steel



- ▶ It is designed for use in chipboard and other wood materials.
- ▶ The screw has a countersunk head and a cross groove PZ.
- ▶ It is suitable for combination with the KHP dowel - they meet functionality in the case of fire for up to 90 minutes. This combination is ideal for anchoring 67XX_PO clamps to aerated concrete.
- ▶ More information on use in fire-resistant systems can be found in the catalog Systems with remained functionality in case of fire.

item		screw length		EAN
	mm	mm	pcs	
KVP 5X35_PO	5	35	500	8595568934550
KVP 5X40_PO	5	40	500	8595568934567
KVP 5X45_PO	5	45	500	8595568934574
KVP 5X50_PO	5	50	200	8595568934581
KVP 6X40_PO	6	40	200	8595568934598
KVP 6X45_PO	6	45	200	8595568934604
KVP 6X50_PO	6	50	200	8595568934611



6723

- lineal clamps

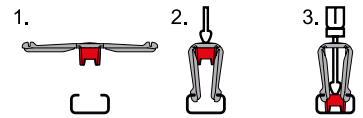
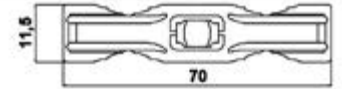


MAT



PA -30 - +80°C

- ▶ To fix the protected conductors with Ø10-26 mm side by side on the support trunking 5820 or 5822 DER.
- ▶ Installation is done by bending the clips into a U-shape and inserting into the support trunking. It is secured against slipping by punching the pre-pressed wedge on the clip that is already fitted in the rail. Punching is done with a suitable object (screwdriver).



Recommendation: clamps should be installed immediately after unpacking from the sealed bag. This will prevent unnecessary reduction in the level of humidity PA, which would result in a reduction in the clamp quality.

item			EAN
	conductor max. - mm	pcs	
6723_FA	10 - 26	1000; 4000	8595057606227



1

2

6724

- lineal clamps



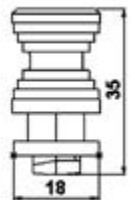
MAT



PA -30 - +70°C

- ▶ The clamps are designed to fix cables or other lines with Ø 7-13 mm.
- ▶ The assembly is done by sliding clamp into the metal support rail type 5820 and turning it by 90°.

Recommendation: clamps should be installed immediately after unpacking from the sealed bag. This will prevent unnecessary reduction in the level of humidity PA, which would result in a reduction in the clamp quality.



item		EAN
	pcs	
6724_LA	200; 1600	8595057606241



3

4

6401

- cable hanger

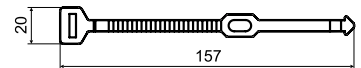


MAT



PE -40 - +85°C

- ▶ Intended for fixing cables with Ø 8-18 mm on a supporting rope.
- ▶ Installation is only suitable for indoor use.



item		EAN
	pcs	
6401_FA	1000; 4000	8595057605473



5


index

SP

- tightening belt



PA -40 - +85°C -10 - +30°C
montage



- For normal bundling and fixing of cables, wires and pipes.
- For fixing to a pad, use cable tie clamps (pg. 4-13).
- Fire resistance according to U.L. 94 - V2.
- Not long-term resistant to sunlight.

Recommendation: cable ties should be installed immediately after unpacking from the sealed bag. This will prevent unnecessary reduction in the level of humidity PA, which would result in a reduction in the cable tie quality.



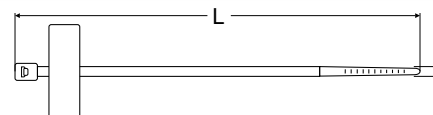
item		L	A					EAN
		mm	mm	mm	mm	N	pcs	
SP 100X2.5_FA	black	100	2,5	3	20	80	100	8595568905239
SP 100X2.5_HA	natural	100	2,5	3	20	80	100	8595057621190
SP 140X3.5_HA	natural	150	3,6	3	33	180	100	8595057621206
SP 140X3.5_FA	black	150	3,6	3	33	180	100	8595568902764
SP 140X4.5_HA	natural	140	4,5	4	36	280	100	8595057629196
SP 160X2.5_HA	natural	165	2,5	4	39	80	100	8595057629189
SP 160X4.5_HA	natural	160	4,8	5	35	220	100	8595057629202
SP 180X4.5_FA	black	190	4,8	4	45	220	100	8595568902771
SP 180X4.5_HA	natural	190	4,8	4	45	220	100	8595057629219
SP 200X4.5_FA	black	190	4,8	4	45	220	100	8595568905215
SP 200X4.5_HA	natural	190	4,8	4	45	220	100	8595057621213
SP 250X4.5_HA	natural	250	4,8	5	62	220	100	8595057629226
SP 280X4.5_FA	black	310	4,8	7	79	220	100	8595568902788
SP 280X4.5_HA	natural	310	4,8	7	79	220	100	8595057621220
SP 360X4.5_FA	black	368	4,8	7	96	220	100	8595568902894
SP 360X4.5_HA	natural	368	4,8	7	96	220	100	8595057621237
SP 360X7.5_FA	black	380	7,6	8	96	550	100	8595057634084
SP 360X7.5_HA	natural	380	7,6	8	96	550	100	8595057621244
SP 380X4.5_FA	black	368	4,8	7	96	220	100	8595568902795
SP 380X4.5_HA	natural	368	4,8	7	96	220	100	8595057629233
SP 430X4.5_FA	black	450	4,8	8	129	220	100	8595568902801
SP 430X4.5_HA	natural	450	4,8	8	129	220	100	8595057629240

SPM 100X2.5

- tightening belt with identification tag



PA -40 - +85°C -10 - +30°C
montage



- For easy and rapid marking or labelling of ties or cables.
- For fixing to a pad, use cable tie clamps (pg. 4-13).
- Fire resistance according to U.L. 94 - V2.
- Not long-term resistant to sunlight.

Recommendation: cable ties should be installed immediately after unpacking from the sealed bag. This will prevent unnecessary reduction in the level of humidity PA, which would result in a reduction in the cable tie quality.



item		L	A					EAN
		mm	mm	mm	mm	N	pcs	
SPM 100X2.5_HA	natural	100	2,5	5	25	80	100	8595057621398



SPP 19X19

- clip for cable ties - self-adhesive



MAT



PA -30 - +40°C

- ▶ To fix the tie on the pad.
- ▶ Fire resistance according to U.L. 94 - V2.
- ▶ Not long-term resistant to sunlight.
- ▶ Self-adhesive - for application on clean and smooth surfaces.



Recommendation: clamps should be installed immediately after unpacking from the sealed bag. This will prevent unnecessary reduction in the level of humidity PA, which would result in a reduction in the clamp quality.

item				EAN
		mm	pcs	
SPP 19X19_FA	black	19 x 19	100	8595057629257
SPP 19X19_HA	natural	19 x 19	100	8595057689947

SPPN 19X19

- clip for cable ties



MAT



PA -40 - +85°C

- ▶ To fix the tie on the pad.
- ▶ Fire resistance according to U.L. 94 - V2.
- ▶ Not long-term resistant to sunlight.
- ▶ Fixing to pad using a screw.



Recommendation: clamps should be installed immediately after unpacking from the sealed bag. This will prevent unnecessary reduction in the level of humidity PA, which would result in a reduction in the clamp quality.

item					EAN
		mm	mm	pcs	
SPPN 19X19_FA	black	19 x 19	Ø 3,5 - 4	100	8595057631694

SPP 9

- clip for cable ties

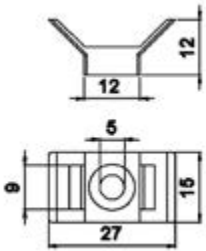
MAT



PA -40- +85°C

- ▶ To fix the tie on the pad.
- ▶ Fire resistance according to U.L. 94 - V2.
- ▶ Not long-term resistant to sunlight.
- ▶ Fixing to pad using a screw.

Recommendation: clamps should be installed immediately after unpacking from the sealed bag. This will prevent unnecessary reduction in the level of humidity PA, which would result in a reduction in the clamp quality.



item				EAN
		mm	pcs	
SPP 9_HA	natural	Ø 3,5 - 5	100	8595057629172

65xx

- spacing clamps

MAT



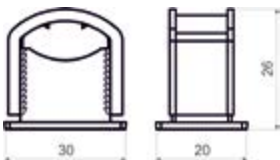
PS -5 - +60°C

- ▶ The clamps consist of two parts and are designed to fix individual cables.
- ▶ Installation is performed by screwing or gluing the lower part of the clip to the base. By fitting the appropriate cable and pressing the upper part of the clip onto the lower part.
- ▶ There is a screw hole in the lower part of the clamp.

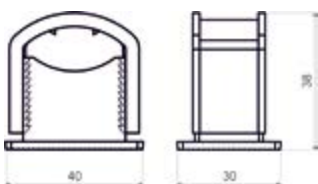


item		hole diameter		EAN
	conductor - mm	mm	pcs	
6516_HA	8 - 16	4	500	8595057605411
6526_HA	13 - 26	5	150	8595057605442

6516



6526



**K-PULSA 40 E**

- nailgun



- ▶ Gas firing (up to 750 shots per cartridge).
- ▶ Battery capacity max. 3000 shots.
- ▶ Charging time - 90 minutes (fast charge function 25 min. = 500 shots).
- ▶ Weight 3.8 kg.
- ▶ Adjustable power up to 82 J.
- ▶ Magazine for 20 nails.
- ▶ There is a safety device against accidental firing of course
- ▶ Dimensions: 385 x 114 x 309 mm.
- ▶ Operating temperature range -15 °C to 49 °C.
- ▶ The service of the gas nailer is provided by an external company (Recimagroup).
- ▶ Suitable for fixing fire-resistant clamps of the 67xx_POBD series.

certification according to standards:
EN 12549, EN 792-13 + A1 :2008E

accessories according to:
2006/42/EC
2011/65/UE
1999/5/EC
CEM 2004/108/EC

certification according to:
batery: 2006/66/EC
charger:
2006/95/EC
CEM 2004/108/EC

item		EAN
	pcs	
K-PULSA_PO	1	8595568936936

MVH P800

- magnetic attachment



- ▶ For the K-Pulsa 40 E_PO gas nailer.
- ▶ Strong magnet for attaching magnetic materials.
- ▶ Suitable for fixing fire-resistant clamps of the 67xx_POBD series.

item		EAN
	pcs	
MVH P800_PO	1	8595568935588

PLYN

- gas cartridge



- ▶ Capacity up to 750 shots.
- ▶ For the K-Pulsa 40 E_PO nailgun series.
- ▶ Certification according to: 75/324/EC.
- ▶ The safety data sheet is available on the e-shop.

item		EAN
	pcs	
PLYN_PO	1	8595568935595

KHB

- strip of nails for concrete C20/25 to C30/37, solid masonry and plaster

- ▶ Suitable for fixing fire-resistant clamps of the 67xx_POBD series.
- ▶ Use for standard concrete, solid masonry and plaster.
- ▶ Galvanized surface finish.
- ▶ The package of 500 nails includes the gas cartridge PLYN_PO.



item	nail lenght	weight		EAN
	mm	kg	pcs	
KHB C6-20_PO	20	0,71	500	8595568935601
KHB C6-25_PO	25	0,78	500	8595568935618
KHB C6-30_PO	30	0,88	500	8595568935625
KHB C6-35_PO	35	1,30	500	8595568935632
KHB C6-40_PO	40	1,16	500	8595568935649

KHO

- strip of nails for concrete C20/25 to C60/70, prestressed concrete and steel

- ▶ Suitable for fixing fire-resistant clamps of the 67xx_POBD series.
- ▶ Use for high-strength concrete, prestressed concrete, steel.
- ▶ Galvanized surface finish.
- ▶ The package of 500 nails includes the gas cartridge PLYN_PO.



item	nail lenght	weight		EAN
	mm	kg	pcs	
KHO HC6-15_PO	15	0,66	500	8595568935656
KHO HC6-17_PO	17	0,71	500	8595568935663
KHO HC6-22_PO	22	0,84	500	8595568935670
KHO HC6-27_PO	27	1,00	500	8595568935687
KHO HC6-32_PO	32	1,15	500	8595568935694

KHO

- strip of nails - no residue

- ▶ Suitable for fixing fire-resistant clamps of the 67xx_POBD series.
- ▶ There is no residual plastic under the head of shot nails when fired into steel and concrete.
- ▶ Galvanized surface finish.
- ▶ The package of 500 nails includes the gas cartridge PLYN_PO.



item	nail lenght	weight		EAN
	mm	kg	pcs	
KHO HC6-15FH_PO	15	0,66	500	8595568935700
KHO HC6-17FH_PO	17	0,71	500	8595568935717
KHO HC6-22FH_PO	22	0,84	500	8595568935724
KHO HC6-27FH_PO	27	1,00	500	8595568935731



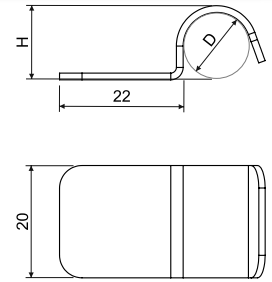
67xx

- cable clamps without hole


MAT **E 90**

steel

- ▶ Suitable for fixing cables of $\varnothing 4 - 23$ mm.
- ▶ Clamps 67 ..._ POBD can be shot using gas nailers with a magnetic attachment.
- ▶ More information on use in fire-resistant systems can be found in the catalog Systems with remained functionality in case of fire.



item	surface finish	D	H (mm)	\varnothing cable			EAN
cable clamps without hole							
6706_POBD	Sendzimir galvanized	6	7,2	4	1,2	100; 1000	8595568934987
6708_POBD		8	9,2	6	1,2	100; 1000	8595568934994
6710_POBD		10	11,2	8	1,2	100; 1000	8595568935007
6712_POBD		12	13,2	10	1,2	100; 1000	8595568935014
6714_POBD		14	15,2	12	1,2	100; 1000	8595568935076
6716E_POBD		16	17,2	14	1,5	100; 500	8595568935021
6718_POBD		18	19,5	16	1,5	100; 500	8595568935106
6720_POBD		20	21,5	18	1,5	100; 500	8595568935038
6722_POBD		22	23,5	20	1,5	100; 500	8595568935137
6725_POBD		25	26,5	23	1,5	100; 500	8595568935168

A close-up photograph of a red car's body panel. The surface is highly reflective, showing distorted reflections of the surrounding environment. In the upper portion of the frame, a black plastic trim piece is visible, featuring a green fabric-covered component, likely a door sill or a part of the interior trim. The main focus is a white embossed logo on the red paint. The logo consists of a circular emblem on the left containing a stylized 'R' or similar character, followed by the word 'KOPOS' in a rounded, cursive font enclosed within a double-lined rectangular border.

® KOPOS



5

**TECHNICAL
INFORMATION**

Fire-technical characteristics tests record

Fire-technical lab as an accredited test shop no. 1007.7 reported these records for below-stated materials:

Testing method for determination of total heating value (PCS): ČSN EN ISO 1716						
Report no.	Material	Measured values			Results	Extended uncertainty
		1 st measurement	2 nd measurement	3 rd measurement		
12274	PVC stabilized by Pb	17,584	17,540	17,594	17,57	0,07
12275	PVC stabilized by CaZn	18,125	18,104	18,182	18,14	0,09
12276	PE - liten	46,377	46,432	46,414	46,41	0,07
12277	PE - box bodies 8130, 8135, steel pipes bushings	44,889	44,867	44,866	44,87	0,03
12278	PP - concrete program	27,546	27,508	27,606	27,55	0,12
12279	PP - box covers 8130, 8135	41,685	41,696	41,689	41,69	0,02
12280	PPO/PPE	35,086	35,120	35,150	35,12	0,08

Centrum svařebního inženýrství, s.r.o., Poříčínská technická laborator, Praha 16, 102 21 Praha 10
tel. 281017111, fax 281017455, mobil 721 903 871, mail ptl@svs.cz, www.ptl.svsoeb.cz

ČIA akreditovaná zkušební laboratoř č. 1007.7
PROTOKOL č. 12120
o zkušebních požárně technických charakteristikách

Č. j.: PTL - 9304 Počet stran protokolu: 1

Zadavatel: KOPOS KOLÍN a.s., Havlíčkova 432, 280 94 Kolín IV

PŘEDMĚT ZKOUŠEK:
Název: PVC - materiál pro výrobu elektroizolačních lůž, kanálů, krabic, trubek a jejich příslušenství (stabilizace olověna Pb)
Norma: Nestandardní Výrobce: Viz zadání
Státní PVC, přísluší - stabilizace Pb, hárva
Vzhled: Bílá plastová deska tloušťky cca 2,5 mm, vzorek zkoušen ve dvou vřetech; hustota cca 1,41 g/cm³

Datum přijetí vzorku: 29. 4. 2004 Odhěr vzorku: Vzorek dodal zadavatel
Datum provedení zkoušek: 13. 5. 2004

ZKOUŠEBNÍ METODA: ZP 6. 04 - 01 podle zrušení ČSN 73 0862

NAMĚŘENÉ HODNOTY A VÝSLEDKY ZKOUŠEK:

Vzorek číslo:	1	2	3	4	5	průměr
Datum zkoušky:	13. 5.	13. 5.	13. 5.	13. 5.	13. 5.	13. 5.
ΔT ₁ [°C]	-19	-18	-19	-21	-17	-18,8
ΔT ₂ [°C]	-7	-3	-2	-5	-11	-5,6
ΔT ₃ [°C]	79	83	80	81	86	81,8
t _{max} [min]	14	14	13	14	14	14,2

Q = 15,2 ± 0,3

Závěr:
Podle vypočtené hodnoty Q je "PVC - materiál pro výrobu elektroizolačních lůž, kanálů, krabic, trubek a jejich příslušenství (stabilizace olověna Pb)" zařazen do stupně hořlavosti
B - nesnadno hořlavý.

Rozlišení nejmenší velikosti Q je 13,1. Uvedená rozlišení nejmenší je součinem standardní nejmenší měřicí a koeficientu rozlišení k=2, což pro normální rozložení odpovídá pravděpodobnosti pokrytí asi 95 %. Výsledky zkoušek se týkají pouze předmětu zkoušek. Bez písemného souhlasu zkušebny se nemají protokoly reprodukovat jinak než celky.

Vedoucí zkušebny: Vít Šlaboch
Datum: 13. 5. 2004

PAYUS, s.r.o., Poříčínská technická laborator, Praha 16, 102 21 Praha 10
tel. 81017111, zápisovna/fax 81017455, mobil 0602 204193, e-mail ptl@payus.cz

Číslný instituce pro akreditaci akreditovaná zkušební laboratoř č. 1007.2
PROTOKOL č. 10389
o zkušebních požárně technických charakteristikách

Č. j.: PTL - 9802 Počet stran protokolu: 1

Zadavatel: KOPOS KOLÍN a.s., Havlíčkova 432, 280 94 Kolín IV

PŘEDMĚT ZKOUŠEK:
Název: Decolorovaný materiál pro výrobu elektroizolačních lůž, kanálů, krabic, trubek a jejich příslušenství
Norma: Nestandardní Výrobce: Viz zadání
Státní: Decolorovaný PVC, přísluší - stabilizace CaZn
Vzhled: Bílá plastová lůžka stabilizovaná azobifeny tloušťky 2 mm vykládky ve dvou vřetech do velikosti vzorku; hustota 1,45 g/cm³

Datum přijetí vzorku: 22. 3. 2002 Odhěr vzorku: Vzorek dodal zadavatel
Datum provedení zkoušek: 25. 3. 2002

ZKOUŠEBNÍ METODA: ČSN 73 0862

NAMĚŘENÉ HODNOTY A VÝSLEDKY ZKOUŠEK:

Vzorek číslo:	1	2	3	4	5	průměr
Datum zkoušky:	25. 3.	25. 3.	25. 3.	25. 3.	25. 3.	25. 3.
ΔT ₁ [°C]	6	8	5	3	7	6
ΔT ₂ [°C]	4	4	3	3	4	4
ΔT ₃ [°C]	61	60	67	57	56	60
t _{max} [min]	12	13	13	13	12	13

Q = 62

Závěr:
Podle vypočtené hodnoty Q je "Decolorovaný materiál pro výrobu elektroizolačních lůž, kanálů, krabic, trubek a jejich příslušenství" zařazen do stupně hořlavosti
B - nesnadno hořlavý.

Výsledky zkoušek se týkají pouze předmětu zkoušek. Bez písemného souhlasu zkušebny se nemají protokoly reprodukovat jinak než celky.

Vedoucí zkušebny: Ing. Pavel Vasil, CSc.
Datum: 26. 3. 2002

1

2

3

4

5

index



Construction material classification by flammability

The relationship between the degree of flammability requirements and a class of reaction to fire according to ČSN 33 2312 edition 2.	
Flammability class	Fire reaction class
A	A1
	A2
B	B
C1	C
C2	D
C3	E
	F

The difference between the degree of flammability of a class of reaction to fire

The basic difference between the degree of flammability and reaction to fire consists in the fact that the degree of flammability evaluates separate individual materials, while reaction to fire evaluates the entire construction product in the final version - for example, sandwich walls, insulation systems, etc.

Classification of construction products according to their fire class

For the classification of construction products according to their fire class, the following tested procedure is used:

Class E

A product to be classified as class E, shall be tested in accordance with ČSN EN ISO 11925-2 using flame applied for a period of 15 s.

Classes D, C, B

A product to be classified in classes D, C or B, shall be tested according to ČSN EN ISO 11925-2 using flame applied for a period of 30 s. The product meeting the requirements for test results according to ČSN EN ISO 11925-2, is further tested according to ČSN EN 13823 or ČSN EN ISO 9239-1 - this applies to floor coverings.

Classes A1, A2

Homogeneous products

Product classified as class A1 shall be tested according to ČSN EN ISO 1182 and ČSN EN ISO 1716. Product classified as class A2 shall be tested in accordance with either ČSN EN ISO 1182 or ČSN EN ISO 1716.

Non-homogeneous products

Any substantial component of non-homogeneous product classified as class A1 shall be tested separately according to ČSN EN ISO 1182 and ČSN EN ISO 1716. In addition, each product containing external non-substantial component and meeting the PCS criterion is tested according to ČSN EN 13823 or ČSN EN ISO 9239-1 – this applies to floor coverings. Any substantial component of non-homogeneous product classified as class A2 shall be tested either separately according to ČSN EN ISO 1182 or ČSN EN ISO 1716.

Non-substantial components of non-homogeneous products are tested separately, and only in accordance with ČSN EN ISO 1716.

Another condition for class A2

All products to be classified as class A2 shall be also tested according to ČSN EN 13823 or ČSN EN ISO 9239-1 for floor coverings.

Until 31 December 2007 individual building materials were evaluated and graded according to ČSN 73 0862 „Determination of flammability of construction materials“. This standard was discontinued as of 31 December 2003, but in order to ensure continuity in the evaluation of materials within the design standards, the results of the tests under this standard as well as the Value standard ČSN 73 0823 remained valid until 31 December 2007. According to this standard, construction materials were classified under the above classes. With effect from 1 July 2003 a new way of flammability classification became valid in the Czech Republic, known as „reaction to fire“, summarized in the classification standard ČSN EN 13501-1. ČSN 33 2312:85 „Electrical regulations. Electrical equipment in and on flammable substances“ allowed the use of conversion table to use both designations in relation to the flammability of construction materials. As of 1 October 2007 the provision of this standard was repealed for boxes in relation to the standard ČSN EN 60 670-1, i.e. the validity of ČSN 33 2312:85 was terminated for wiring boxes, but continues to apply to wiring trunkings, channels and pipes. The applicability of the standard ČSN 37 0100 „Wiring boxes“ was terminated as of 1 October 2007. It has been replaced by ČSN EN 60 670-1 „Boxes and enclosures for electrical accessories for household and similar fixed electrical installations.“

Products of KOPOS KOLÍN a.s. – flammability class A1-F

The company KOPOS KOLÍN a.s. is a manufacturer of electrical installation and wiring material (wiring trunkings and parapet trunkings, wiring pipes, wiring boxes) assessed and classified according to government NV 118/2016, Order 17/2003 Coll. which lays down the technical requirements for low voltage electrical equipment. From the above it is obvious that the electrical installation and wiring material is not (according to the stated regulation) classified as a building material and thus no testing of fire reaction class is needed.

The data in the catalogues of KOPOS KOLÍN a.s. concerning fire reaction class stating the fire reaction class of the underlying building material only, not the fire reaction class of the electrical installation and wiring material itself.

1

2

3

4

5

index

Protection types - IP classification according to ČSN EN 60 529

Protection levels against contact with dangerous parts are indicated by the complementary code in the form of a letter.

The letter added after the second digit of the IP designation indicates the protection level of persons against contact with dangerous parts, e.g. IP 10B.

These letters are used only in the following cases:

* if the actual protection against contact with dangerous parts is higher than that indicated by the first characteristic digit

* if only protection against contact with dangerous parts is specified, the first characteristic digit is then replaced by an X

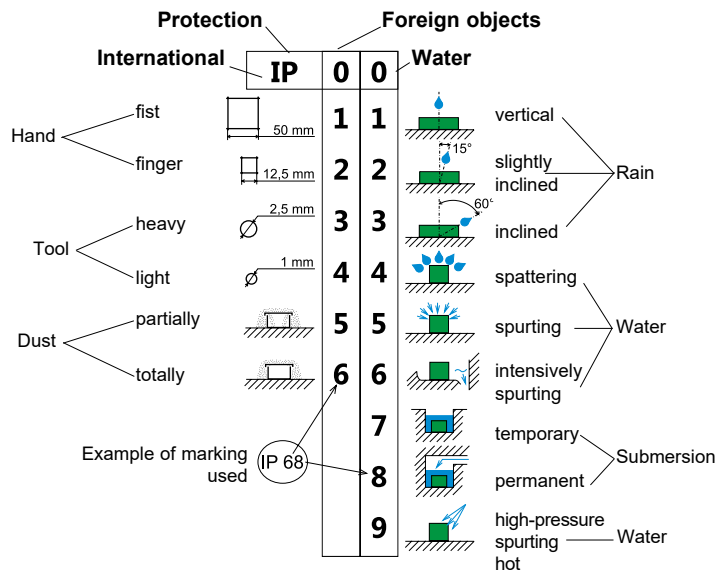
This higher protection level can be ensured by barriers, spacings inside the housing or suitable shape of the openings.

A - Protected against contact with the back of the hand

B - Protected against contact with fingers

C - Protected against contact with tools

D - Protected against contact with wires



Chemical resistance of wiring trunkings, conduits and accessories made of hard PVC, PE, PA, PS, PP and PPE

Explanatory notes:

: These materials are resistant to chemical damage under normal installation conditions

o : The resistance of these materials to chemical damage is limited

x : These materials are not resistant to chemical damage under specified conditions

Abbreviations:

PVC - polyvinylchloride, PE - polyethylene, PA - polyamide, PS - polystyrene, PP - polypropylene, PPE (PPO) - polyphenylenether (polyphenyl oxid)

Chemicals	conc. in %	°C	PVC	PE	PA	PS	PP	PPE (PPO)
Aceton		20	X	#	#	X	#	X
Amoniak	25	20	#	#	X	O	#	X
Anilin		60	O	X	O	X	X	O
Benzene		20	X	O	#	X	O	X
Distilled water		20	#	#	#	#	#	#
Ethanol	50	20	#	#	#	O	#	#
Phenol solution	5	50	O	O	X	X	X	X
Sodium hydroxide	60	50	#	#	#	#	#	#
Chlorinated hydrocarbons			X	X	#	X	X	X
Hydrofluoric acid	40	20	#	#	X	X	#	O
Hydrochloric acid	36	20	O	O	X	O	O	O
Chromic acid	20		O	O	X	O	O	O
Acetic acid	5	20	#	#	X	#	#	O
Sulfuric acid	96	20	#	#	X	#	#	O
Sulfuric acid	30	20	#	#	X	#	#	O
Medicinal oil			#	#	#	#	#	X
Methanol			#	#	#	X	#	#
Olive oil			#	#	#	#	#	X
Petroleum			#	#	#	#	#	X
Hydrogen peroxide	20	20	#	#	O	O	#	O
Tetrachlorocarbon			X	X	X	X	X	X
Transformer oil		20	#	#	#	#	#	X
Sodium carbonate			#	#	#	#	#	#

PPE (PPO) - in contact with fat, grease and oil the material degradation occurs (it becomes fragile and is cracking).

1

2

3

4

5

index



Mechanical protection

Mechanical resistance of the electrical equipment lids or covers is classified according to ČSN EN 50102. The test results according to this standard are defined by the letters IK, meaning international mechanical protection, and two digits - from 0 to 10 - marking the resistance value (e.g. IK07).

IK code	IK00	IK01	IK02	IK03	IK04	IK05	IK06	IK07	IK08	IK09	IK10
the impact energy (in joules)	-	0,15	0,2	0,35	0,5	0,7	1	2	5	10	20

Surface finishes

It is possible to protect the steel against corrosion by the following methods of surface treatments

ZNCR electrolytic galvanized products – Bichromatic galvanized – ČSN EN ISO 2081, DIN 50 961
Zink layer 10 µm +/- 4 µm (supports for the wall, fastening material, bolts, washers, nuts ...)

S Pre-Galvanized – ČSN EN 10 143, ČSN EN 10346
galvanized steel Sendzimir: while cold the hot-rolled steelbelt goes after preparation through a continuous bath with liquid zinc. The thickness of the zinc-layer is 15-27 µm. Through this, a layer zinc arises which guarantees the increased corrosion protection. Medium corrosion resistance - group 2.

F Hot Dip Galvanized – ČSN EN ISO 1461
The finished pieces made from bare (black) sheet metal are plunged in a melt-bath with liquid zinc, after pre-treatment, at a temperature of 450°C. After removal from the zinc bath a zinc/iron alloy layer system is formed on the bare (black) sheet metal, which is covered with a pure zinc layer. The thickness of the zinc-layer is min. 35 µm, depending on the material thickness.
High corrosion resistance - group 4.

GMT GEOMET - non electrolytic plating
The base of the DELTA surfacing includes Delta Tone 9000 materials. They are inorganic coats filled with zinc and aluminium micro-lamellas spread in a titanium binder. The method creates a cathodic protection coating the layer of which is 5-15 micrometer thick. This thickness of the layer provides better protection of metals than a thicker layer of zinc created by the zinc dipping method. The method conforms to the European Directive on recycling since it does not include any heavy metals and hexavalent chromium and it is also suitable for small parts. KOPOS KOLÍN supplies also bolts, nuts, couplings and other small connecting accessories with this surfacing and the company also carried out the salt fog test in accordance with ČSN EN ISO 9227 which proved that the coating was not damaged during the action of the salt fog for the period of 300 hours. The long-term temperature constancy is guaranteed up to 180 °C while the surfacing does not show any hydrogen fragility.
Based on the above stated reasons we may fully recommend this method of surfacing as an alternative to the zinc dipping method.

ZN-Ni zinc-nickel coat – DIN 50962
The thickness of coat is 8-18 microns. The products were tested by independent test institute. The test was done according to ISO 7253:2002-04:1982 in salt chamber, according to DIN 50017 in climatic chamber. After all test reanalyzes, the DIN-nickel process coating was elected as the one of most effective. Also comparing to hot dip galvanizing. Even the surface is thinner, requested anticorrosive protection is done.

EOZ peripheral varnish
Galvanized steel Sendzimir with powder technology surface finish, black colour RAL 9005. Medium corrosion resistance - group 2.
At customer's request it can also be painted in other colour shades RAL.

ECZ whole varnish
Smooth steel material coated on both sides with black paint. Medium corrosion resistance - group 2..

1

2

3

4

5

index

Basic terms and concepts

Flame-spread resistance (Self-snuffing ability):

Flame-spread resistant products cannot flash or if they flash, they cannot further burn, when a source of flame is removed. The test is performed with exactly specified source of flame.

Tested sample passed the test, if:

- it didn't flash
- in case of fire, the flame or smouldering of the sample extinguishes within 30 s after the removal of the test flame and there will be no ignition of the silk paper nor the board underneath the test sample

Excess heat and combustion resistance:

Parts of isolation material that could be subject of heat stress caused by electrical effects and that could break safety are not allowed to be affected too much by excessive heat and combustion. The test is performed using flaming loop.

Tested sample passed the flaming loop test, if:









- no flame or lasting glow is visible
- flames and glow on tested sample expire within 30 s after the flaming loop is removed
- the silk paper didn't flash and the board under tested sample isn't charred

Heat resistance:

Isolation material parts necessary for fixing power current parts and/or protective circuit parts in their position are subject of steel ball compression test.

Tested sample passed the test, if the impress diameter caused by the ball doesn't exceed given size under given temperature.

The meaning of marks used with the products of KOPOS KOLÍN a.s.

	Trade mark of KOPOS KOLÍN a.s.
	The approval mark of EZÚ PRAHA – indicates compliance with Czech electrical standard.
	Compliance mark with EU directions for particular product.
	The approval mark of VDE – test and certification institute in Offenbach. Indicates compliance with German electrical standard.
	Test temperature of flaming loop in compliance with ČSN 34 5615-84.
	Product material labeling in compliance with ČSN 77 0052.
	Product designed for installation in hollow walls (850 °C in compliance with ČSN EN IEC 60670-1 ed.2).
	Product designed for installation in concrete (650 °C in compliance with ČSN EN IEC 60670-1 ed.2).



Returnable packages



IP1 - pipe pallet
dimension: 120 x 80 x 63 cm
EAN: [8595057687660](#)



IP3-1 - wooden pallet EUR
dimension: 120 x 80 cm
EAN: [8595057687684](#)



IP3-3 - wooden pallet
dimension: 160 x 240 cm
EAN: [8595057687677](#)



IP3-4 - wooden pallet
dimension: 120 x 183 cm
EAN: [8595568926906](#)



IP3-5 - wooden base
dimension: 205 x 112 cm
EAN: [8595568931696](#)



IP5 - wooden base
dimension: 300 x 65 cm
EAN: [8595057687714](#)



IP7 - wooden base
dimension: 200 x 65 cm
EAN: [8595057687738](#)



IP9 - pallet extension
dimension: 120 x 80 x 20 cm
EAN: [8595568925923](#)



IP10 - metal pallet
dimension: 180 x 120 x 82 cm
EAN: [8595057688230](#)



M6500 - drum M220
dimension: 225 x 116 cm
EAN: [8595057687769](#)



M6502 - steel drum
dimension: 230 x 116 cm
EAN: [8595568910639](#)

1

2

3

4

5

index

Alphabetical list of products

item	pg.	item	pg.	item	pg.	item	pg.	item	pg.
1220	3-5	6020	3-30	8040	3-12	05041	3-25	2320/LPE-1	3-7
1225	3-5	6021	3-26	8050	3-12	05043	3-24	2320/LPE-1 UV	3-6
1232	3-5	6025	3-30	8063	3-12	05050	3-24	2323/LPE-1	3-7
1240	3-5	6029	3-26	16040	3-20	05051	3-25	2323/LPE-2	3-7
1250	3-5	6032	3-30	16050	3-20	05053	3-24	2325/LPE-1	3-7
1420	3-4	6036	3-26	16063	3-20	06025	3-23	2325/LPE-1 UV	3-6
1425	3-4	6040	3-30	16075	3-20	06032	3-23	2329/LPE-1	3-7
1432	3-4	6042	3-26	16090	3-20	06040	3-23	2329/LPE-2	3-7
1440	3-4	6050	3-30	16110	3-20	06040 ARG	3-24	2332/LPE-1	3-7
1450	3-4	6063	3-30	16160	3-20	06050	3-23	2332/LPE-1 UV	3-6
1520	3-11	6113	3-27	17040	3-20	06110/2	3-21	2336/LPE-2	3-7
1525	3-11	6116	3-27	17050	3-20	06110P/2	3-21	2340/LPE-1	3-7
1532	3-11	6120	3-31	17063	3-20	06160/2	3-21	3.0X16	1-87
1540	3-11	6121	3-27	17075	3-20	07050/8	3-20	313/1	3-27
1550	3-11	6125	3-31	17090	3-20	07063/8	3-20	313/2	3-28
1563	3-11	6129	3-27	17110	3-20	07075/8	3-20	316/1	3-27
3316	3-39	6132	3-31	17125	3-20	07090/8	3-20	316/2	3-28
3329	3-39	6136	3-27	17160	3-20	07110/8	3-20	316E/1	3-31
3348	3-39	6140	3-31	17200	3-20	07125/8	3-20	316E/1 ZN	3-31
4020	3-12	6142	3-27	003.CS.K	1-63	07160/8	3-20	316E/2	3-33
4025	3-12	6150	3-31	005.CS.K	1-63	07200/8	3-20	316E/2 AL	3-37
4032	3-12	6163	3-31	02040	3-20	1216E	3-5	316E/2 ZN	3-33
4040	3-12	6220	3-32	02050	3-20	1216EHFPP	3-5	320/1	3-31
4050	3-12	6225	3-32	02063	3-20	1220HFPP	3-5	320/1 ZN	3-31
4063	3-12	6232	3-32	02075	3-20	1225HFPP	3-5	320/2	3-33
4116	3-13	6240	3-32	02090	3-20	1225HFPP	3-5	320/2 AL	3-37
4120	3-13	6250	3-32	02110	3-20	1232HFPP	3-5	320/2 ZN	3-33
4125	3-13	6263	3-32	02125	3-20	1240HFPP	3-5	321/1	3-27
4132	3-13	6320	3-33	02160	3-20	1250HFPP	3-5	321/2	3-28
4140	3-13	6325	3-33	0216E	3-13	1416E	3-4	325/1	3-31
4150	3-13	6332	3-33	0216HF	3-17	1516E	3-11	325/1 ZN	3-31
4820	3-35	6340	3-33	0220	3-13	1516EHF	3-15	325/2	3-33
4825	3-35	6350	3-33	02200	3-20	1520HF	3-15	325/2 AL	3-37
4832	3-35	6363	3-33	0220HF	3-17	1525HF	3-15	325/2 ZN	3-33
4840	3-35	6516	4-14	0225	3-13	1532HF	3-15	329/1	3-27
4850	3-35	6526	4-14	0225HF	3-17	1540HF	3-15	329/2	3-28
4863	3-35	6704	4-7	0232	3-13	1550HF	3-15	3313	3-39
4913	3-36	6706	4-7	0232HF	3-17	1563HF	3-15	332/1	3-31
4916	3-36	6708	4-7	0240	3-13	1601	1-66	332/1 ZN	3-31
4921	3-36	6710	4-7	0240HF	3-17	1611	1-66	332/2	3-33
4929	3-36	6712	4-7	0250	3-13	1618	1-66	332/2 AL	3-37
4936	3-36	6808	4-7	0250HF	3-17	2.9X13V	1-87	332/2 ZN	3-33
4942	3-36	6810	4-7	0263	3-13	2.9X13Z	1-87	3323	3-39
5320	3-14	6812	4-7	0263HF	3-17	2.9X16	1-87	3336	3-39
5325	3-14	6816	4-7	05024	3-25	2.9X22	1-87	336/1	3-27
5332	3-14	6820	4-7	05025	3-24	2313/LPE-2	3-7	336/2	3-28
5340	3-14	6825	4-7	05030	3-24	2316/LPE-1	3-7	340/1	3-31
5350	3-14	8020	3-12	05031	3-25	2316/LPE-2	3-7	340/1 ZN	3-31
6013	3-26	8025	3-12	05033	3-24	2316E/LPE-1	3-7	340/2	3-33
6016	3-26	8032	3-12	05040	3-24	2316E/LPE-1 UV	3-6	340/2 AL	3-37



Alphabetical list of products

item	pg.	item	pg.	item	pg.	item	pg.	item	pg.
340/2 ZN	3-33	5220 PC AL	3-38	5363HF	3-17	6136 ZNM	3-27	6332 ZN	3-33
342/1	3-27	5220 PC ZN	3-34	5820/20	2-70	6140 ZN	3-31	6340 AL	3-37
342/2	3-28	5220 ZN	3-29, 3-35	5820/21	2-70	6142 ZN	3-27	6340 ZN	3-33
350/1	3-31	5220 ZNM	3-29, 3-34	5820/30	2-70	6142 ZNM	3-27	6350 AL	3-37
350/1 ZN	3-31	5221 PC	3-29	5820/31	2-70	6150 ZN	3-31	6350 ZN	3-33
350/2	3-33	5225 AL	3-38	5822 DER	2-70	6163 ZN	3-31	6363 AL	3-37
350/2 AL	3-37	5225 D	3-35	6013 N	3-26	6213 ZN	3-28	6363 ZN	3-33
350/2 ZN	3-33	5225 PC	3-34	6013 ZN	3-26	6213 ZNM	3-28	6401	4-11
3613 A	3-39	5225 PC AL	3-38	6013 ZNM	3-26	6216 N	3-28	6706 PO	4-8
3616 A	3-39	5225 PC ZN	3-34	6016 N	3-26	6216 ZN	3-28	6706 POBD	4-17
3623 A	3-39	5225 ZN	3-29, 3-35	6016 ZN	3-26	6216 ZNM	3-28	6708 PO	4-8
3629 A	3-39	5225 ZNM	3-29, 3-34	6016 ZNM	3-26	6216E	3-32	6708 POBD	4-17
363/1	3-31	5229 PC	3-29	6016E	3-30	6216E AL	3-37	6710 PO	4-8
363/1 ZN	3-31	5232 AL	3-38	6016E ZN	3-30	6216E ZN	3-32	6710 POBD	4-17
363/2	3-33	5232 D	3-35	6020 ZN	3-30	6220 AL	3-37	6712 PO	4-8
363/2 AL	3-37	5232 PC	3-34	6020 ZNM	3-30	6220 ZN	3-32	6712 POBD	4-17
363/2 ZN	3-33	5232 PC AL	3-38	6021 N	3-26	6220 ZNM	3-32	6714 PO	4-8
3636 A	3-39	5232 PC ZN	3-34	6021 ZN	3-26	6221 N	3-28	6714 POBD	4-17
3648 A	3-39	5232 ZN	3-29, 3-35	6021 ZNM	3-26	6221 ZN	3-28	6716E PO	4-8
3X20V-2CH	1-87	5232 ZNM	3-29, 3-34	6025 ZN	3-30	6221 ZNM	3-28	6716E POBD	4-17
3X35V-2CH	1-87	5236 PC	3-29	6025 ZNM	3-30	6225 AL	3-37	6716ED PO	4-8
4016E	3-12	5240 AL	3-38	6029 N	3-26	6225 ZN	3-32	6718 PO	4-8
4016EHF	3-15	5240 D	3-35	6029 ZN	3-26	6225 ZNM	3-32	6718 POBD	4-17
4020HF	3-15	5240 PC	3-34	6029 ZNM	3-26	6229 N	3-28	6720 PO	4-8
4025HF	3-15	5240 PC AL	3-38	6032 ZN	3-30	6229 ZN	3-28	6720 POBD	4-17
4032HF	3-15	5240 PC ZN	3-34	6032 ZNM	3-30	6229 ZNM	3-28	6722 PO	4-8
4040HF	3-15	5240 ZN	3-29, 3-35	6036 N	3-26	6232 AL	3-37	6722 POBD	4-17
4116HF	3-16	5242 PC	3-29	6036 ZN	3-26	6232 ZN	3-32	6723	4-11
4120HF	3-16	5250 AL	3-38	6036 ZNM	3-26	6232 ZNM	3-32	6724	4-11
4125HF	3-16	5250 D	3-35	6040 ZN	3-30	6236 N	3-28	6725 PO	4-8
4132HF	3-16	5250 PC	3-34	6040 ZNM	3-30	6236 ZN	3-28	6725 POBD	4-17
4140HF	3-16	5250 PC AL	3-38	6042 N	3-26	6236 ZNM	3-28	7116 B	1-64
4150HF	3-16	5250 PC ZN	3-34	6042 ZN	3-26	6240 AL	3-37	7116 C	1-64
4813/P	3-36	5250 ZN	3-29, 3-35	6042 ZNM	3-26	6240 ZN	3-32	7121 B	1-65
4816/P	3-36	5250 ZNM	3-29, 3-34	6050 ZN	3-30	6240 ZNM	3-32	7121 C	1-65
4816E	3-35	5263 AL	3-38	6063 ZN	3-30	6242 N	3-28	7216 B	1-64
4821/P	3-36	5263 D	3-35	6113 ZN	3-27	6242 ZN	3-28	7216 C	1-64
4829/P	3-36	5263 PC	3-34	6113 ZNM	3-27	6242 ZNM	3-28	7221 B	1-65
4836/P	3-36	5263 PC AL	3-38	6116 ZN	3-27	6250 AL	3-37	7221 C	1-65
4842/P	3-36	5263 PC ZN	3-34	6116 ZNM	3-27	6250 ZN	3-32	8016E	3-12
5213 PC	3-29	5263 ZN	3-34	6116E	3-31	6263 AL	3-37	8016EHF	3-16
5216 D	3-35	5263 ZNM	3-29, 3-34	6116E ZN	3-31	6263 ZN	3-32	8020HF	3-16
5216 PC	3-29	5316E	3-14	6120 ZN	3-31	6316E	3-33	8025HF	3-16
5216E AL	3-38	5316EHF	3-17	6121 ZN	3-27	6316E AL	3-37	8032HF	3-16
5216E PC AL	3-38	5320HF	3-17	6121 ZNM	3-27	6316E ZN	3-33	8040HF	3-16
5216E ZN	3-35	5325HF	3-17	6125 ZN	3-31	6320 AL	3-37	8050HF	3-16
5216E ZNM	3-34	5332HF	3-17	6129 ZN	3-27	6320 ZN	3-33	8063HF	3-16
5220 AL	3-38	5340HF	3-17	6129 ZNM	3-27	6325 AL	3-37	8101	1-57
5220 D	3-35	5350HF	3-17	6132 ZN	3-31	6325 ZN	3-33	8102	1-57
5220 PC	3-34	5363	3-14	6136 ZN	3-27	6332 AL	3-37	8106	1-58

1

2

3

4

5

Alphabetical list of products

item	pg.	item	pg.	item	pg.	item	pg.	item	pg.
8107	1-58	8751 - 8757 (LE 40)	2-23	AM34/32-45	3-9	BK 32	1-117	KEFZ 80	1-20
8110	1-59	8761 - 8766 (LE 60)	2-24	AM34/32-90	3-9	BV 1620	1-117	KEFZ 80/VDZ	1-20
8111	1-59	8771 - 8776 (LE 80)	2-25	AM42/40	3-9	BV 2532	1-117	KEZ	1-21
8112	1-60	8781 - 8786 (LE 100)	2-26	AM42/40-45	3-9	DR18	1-85	KEZ 300	1-21
8117	1-60	8791 - 8797 (LV 24X22)	2-7	AM42/40-90	3-9	DR42	1-86	KEZ-3	1-22
8118	1-61	8809 (LZK 15X12)	2-10	AM54/50	3-9	DUODREN 110	3-40	KF 09040	3-18
8119	1-61	8819 (LZ 15X12)	2-9	AM54/50-45	3-9	DUODREN 75	3-40	KF 09040 UVFA	3-19
8130	1-62	8821 L - 8823/13 P (LP 80X25)	2-31	AM54/50-90	3-9	DUODREN 90	3-40	KF 09050	3-18
8135	1-62	8821 L - 8823/13 P (LPK 80X25)	2-32	APACS42	3-8	EKD 100X40	2-35	KF 09050 UVFA	3-19
8211 - 8217 (PK 110X65 D)	2-41	8833 - 8837 (LO 35)	2-27	APACS54	3-8	EKD 120X40	2-36	KF 09063	3-18
8211HF - 8217HF (PK 110X65 D HF)	2-56	8843 - 8847 (LO 50)	2-28	APACS80	3-8	EKD 80X40	2-34	KF 09063 PLCA	3-19
8221 - 8227 (PK 130X65 D)	2-42	8855 - 8856 (LR 30)	2-30	APAFS16	3-8	EKD 80X40HF	2-55	KF 09063 UVFA	3-19
8231 - 8237 (PK 170X65 D)	2-43	8861 L - 8866 (LP 35)	2-33	APAFS21	3-8	EKE 100X60	2-38	KF 09075	3-18
8231HF - 8237HF (PK 170X65 D HF)	2-57	8873 - 8874 (LO 75)	2-29	APAFS28	3-8	EKE 140X60	2-39	KF 09075 PLCA	3-19
8401 - 8407 (PK 90X55 D)	2-44	8911 - 8916 (LHD 25X20)	2-16	APAFS34	3-8	EKE 180X60	2-40	KF 09075 UVFA	3-19
8401HF - 8407HF (PK 90X55 D HF)	2-58	8921 - 8926 (LHD 20X10)	2-13	APG16/13	3-9	EKE 60X60	2-37	KF 09090	3-18
8450-11	2-68	8921HF - 8926HF (LHD 20X10HF)	2-50	APG16/13-45	3-9	EPS 2	1-90	KF 09090 PLCA	3-19
8450-12	2-68	8931 - 8936 (LHD 30X25)	2-17	APG16/13-90	3-9	EPS 3	1-90	KF 09090 UVFA	3-19
8450-13	2-68	8991 - 8996 (LHD 50X20)	2-21	APG21/16	3-9	FR 68 SDS	1-92	KF 09110	3-18
8471 - 8477 (PK 120X55 D)	2-45	A16FL	3-8	APG21/16-45	3-9	GZS	3-38	KF 09110 SKA	3-19
8481 - 8487 (PK 160X65 D)	2-46	A16FL-90	3-8	APG21/16-90	3-9	HL 10	4-4	KF 09110 UVFA	3-19
8491 - 8497 (PK 210X70 D)	2-47	A21FL	3-8	APG28/21	3-9	HL 6	4-4	KF 09125	3-18
8501 - 8506 (EKD 80X40)	2-34	A21FL-45	3-8	APG28/21-45	3-9	HL 8	4-4	KF 09160	3-18
8501HF - 8506HF (EKD 80X40HF)	2-55	A21FL-90	3-8	APG28/21-90	3-9	HM 10	4-3	KF 09160 UVFA	3-19
8511 - 8516 (EKD 100X40)	2-35	A28FL	3-8	APG34/29	3-9	HM 10 PE	4-3	KF 09200	3-18
8541 - 8546 (EKE 60X60)	2-37	A28FL-45	3-8	APG34/29-45	3-9	HM 12	4-3	KHB C6-20	4-16
8550-11	2-68	A28FL-90	3-8	APG34/29-90	3-9	HM 12 PE	4-3	KHB C6-25	4-16
8550-12	2-68	A-ES16	3-8	APG42/36	3-9	HM 6	4-3	KHB C6-30	4-16
8550-13	2-68	A-ES20	3-8	APG42/36-45	3-9	HM 6 PE	4-3	KHB C6-35	4-16
8551 - 8556 (EKE 100X60)	2-38	A-ES28	3-8	APG42/36-90	3-9	HM 8 PE	4-3	KHB C6-40	4-16
8560-11	2-68	A-ES32	3-8	APG54/48	3-9	HM 8/1	4-3	KHO HC6-15	4-16
8560-12	2-68	A-ES40	3-8	APG54/48-45	3-9	HN 6X25	4-4	KHO HC6-15FH	4-16
8560-13	2-68	A-LN/PG13	3-9	APG54/48-90	3-9	HN 6X35	4-4	KHO HC6-17	4-16
8561 - 8566 (EKE 140X60)	2-39	A-LN/PG16	3-9	A-SW/M16	3-9	HN 6X45	4-4	KHO HC6-17FH	4-16
8571 - 8576 (EKE 180X60)	2-40	A-LN/PG21	3-9	A-SW/M20	3-9	HN 6X55	4-4	KHO HC6-22	4-16
8581 - 8586 (EKD 120X40)	2-36	A-LN/PG29	3-9	A-SW/M25	3-9	HN 6X70	4-4	KHO HC6-22FH	4-16
8601 - 8606 (LHD 32X15)	2-18	A-LN/PG36	3-9	A-SW/M32	3-9	HN 8X45	4-4	KHO HC6-27	4-16
8621 - 8629 (LHD 20X20)	2-14	A-LN/PG48	3-9	A-SW/M40	3-9	HS 6	4-4	KHO HC6-27FH	4-16
8621HF - 8629HF (LHD 20X20HF)	2-51	AM16/16	3-9	A-SW/M50	3-9	HSV 6	4-5	KHO HC6-32	4-16
8631 - 8639 (LHD 40X20)	2-19	AM16/16-45	3-9	A-SW/PG13	3-9	KBP-8	1-116	KHP 10X60	4-10
8631HF - 8639HF (LHD 40X20HF)	2-52	AM16/16-90	3-9	A-SW/PG16	3-9	KBS-120	1-117	KHP 6X32	4-10
8641 - 8646 (LHD 40X40)	2-20	AM20/20	3-9	A-SW/PG21	3-9	KD 09040	3-20	KHP 8X38	4-10
8641HF - 8646HF (LHD 40X40HF)	2-53	AM21/20	3-9	A-SW/PG29	3-9	KD 09050	3-20	KHP 8X60	4-10
8651 - 8656 (LH 60X40)	2-22	AM21/20-45	3-9	A-SW/PG36	3-9	KD 09063	3-20	KHS 4X32	4-5
8651HF - 8656HF (LH 60X40HF)	2-54	AM21/20-90	3-9	A-SW/PG48	3-9	KD 09075	3-20	KHS 4X45	4-5
8671 - 8676 (LHD 17X17)	2-12	AM25/25	3-9	BK 16	1-117	KD 09090	3-20	KHS 5X37	4-5
8681 - 8686 (LH 15X10)	2-11	AM28/25	3-9	BK 16 ČSN	1-117	KD 09110	3-20	KHS 5X52	4-5
8691 - 8696 (LHD 25X15)	2-15	AM28/25-45	3-9	BK 20	1-117	KD 09125	3-20	KHS 5X65	4-5
8711 - 8719 Z (LV 40X15)	2-8	AM28/25-90	3-9	BK 23	1-117	KD 09160	3-20	KHS 6X37	4-5
8731 - 8739 Z (LV 18X13)	2-6	AM34/32	3-9	BK 25	1-117	KD 09200	3-20	KHS 6X52	4-5



Alphabetical list of products

item	pg.	item	pg.	item	pg.	item	pg.	item	pg.
KHS 6X65	4-5	KPL 64-50/5LD	1-36	KUP 80	1-97 , 1-101 , 1-103 , 1-105	LK 80X28R/1	1-49	PK 110X65 D	2-41
KI 68 L/1	1-33	KPL 64-50/LD	1-34	KUZ-V	1-27	LK 80X28R/1HF	1-75	PK 110X65 D HF	2-56
KO 100	1-15	KPL 64-50/LD HF	1-72	KUZ-VI	1-28	LKM 45	1-52	PK 120X55 D	2-45
KO 100 E	1-16	KPO 10X115	4-6	KUZ-VO	1-27	LO 35	2-27	PK 130X65 D	2-42
KO 100 V	1-80	KPO 10X175	4-6	KUZ-VOI	1-28	LO 50	2-28	PK 160X65 D	2-46
KO 110/L	1-37	KPO 10X95	4-6	KVP 5X35	4-10	LO 75	2-29	PK 170X65 D	2-43
KO 125	1-16	KPO 12X120	4-6	KVP 5X40	4-10	LP 35	2-33	PK 170X65 D HF	2-57
KO 125 E	1-17	KPO 6X50	4-6	KVP 5X45	4-10	LP 80X25	2-31	PK 210X70 D	2-47
KO 125 E/EQ02	1-17	KPO 6X70	4-6	KVP 5X50	4-10	LPK 80X25	2-32	PK 90X55 D	2-44
KO 125 V	1-80	KPO 8X110	4-6	KVP 6X40	4-10	LR 30	2-30	PK 90X55 D HF	2-58
KO 125/1L	1-38	KPO 8X77	4-6	KVP 6X45	4-10	LV 11X10	2-5	PKS 70/60	2-60
KO 180/LD	1-38	KPOZ 10	4-6	KVP 6X50	4-10	LV 18X13	2-6	PKUP	1-100
KO 68	1-78	KPOZ 6	4-6	L-42W	2-69	LV 24X22	2-7	PLSK	2-62
KO 97 V	1-78	KPOZ 8	4-6	LE 100	2-26	LV 40X15	2-8	PLUK	1-106
KO 97 V/1 HF	1-74	KPP 80	1-99	LE 40	2-23	LZ 15X12	2-9	PLYN	4-15
KO 97/5	1-14	KPR 68	1-9	LE 60	2-24	LZK 15X12	2-10	PN 40X15	2-63
KO 97/LD	1-37	KPR 68/71L	1-33	LE 80	2-25	M3X40-3CH	1-87	PN 40X20	2-63
KOM 97	1-15	KPR 68/D	1-5	LH 15X10	2-11	M3X45-3CH	1-87	PN 80X25	2-65
KOM 97HF	1-70	KPR 68-70	1-8	LH 60X40	2-22	MDFZ 80	1-23	PN 80X25 2Z	2-65
KOPOBOX 57	1-96	KPR 68-70/HF	1-70	LH 60X40HF	2-54	MDFZ 80/VDZ	1-23	PN EKE	2-67
KOPOBOX 80	1-98 , 1-102	KPRL 64-60/LD	1-34	LHD 17X17	2-12	MDZ	1-24	PN KUZ	1-29
KOPOBOX MINI B	1-94	KPRL 64-60/LD HF	1-72	LHD 20X10	2-13	MDZ 300	1-24	PNE 100X20	2-64
KOPOBOX MINI L	1-94	KPRL 68-70/LD	1-32	LHD 20X10HF	2-50	MDZ XL	1-25	PNE 40 2Z	2-65
KOPOBOX MINI P	1-95	K-PULSA 40 E	4-15	LHD 20X20	2-14	MDZ XL 300	1-25	PNE 60X20	2-64
KP 64/2	1-11	KPZ 68-45	1-43	LHD 20X20HF	2-51	MP3-3CH	1-87	PNE 60X20 2Z	2-64
KP 64/3	1-11	KPZ 68-50/2	1-44	LHD 20X20HF	2-51	MVH P800	4-15	PNE 80X20	2-64
KP 64/4	1-12	KPZ 68-50/3	1-44	LHD 25X15	2-15	ND KEZ	1-26	PNL P 35 2Z	2-64
KP 64/5	1-12	KPZ 68-60	1-43	LHD 25X20	2-16	ND KEZ-3/Z	1-26	PNQ 20X10	2-63
KP 64/LD HF	1-71	KPZ-1	1-42	LHD 30X25	2-17	ND MDZ	1-26	PNQ 32X15	2-63
KP 67/2	1-10	KR 97/5	1-14	LHD 32X15	2-18	NR 2ZT	1-84	PNQ 40X20	2-63
KP 67/3	1-10	KSK 100	1-54	LHD 40X20	2-19	NR 5X5	1-85	PNQ LP 35	2-63
KP 67X67	1-13	KSK 125	1-55	LHD 40X20HF	2-52	NR 68/10	1-84	PP 80/0	1-99
KP 68	1-9	KSK 175	1-55	LHD 40X40	2-20	NR 68/6	1-84	PP 80/3	1-99
KP 68/2	1-8	KSK 80	1-54	LHD 40X40HF	2-53	NR 80/R	1-83	PP 80/45	1-99
KP 68/2HF	1-69	KT 250	1-18	LHD 50X20	2-21	NRB 60/12	1-116	PP 80/45/6	1-103
KP 68/D	1-5	KT 250 V	1-80	LK 80/1	1-46	NRB 60/24	1-116	PP 80/K-5	1-104
KP 68-30	1-6	KT 250/1	1-18	LK 80/2	1-46	NRT	1-83	PSK 1	2-62
KP 68-45	1-6	KT 250/L	1-39	LK 80R/1	1-47	P-16	1-67	PUK 38X150 S1	1-106
KP 80 PK HF	2-59	KU 68 LD/1HF	1-71	LK 80R/2	1-48	P-21	1-67	QD 45X22.5-COVER	2-49
KP EKE	2-66	KU 68/71L1	1-32	LK 80X16 T	1-50	PATKA CR	1-87	QD 45X22.5-HDMI	2-49
KP PK	2-67	KU 68-45	1-7	LK 80X20R/1	1-48	PEKD 40	2-60	QD 45X22.5-HOLDER	2-49
KPL 64-40/2LD	1-35	KU 68-45/HF	1-69	LK 80X28 2R	1-50	PEKD 40HF	2-59	QD 45X22.5-RJ-45	2-49
KPL 64-40/3LD	1-35	KU 68-45/V	1-7	LK 80X28 2T	1-52	PEKE 60	2-60	QD 45X22.5-RJ45/6	2-49
KPL 64-40/LD	1-34	KUH 1	1-13	LK 80X28 2ZK	1-49	PEKE 60 HF	2-59	QD 45X22.5-USB	2-49
KPL 64-45/LD	1-34	KUH 1/L	1-40	LK 80X28 2ZKHF	1-75	PEP 60	2-61	QP 45X45	2-48
KPL 64-50/2LD	1-35	KUL 68-45/LD	1-31	LK 80X28 2ZTHF	1-76	PEP 60/K	2-61	QP 45X45 C	2-48
KPL 64-50/2LD HF	1-73	KUL 68-45/LD2	1-31	LK 80X28 2ZT	1-51	PI 80 2ZK	1-87	QS 45X45	2-48
KPL 64-50/3LD	1-35	KUP 57	1-97	LK 80X28 2ZTHF	1-76	PI 80 2ZT	1-87	QS 45X45 C	2-49
KPL 64-50/3LD HF	1-73			LK 80X28 T	1-51	PI 80R	1-87	REKE 100	2-38
KPL 64-50/4LD	1-36			LK 80X28 THF	1-76	PI 80T	1-87	REKE 140	2-39

1

2

3

4

5

Alphabetical list of products

item	pg.	item	pg.	item	pg.
REKE 180	2-40	SF25	3-10	TYP412	1-89
REKE 60	2-37	SF32	3-10	TYP512	1-89
REKO 100X40	2-35	SFM20	3-10	TYP612	1-89
REKO 120X40	2-36	SFM25	3-10	V 100 E	1-80
REKO 80X40	2-34	SFM32	3-10	V 110 L	1-80
REKO 80X40HF	2-55	SFM40	3-10	V 125/1	1-80
RK 100X60	2-71	SK 40X20	2-62	V 180	1-79
RK 25X25 DIN	2-72	SK 40X33	2-62	V 68	1-79
RK 30X30	2-71	SKLD 2	1-86	V 68HF	1-74
RK 30X40	2-71	S-KSK 1	1-56	VDS 68	1-92
RK 37.5X75 DIN	2-72	S-KSK 2	1-56	VK 20	2-69
RK 40X60	2-71	SN	1-97, 1-101, 1-103, 1-105	VKP 64/2L	1-80
RK 40X80	2-71	SP 100X2.5	4-12	VKT 250/L	1-80
RK 50X50 DIN	2-72	SP 12X1/10	2-69	VLK 80	1-81
RK 50X75 DIN	2-72	SP 140X3.5	4-12	VLK 80/2R	1-82
RK 60X60	2-71	SP 140X4.5	4-12	VLK 80/R	1-81
RK 60X80	2-71	SP 15X1/10	2-69	VLK 80/T	1-82
RK 75X75 DIN	2-72	SP 160X2.5	4-12	VO 180	1-80
RK 80X60	2-71	SP 180X4.5	4-12	VPT 40	1-91
RK-OVK20	2-71	SP 200X4.5	4-12	VPT 64	1-91
RK-OVK30	2-71	SP 250X4.5	4-12	VPT 68	1-91
RK-OVK40	2-71	SP 280X4.5	4-12	VPT 79	1-91
RK-PN6	2-71	SP 360X4.5	4-12	VPT 97	1-91
RK-ST12	2-71	SP 360X7.5	4-12	VPTU	1-91
RK-ST22	2-71	SP 360X7.5	4-12	WEICON 375	3-38
RK-ST6	2-71	SP 380X4.5	4-12	WEICON 750	3-38
RLE 100	2-26	SP 430X4.5	4-12	ZPP	1-100
RLE 80	2-25	SP-96	1-88	ZV 68	1-81
RLH 60X40	2-22	SPM 100X2.5	4-12	ZV 97	1-81
RLH 60X40HF	2-54	SPOJKA K1	3-22		
S-66	1-88	SPOJKA K2	3-22		
S-96	1-88	SPOJKA K3	3-22		
SB 6.3X35	4-9	SPOJKA K4	3-22		
SB 6.3X45	4-9	SPP 19X19	4-13		
SB-H 50	1-115	SPP 9	4-14		
SB-H 70	1-115	SPPN 19X19	4-13		
SB-KP 60-50/L	1-112	SPUK	1-106		
SB-KP 60-50/M	1-109	STP 4.2X13	4-9		
SB-KP 60-70/L	1-112	SVD 30	4-9		
SB-KP 60-70/M	1-109	SVD 40	4-9		
SB-KP 68-50/L	1-113	TN 68	1-79		
SB-KP 68-50/M	1-110	TN 97	1-79		
SB-KP 68-70/L	1-113	TS35	2-70		
SB-KP 68-70/M	1-110	TYP015	1-89		
SB-M1	1-116	TYP016	1-89		
SB-MK 1	1-114	TYP017	1-89		
SB-P 1	1-114	TYP018	1-89		
SB-ST 1	1-115	TYP210	1-89		
SF16	3-10	TYP310	1-89		
SF20	3-10				

www.kopos.com


KOPOS KOLÍN a.s.
ABOUT US



KOPOS KOLÍN a.s.
Havlíčková 432
280 02 Kolín IV
Česká republika

tel.: +420 321 730 111
e-mail: kopos@kopos.cz
www.kopos.cz

www.kopos.com

